

TRAFFIC SAFETY COMMISSION
November 13, 2024 @ 8:30am
1470 NE Territorial Road, Canby OR / Canby Public Works

****Note Canby Fire Dist. #62 Does NOT support "Speed Bumps or Speed Cushions"**

**** To report speeding issues: <https://www.canbyoregon.gov/police/page/traffic-unit>**

To attend virtually:

<https://us06web.zoom.us/j/89571795103?pwd=c0tsZXB6YUUh4RndnL1pkaWp1bS9GUT09>

Meeting ID: 895 7179 5103 Passcode: 902132 +1 253 215 8782

1. Call Meeting to Order

2. Introductions

3. Review and Approval of Minutes from October 9, 2024

4. Citizen Input

To speak, please contact the Deputy City Recorder by email ridgleyt@canbyoregon.gov or call 503-266-0637 by 4:30pm on the second Tuesday of the month with your name, email, and the topic you'd like to speak on.

5. Old Business

- a. Discuss Citizen Concerns from last month's meeting.
 1. <https://www.canbyoregon.gov/bc/page/committee-openings>
- b. Utilizing media for education on traffic concerns
- c. Speed Enforcement Cameras—Progress
- d. Review Traffic Safety Reports—Molalla Forest Road, NE 10th Avenue, and SW 3rd

6. New Business

- a. Cliton Project
- b. DeAnna Ball-Karb works with Russell Heinemann of the Bike and Peds, Canby PD and Canby Union High School Admin. on SW 13th High School Field Project

7. City Staff Reports

- a. Canby Police
- b. Canby Public Works
- c. Canby Planning
- d. City Council Liaison
- e. Canby Planning

8. Board Members and their Report

- a. DeAnna Ball-Karb
- b. Gary Bryant
- c. Clint Coleman
- d. Jennifer Driskill
- e. Jackie Jones
- f. Tina Schimpf
- g. Eric Van Zandt

9. Adjourn Meeting

Next Meeting: Wednesday, December 11, 2024 @ 8:30am

Special accommodations are available, upon request, for persons with disabilities or those needing sign language interpretation, or languages other than English. To request accommodation or service, please call 503-266-0637 at least two business days in advance.

Please Help us, Helping You

For Project: Logging Road
 Project Notes:
 Location/Name: Northbound
 Report Generated: 10/1/2024 1:23:56 PM
 Speed Intervals: 1 MPH
 Time Intervals: Instant
 Traffic Report From: 9/19/2024 6:00:00 AM through 9/29/2024 8:59:59 PM
 85th Percentile Speed: 37 MPH
 85th Percentile Vehicles: 864
 Max Speed: 63 MPH on 9/28/2024 12:45:54 PM
 Total Vehicles: 1017
 AADT: 95

Volumes - weekly counts

Time	5 Day	7 Day
Average Daily	102	95
AM Peak 10:00 AM	5	6
PM Peak 6:00 PM	18	14

Speed

Speed Limit: 25
 85th Percentile Speed: 37
 50th Percentile Speed: 30
 10 MPH Pace Interval: 26.0 MPH to 36.0 MPH
 Average Speed: 30.59

	Monday	Tuesday	Wednesday	Thursday	Friday	Saturday	Sunday
Count over limit	60	68	103	208	103	123	109
% over limit	87.0	78.2	62.4	82.5	76.3	75.9	74.1
Avg Speeder	33.4	34.8	32.6	33.6	33.6	34.2	32.7
Avg Speed	31.6	31.7	28.6	31.5	30.5	31.1	29.7

Class Counts

	Number	%
VEH_SM	0	0
VEH_MED	979	96.3
VEH_LG	38	3.7
[VEH_SM=motorcycle,	VEH_MED = sedan,	VEH_LG = truck]

Northbound Summary
Logging Road

from Thu-Sep-19-2024-06-00-AM to Sun-Sep-29-2024-08-59-PM

Day/Time Ending	85th pctl (MPH)	85th pctl cnts	Total Cnts	Max Speed	Avg Speeder	% Speeders	Avg Speed
9/19/2024 7:00:00 AM	28.0	1	1	28	28.0	100.0%	28.0
9/19/2024 8:00:00 AM	38.0	2	2	38	36.5	100.0%	36.5
9/19/2024 9:00:00 AM	22.0	1	1	22	0.0	0.0%	22.0
9/19/2024 10:00:00 AM	37.0	7	8	39	35.5	50.0%	27.3
9/19/2024 11:00:00 AM	37.0	9	11	53	36.6	81.8%	34.1
9/19/2024 12:00:00 PM	27.0	3	4	28	27.3	75.0%	26.3
9/19/2024 1:00:00 PM	32.0	6	7	36	30.6	100.0%	30.6
9/19/2024 2:00:00 PM	37.0	2	2	37	35.5	100.0%	35.5
9/19/2024 3:00:00 PM	34.0	5	6	35	34.0	50.0%	26.7
9/19/2024 4:00:00 PM	37.0	7	8	39	31.0	100.0%	31.0
9/19/2024 5:00:00 PM	37.0	7	8	42	34.4	87.5%	32.3
9/19/2024 6:00:00 PM	35.0	8	10	53	35.1	80.0%	32.7
9/19/2024 7:00:00 PM	38.0	20	24	47	34.2	91.7%	33.3
9/19/2024 8:00:00 PM	35.0	11	13	37	31.6	76.9%	28.5
9/19/2024 9:00:00 PM	34.0	14	17	41	33.7	52.9%	27.4
9/19/2024 10:00:00 PM	37.0	6	7	37	33.9	100.0%	33.9
9/19/2024 11:00:00 PM	44.0	3	4	47	40.5	100.0%	40.5
9/20/2024 12:00:00 AM	**No Data**						
9/20/2024 1:00:00 AM	**No Data**						
						
9/20/2024 7:00:00 AM	31.0	1	1	31	31.0	100.0%	31.0
9/20/2024 8:00:00 AM	37.0	1	1	37	37.0	100.0%	37.0
9/20/2024 9:00:00 AM	35.0	3	3	35	33.7	100.0%	33.7
9/20/2024 10:00:00 AM	39.0	4	5	44	37.0	100.0%	37.0
9/20/2024 11:00:00 AM	33.0	4	5	34	30.0	100.0%	30.0
9/20/2024 12:00:00 PM	31.0	8	10	41	30.7	60.0%	27.1
9/20/2024 1:00:00 PM	42.0	4	5	43	38.0	100.0%	38.0
9/20/2024 2:00:00 PM	29.0	3	4	37	30.3	100.0%	30.3
9/20/2024 3:00:00 PM	41.0	4	5	42	37.3	80.0%	34.8
9/20/2024 4:00:00 PM	36.0	8	9	37	31.1	77.8%	28.6
9/20/2024 5:00:00 PM	35.0	3	4	42	35.7	75.0%	30.8
9/20/2024 6:00:00 PM	35.0	3	4	36	35.0	75.0%	31.8
9/20/2024 7:00:00 PM	33.0	6	7	36	30.8	57.1%	25.1
9/20/2024 8:00:00 PM	33.0	14	17	38	31.4	52.9%	27.1
9/20/2024 9:00:00 PM	**No Data**						
9/20/2024 10:00:00 PM	**No Data**						
9/21/2024 7:00:00 AM	30.0	3	3	30	28.0	66.7%	27.0
9/21/2024 8:00:00 AM	38.0	1	1	38	38.0	100.0%	38.0
9/21/2024 9:00:00 AM	30.0	4	5	34	30.0	60.0%	27.0
9/21/2024 10:00:00 AM	36.0	8	10	42	31.7	100.0%	31.7
9/21/2024 11:00:00 AM	37.0	8	10	52	33.9	70.0%	30.0
9/21/2024 12:00:00 PM	36.0	5	6	48	36.2	83.3%	33.2
9/21/2024 1:00:00 PM	36.0	15	18	59	35.6	61.1%	30.3
9/21/2024 2:00:00 PM	39.0	8	10	47	35.1	90.0%	33.8
9/21/2024 3:00:00 PM	34.0	5	6	38	33.5	66.7%	30.2
9/21/2024 4:00:00 PM	34.0	7	8	35	31.0	75.0%	29.1
9/21/2024 5:00:00 PM	36.0	10	12	43	34.9	75.0%	32.4

Northbound Summary

Logging Road from Thu-Sep-19-2024-06-00-AM to Sun-Sep-29-2024-08-59-PM

9/21/2024 6:00:00 PM	56.0	2	2	56	44.5	100.0%	44.5
9/21/2024 7:00:00 PM	**No Data**						
9/21/2024 8:00:00 PM	**No Data**						
9/22/2024 7:00:00 AM	41.0	3	3	41	34.5	66.7%	31.3
9/22/2024 8:00:00 AM	32.0	1	1	32	32.0	100.0%	32.0
9/22/2024 9:00:00 AM	28.0	4	5	36	30.0	60.0%	27.4
9/22/2024 10:00:00 AM	35.0	6	7	37	32.2	71.4%	29.4
9/22/2024 11:00:00 AM	36.0	6	7	48	35.7	85.7%	33.3
9/22/2024 12:00:00 PM	36.0	3	4	39	37.5	50.0%	30.3
9/22/2024 1:00:00 PM	35.0	14	17	39	31.4	82.4%	29.4
9/22/2024 2:00:00 PM	25.0	5	6	32	32.0	16.7%	21.8
9/22/2024 3:00:00 PM	29.0	8	10	31	29.3	40.0%	25.3
9/22/2024 4:00:00 PM	34.0	8	9	39	31.3	77.8%	28.9
9/22/2024 5:00:00 PM	33.0	11	13	38	30.6	92.3%	30.1
9/22/2024 6:00:00 PM	**No Data**						
9/22/2024 7:00:00 PM	34.0	3	3	34	32.0	66.7%	29.3
9/22/2024 8:00:00 PM	46.0	3	3	46	38.0	66.7%	32.7
9/22/2024 9:00:00 PM	**No Data**						
9/22/2024 10:00:00 PM	**No Data**						
9/23/2024 8:00:00 AM	34.0	2	2	34	34.0	100.0%	34.0
9/23/2024 9:00:00 AM	36.0	5	6	39	34.4	83.3%	32.2
9/23/2024 10:00:00 AM	42.0	2	2	42	37.0	100.0%	37.0
9/23/2024 11:00:00 AM	36.0	2	2	36	36.0	50.0%	27.5
9/23/2024 12:00:00 PM	32.0	3	4	37	32.8	100.0%	32.8
9/23/2024 1:00:00 PM	35.0	4	5	45	33.5	80.0%	30.0
9/23/2024 2:00:00 PM	38.0	3	3	38	35.0	100.0%	35.0
9/23/2024 3:00:00 PM	51.0	1	1	51	51.0	100.0%	51.0
9/23/2024 4:00:00 PM	30.0	3	4	33	29.7	75.0%	27.8
9/23/2024 5:00:00 PM	34.0	4	5	34	32.3	60.0%	26.4
9/23/2024 6:00:00 PM	36.0	4	5	42	34.0	100.0%	34.0
9/23/2024 7:00:00 PM	31.0	5	6	33	30.8	83.3%	29.8
9/23/2024 8:00:00 PM	34.0	3	3	34	31.7	100.0%	31.7
9/23/2024 9:00:00 PM	34.0	12	14	35	32.2	92.9%	31.6
9/23/2024 10:00:00 PM	35.0	5	6	57	34.5	100.0%	34.5
9/23/2024 11:00:00 PM	**No Data**						
9/24/2024 12:00:00 AM	18.0	1	1	18	0.0	0.0%	18.0
9/24/2024 1:00:00 AM	**No Data**						
9/24/2024 2:00:00 AM	**No Data**						
9/24/2024 6:00:00 AM	33.0	1	1	33	33.0	100.0%	33.0
9/24/2024 7:00:00 AM	40.0	2	2	40	33.5	100.0%	33.5
9/24/2024 8:00:00 AM	37.0	2	2	37	34.5	100.0%	34.5
9/24/2024 9:00:00 AM	36.0	2	2	36	31.0	100.0%	31.0
9/24/2024 10:00:00 AM	36.0	2	2	36	36.0	50.0%	22.5
9/24/2024 11:00:00 AM	22.0	3	3	22	0.0	0.0%	18.0
9/24/2024 12:00:00 PM	32.0	6	7	36	31.3	85.7%	30.3
9/24/2024 1:00:00 PM	37.0	5	6	40	36.3	50.0%	30.0
9/24/2024 2:00:00 PM	31.0	3	4	32	30.0	100.0%	30.0
9/24/2024 3:00:00 PM	**No Data**						

Northbound Summary

Logging Road from Thu-Sep-19-2024-06-00-AM to Sun-Sep-29-2024-08-59-PM

9/24/2024 4:00:00 PM	33.0	5	6	42	34.0	50.0%	25.7
9/24/2024 5:00:00 PM	31.0	1	1	31	31.0	100.0%	31.0
9/24/2024 6:00:00 PM	40.0	6	7	50	35.1	100.0%	35.1
9/24/2024 7:00:00 PM	41.0	11	13	45	35.4	92.3%	34.4
9/24/2024 8:00:00 PM	41.0	16	19	53	37.5	73.7%	33.7
9/24/2024 9:00:00 PM	38.0	10	12	45	35.4	83.3%	33.4
9/24/2024 10:00:00 PM	**No Data**						
9/24/2024 11:00:00 PM	**No Data**						
9/25/2024 1:00:00 AM	34.0	1	1	34	34.0	100.0%	34.0
9/25/2024 2:00:00 AM	**No Data**						
9/25/2024 3:00:00 AM	**No Data**						
9/25/2024 6:00:00 AM	18.0	1	1	18	0.0	0.0%	18.0
9/25/2024 7:00:00 AM	33.0	1	1	33	33.0	100.0%	33.0
9/25/2024 8:00:00 AM	34.0	3	3	34	32.5	66.7%	30.0
9/25/2024 9:00:00 AM	34.0	2	2	34	33.0	100.0%	33.0
9/25/2024 10:00:00 AM	45.0	3	3	45	40.7	100.0%	40.7
9/25/2024 11:00:00 AM	39.0	8	9	47	32.7	77.8%	30.7
9/25/2024 12:00:00 PM	32.0	3	3	32	30.0	66.7%	28.0
9/25/2024 1:00:00 PM	33.0	4	5	36	32.0	80.0%	30.6
9/25/2024 2:00:00 PM	45.0	2	2	45	45.0	50.0%	34.5
9/25/2024 3:00:00 PM	45.0	3	4	48	42.0	100.0%	42.0
9/25/2024 4:00:00 PM	27.0	4	5	39	31.0	60.0%	27.4
9/25/2024 5:00:00 PM	36.0	10	12	50	36.3	91.7%	34.9
9/25/2024 6:00:00 PM	36.0	14	17	47	32.7	76.5%	29.9
9/25/2024 7:00:00 PM	32.0	42	50	44	30.4	68.0%	28.0
9/25/2024 8:00:00 PM	30.0	21	25	42	30.8	40.0%	25.0
9/25/2024 9:00:00 PM	28.0	19	22	32	29.6	22.7%	23.2
9/25/2024 10:00:00 PM	**No Data**						
9/25/2024 11:00:00 PM	**No Data**						
9/26/2024 8:00:00 AM	41.0	3	3	41	38.7	100.0%	38.7
9/26/2024 9:00:00 AM	30.0	1	1	30	30.0	100.0%	30.0
9/26/2024 10:00:00 AM	39.0	3	3	39	33.0	100.0%	33.0
9/26/2024 11:00:00 AM	33.0	2	2	33	29.5	100.0%	29.5
9/26/2024 12:00:00 PM	34.0	5	6	41	34.3	66.7%	31.2
9/26/2024 1:00:00 PM	31.0	3	4	39	31.3	100.0%	31.3
9/26/2024 2:00:00 PM	39.0	6	7	48	36.1	100.0%	36.1
9/26/2024 3:00:00 PM	31.0	7	8	41	31.5	50.0%	26.0
9/26/2024 4:00:00 PM	33.0	6	7	34	30.8	85.7%	29.3
9/26/2024 5:00:00 PM	40.0	8	9	40	33.6	77.8%	31.2
9/26/2024 6:00:00 PM	36.0	11	13	56	33.4	76.9%	30.2
9/26/2024 7:00:00 PM	34.0	12	14	38	31.9	100.0%	31.9
9/26/2024 8:00:00 PM	36.0	21	25	46	33.3	84.0%	31.9
9/26/2024 9:00:00 PM	39.0	10	12	44	32.7	91.7%	31.8
9/26/2024 10:00:00 PM	41.0	4	5	55	42.4	100.0%	42.4
9/26/2024 11:00:00 PM	**No Data**						
9/27/2024 12:00:00 AM	**No Data**						
9/27/2024 6:00:00 AM	38.0	1	1	38	38.0	100.0%	38.0
9/27/2024 7:00:00 AM	**No Data**						

Northbound Summary

Logging Road from Thu-Sep-19-2024-06-00-AM to Sun-Sep-29-2024-08-59-PM

9/27/2024 8:00:00 AM	38.0	1	1	38	38.0	100.0%	38.0
9/27/2024 9:00:00 AM	44.0	3	3	44	35.0	100.0%	35.0
9/27/2024 10:00:00 AM	48.0	2	2	48	37.0	100.0%	37.0
9/27/2024 11:00:00 AM	40.0	4	5	44	38.3	80.0%	35.6
9/27/2024 12:00:00 PM	34.0	4	5	47	34.3	80.0%	30.2
9/27/2024 1:00:00 PM	31.0	10	12	36	30.2	75.0%	27.6
9/27/2024 2:00:00 PM	37.0	9	11	43	34.4	81.8%	31.9
9/27/2024 3:00:00 PM	40.0	3	3	40	40.0	33.3%	26.3
9/27/2024 4:00:00 PM	50.0	2	2	50	45.5	100.0%	45.5
9/27/2024 5:00:00 PM	21.0	2	2	21	0.0	0.0%	20.5
9/27/2024 6:00:00 PM	36.0	3	3	36	32.3	100.0%	32.3
9/27/2024 7:00:00 PM	32.0	2	2	32	32.0	50.0%	26.0
9/27/2024 8:00:00 PM	33.0	3	3	33	30.3	100.0%	30.3
9/27/2024 9:00:00 PM	**No Data**						
9/27/2024 10:00:00 PM	**No Data**						
9/28/2024 7:00:00 AM	26.0	1	1	26	26.0	100.0%	26.0
9/28/2024 8:00:00 AM	**No Data**						
9/28/2024 9:00:00 AM	33.0	7	8	33	30.5	75.0%	27.8
9/28/2024 10:00:00 AM	25.0	3	4	27	27.0	25.0%	21.8
9/28/2024 11:00:00 AM	33.0	5	6	33	30.2	83.3%	28.7
9/28/2024 12:00:00 PM	36.0	11	13	47	33.8	61.5%	29.0
9/28/2024 1:00:00 PM	41.0	3	4	63	43.7	75.0%	37.5
9/28/2024 2:00:00 PM	34.0	5	6	41	34.4	83.3%	32.5
9/28/2024 3:00:00 PM	38.0	8	10	45	34.0	100.0%	34.0
9/28/2024 4:00:00 PM	37.0	8	9	38	33.5	66.7%	28.6
9/28/2024 5:00:00 PM	55.0	3	3	55	42.0	100.0%	42.0
9/28/2024 6:00:00 PM	34.0	1	1	34	34.0	100.0%	34.0
9/28/2024 7:00:00 PM	37.0	3	4	39	37.7	75.0%	30.3
9/28/2024 8:00:00 PM	45.0	2	2	45	40.5	100.0%	40.5
9/28/2024 9:00:00 PM	**No Data**						
9/28/2024 10:00:00 PM	**No Data**						
9/29/2024 7:00:00 AM	45.0	1	1	45	45.0	100.0%	45.0
9/29/2024 8:00:00 AM	**No Data**						
9/29/2024 9:00:00 AM	28.0	3	4	29	28.0	75.0%	26.5
9/29/2024 10:00:00 AM	37.0	10	12	50	35.1	83.3%	32.6
9/29/2024 11:00:00 AM	31.0	5	6	32	29.2	83.3%	28.5
9/29/2024 12:00:00 PM	38.0	9	11	53	35.8	81.8%	32.8
9/29/2024 1:00:00 PM	39.0	5	6	43	32.5	100.0%	32.5
9/29/2024 2:00:00 PM	39.0	3	3	39	36.3	100.0%	36.3
9/29/2024 3:00:00 PM	38.0	3	4	42	37.5	100.0%	37.5
9/29/2024 4:00:00 PM	29.0	2	2	29	28.5	100.0%	28.5
9/29/2024 5:00:00 PM	31.0	7	8	31	29.7	37.5%	22.6
9/29/2024 6:00:00 PM	30.0	1	1	30	30.0	100.0%	30.0
9/29/2024 7:00:00 PM	**No Data**						
9/29/2024 8:00:00 PM	**No Data**						
9/29/2024 9:00:00 PM	31.0	1	1	31	31.0	100.0%	31.0

Northbound Summary

Logging Road

from Thu-Sep-19-2024-06-00-AM to Sun-Sep-29-2024-08-59-PM

Day/Time Ending	85th pctl (MPH)	85th pctl cnts	Total Cnts	Max Speed	Avg Speeder	% Speeders	Avg Speed
9/20/2024 12:00:00 AM	37.0	113	133	53	33.8	79.7%	31.1
9/21/2024 12:00:00 AM	37.0	68	80	44	33.1	75.0%	30.0
9/22/2024 12:00:00 AM	38.0	77	91	59	34.1	75.8%	31.3
9/23/2024 12:00:00 AM	36.0	75	88	48	32.0	69.3%	28.9
9/24/2024 12:00:00 AM	36.0	59	69	57	33.4	87.0%	31.6
9/25/2024 12:00:00 AM	40.0	74	87	53	34.8	78.2%	31.7
9/26/2024 12:00:00 AM	35.0	140	165	50	32.6	62.4%	28.6
9/27/2024 12:00:00 AM	39.0	101	119	56	33.5	85.7%	31.9
9/28/2024 12:00:00 AM	40.0	47	55	50	34.4	78.2%	31.2
9/29/2024 12:00:00 AM	38.0	60	71	63	34.4	76.1%	30.8
9/29/2024 8:59:59 PM	38.0	50	59	53	33.5	81.4%	31.0

Northbound Weekly Counts
Logging Road

from Thu-Sep-19-2024-06-00-AM to Sun-Sep-29-2024-08-59-PM

	9/16/2024	to	9/22/2024							
	Monday	Tuesday	Wednesday	Thursday	Friday	Saturday	Sunday	Week	Weekend	Week Day 85%
Hour	9/16/2024	9/17/2024	9/18/2024	9/19/2024	9/20/2024	9/21/2024	9/22/2024	Day Avg	Avg	Avg Speed
0 - 1	*	*	*	*	0	0	0	0	0	0
1 - 2	*	*	*	*	0	0	0	0	0	0
2 - 3	*	*	*	*	0	0	0	0	0	0
3 - 4	*	*	*	*	0	0	0	0	0	0
4 - 5	*	*	*	*	0	0	0	0	0	0
5 - 6	*	*	*	*	0	0	0	0	0	0
6 - 7	*	*	*	1	1	3	3	1	3	29.5
7 - 8	*	*	*	2	1	1	1	1.5	1	37.5
8 - 9	*	*	*	1	3	5	5	2	5	28.5
9 - 10	*	*	*	8	5	10	7	6.5	8.5	38
10 - 11	*	*	*	11	5	10	7	8	8.5	35
11 - 12	*	*	*	4	10	6	4	7	5	28.75
12 - 13	*	*	*	7	5	18	17	6	17.5	37
13 - 14	*	*	*	2	4	10	6	3	8	33
14 - 15	*	*	*	6	5	6	10	5.5	8	37.5
15 - 16	*	*	*	8	9	8	9	8.5	8.5	36.5
16 - 17	*	*	*	8	4	12	13	6	12.5	36
17 - 18	*	*	*	10	4	2	0	7	1	35
18 - 19	*	*	*	24	7	0	3	15.5	1.5	35.5
19 - 20	*	*	*	13	17	0	3	15	1.5	33.75
20 - 21	*	*	*	17	0	0	0	8.5	0	34
21 - 22	*	*	*	7	0	0	0	3.5	0	36.5
22 - 23	*	*	*	4	0	0	0	2	0	44
23 - 24	*	*	*	0	0	0	0	0	0	0
Totals	0	0	0	133	80	91	88			
% of Total	0%	0%	0%	33.93%	20.41%	23.21%	22.45%			

Northbound Weekly Counts
Logging Road

from Thu-Sep-19-2024-06-00-AM to Sun-Sep-29-2024-08-59-PM

	9/23/2024	to	9/29/2024							
	Monday	Tuesday	Wednesday	Thursday	Friday	Saturday	Sunday	Week	Weekend	Week Day 85%
Hour	9/23/2024	9/24/2024	9/25/2024	9/26/2024	9/27/2024	9/28/2024	9/29/2024	Day Avg	Avg	Avg Speed
0 - 1	0	0	1	0	0	0	0	0.2	0	34
1 - 2	0	0	0	0	0	0	0	0	0	0
2 - 3	0	0	0	0	0	0	0	0	0	0
3 - 4	0	0	0	0	0	0	0	0	0	0
4 - 5	0	0	0	0	0	0	0	0	0	0
5 - 6	0	1	1	0	1	0	0	0.6	0	29.67
6 - 7	0	2	1	0	0	1	1	0.6	1	36.5
7 - 8	2	2	3	3	1	0	0	2.2	0	36.8
8 - 9	6	2	2	1	3	8	4	2.8	6	36
9 - 10	2	2	3	3	2	4	12	2.4	8	42
10 - 11	2	3	9	2	5	6	6	4.2	6	34
11 - 12	4	7	3	6	5	13	11	5	12	32.8
12 - 13	5	6	5	4	12	4	6	6.4	5	33.4
13 - 14	3	4	2	7	11	6	3	5.4	4.5	38
14 - 15	1	0	4	8	3	10	4	3.2	7	41.75
15 - 16	4	6	5	7	2	9	2	4.8	5.5	34.6
16 - 17	5	1	12	9	2	3	8	5.8	5.5	32.2
17 - 18	5	7	17	13	3	1	1	9	1	36.8
18 - 19	6	13	50	14	2	4	0	17	2	34
19 - 20	3	19	25	25	3	2	0	15	1	34.8
20 - 21	14	12	22	12	0	0	1	12	0.5	34.67
21 - 22	6	0	0	5	0	0	*	2.2	0	38
22 - 23	0	0	0	0	0	0	*	0	0	0
23 - 24	1	0	0	0	0	0	*	0.2	0	18
Totals	69	87	165	119	55	71	59			
% of Total	11.04%	13.92%	26.4%	19.04%	8.8%	11.36%	9.44%			

Northbound Monthly Counts
Logging Road

from Thu-Sep-19-2024-06-00-AM to Sun-Sep-29-2024-08-59-PM

	Sep 2024							Week	Weekend	Week Day 85%
Hour	Monday	Tuesday	Wednesday	Thursday	Friday	Saturday	Sunday	Day Avg	Avg	Avg Speed
0 - 1	0	0	1	0	0	0	0	0.2	0	34
1 - 2	0	0	0	0	0	0	0	0	0	0
2 - 3	0	0	0	0	0	0	0	0	0	0
3 - 4	0	0	0	0	0	0	0	0	0	0
4 - 5	0	0	0	0	0	0	0	0	0	0
5 - 6	0	1	1	0	1	0	0	0.6	0	29.67
6 - 7	0	2	1	1	1	4	4	1	4	33
7 - 8	2	2	3	5	2	1	1	2.8	1	36.2
8 - 9	6	2	2	2	6	13	9	3.6	11	34.2
9 - 10	2	2	3	11	7	14	19	5	16.5	40.8
10 - 11	2	3	9	13	10	16	13	7.4	14.5	34.6
11 - 12	4	7	3	10	15	19	15	7.8	17	32.6
12 - 13	5	6	5	11	17	22	23	8.8	22.5	34.6
13 - 14	3	4	2	9	15	16	9	6.6	12.5	38
14 - 15	1	0	4	14	8	16	14	5.4	15	42.75
15 - 16	4	6	5	15	11	17	11	8.2	14	32.2
16 - 17	5	1	12	17	6	15	21	8.2	18	34.5
17 - 18	5	7	17	23	7	3	1	11.8	2	36.9
18 - 19	6	13	50	38	9	4	3	23.2	3.5	34.86
19 - 20	3	19	25	38	20	2	3	21	2.5	34.68
20 - 21	14	12	22	29	0	0	1	15.4	0.5	33.92
21 - 22	6	0	0	12	0	0	0	3.6	0	37.75
22 - 23	0	0	0	4	0	0	0	0.8	0	44
23 - 24	1	0	0	0	0	0	0	0.2	0	18
Totals	69	87	165	252	135	162	147			
% of Total	6.78%	8.55%	16.22%	24.78%	13.27%	15.93%	14.45%			

Northbound Weekly Speeds
Logging Road

from Thu-Sep-19-2024-06-00-AM to Sun-Sep-29-2024-08-59-PM

	9/16/2024	to	9/22/2024							
	Monday	Tuesday	Wednesday	Thursday	Friday	Saturday	Sunday	Week	Weekend	Week Day 85%
Hour	9/16/2024	9/17/2024	9/18/2024	9/19/2024	9/20/2024	9/21/2024	9/22/2024	Day Avg	Avg	Avg Speed
0 - 1	*	*	*	*	0	0	0	0	0	0
1 - 2	*	*	*	*	0	0	0	0	0	0
2 - 3	*	*	*	*	0	0	0	0	0	0
3 - 4	*	*	*	*	0	0	0	0	0	0
4 - 5	*	*	*	*	0	0	0	0	0	0
5 - 6	*	*	*	*	0	0	0	0	0	0
6 - 7	*	*	*	28	31	27	31.33	29.5	29.17	29.5
7 - 8	*	*	*	36.5	37	38	32	36.67	35	37.5
8 - 9	*	*	*	22	33.67	27	27.4	30.75	27.2	28.5
9 - 10	*	*	*	27.25	37	31.7	29.43	31	30.76	38
10 - 11	*	*	*	34.09	30	30	33.29	32.81	31.35	35
11 - 12	*	*	*	26.25	27.1	33.17	30.25	26.86	32	28.75
12 - 13	*	*	*	30.57	38	30.28	29.41	33.67	29.86	37
13 - 14	*	*	*	35.5	30.25	33.8	21.83	32	29.31	33
14 - 15	*	*	*	26.67	34.8	30.17	25.3	30.36	27.12	37.5
15 - 16	*	*	*	31	28.56	29.12	28.89	29.71	29	36.5
16 - 17	*	*	*	32.25	30.75	32.42	30.08	31.75	31.2	36
17 - 18	*	*	*	32.7	31.75	44.5	0	32.43	44.5	35
18 - 19	*	*	*	33.29	25.14	0	29.33	31.45	29.33	35.5
19 - 20	*	*	*	28.54	27.06	0	32.67	27.7	32.67	33.75
20 - 21	*	*	*	27.35	0	0	0	27.35	0	34
21 - 22	*	*	*	33.86	0	0	0	33.86	0	36.5
22 - 23	*	*	*	40.5	0	0	0	40.5	0	44
23 - 24	*	*	*	0	0	0	0	0	0	0
Totals	0	0	0	31.1	30.1	31.3	28.9			
% of Total	0%	0%	0%	25.62%	24.79%	25.78%	23.81%			

Northbound Weekly Speeds
Logging Road

from Thu-Sep-19-2024-06-00-AM to Sun-Sep-29-2024-08-59-PM

	9/23/2024	to	9/29/2024							
	Monday	Tuesday	Wednesday	Thursday	Friday	Saturday	Sunday	Week	Weekend	Week Day 85%
Hour	9/23/2024	9/24/2024	9/25/2024	9/26/2024	9/27/2024	9/28/2024	9/29/2024	Day Avg	Avg	Avg Speed
0 - 1	0	0	34	0	0	0	0	34	0	34
1 - 2	0	0	0	0	0	0	0	0	0	0
2 - 3	0	0	0	0	0	0	0	0	0	0
3 - 4	0	0	0	0	0	0	0	0	0	0
4 - 5	0	0	0	0	0	0	0	0	0	0
5 - 6	0	33	18	0	38	0	0	29.67	0	29.67
6 - 7	0	33.5	33	0	0	26	45	33.33	35.5	36.5
7 - 8	34	34.5	30	38.67	38	0	0	34.64	0	36.8
8 - 9	32.17	31	33	30	35	27.75	26.5	32.57	27.33	36
9 - 10	37	22.5	40.67	33	37	21.75	32.58	34.5	29.87	42
10 - 11	27.5	18	30.67	29.5	35.6	28.67	28.5	29.62	28.58	34
11 - 12	32.75	30.29	28	31.17	30.2	29	32.82	30.6	30.75	32.8
12 - 13	30	30	30.6	31.25	27.58	37.5	32.5	29.34	34.5	33.4
13 - 14	35	30	34.5	36.14	31.91	32.5	36.33	33.26	33.78	38
14 - 15	51	0	42	26	26.33	34	37.5	31.63	35	41.75
15 - 16	27.75	25.67	27.4	29.29	45.5	28.56	28.5	29.08	28.55	34.6
16 - 17	26.4	31	34.92	31.22	20.5	42	22.62	31.17	27.91	32.2
17 - 18	34	35.14	29.88	30.23	32.33	34	30	31.42	32	36.8
18 - 19	29.83	34.38	28.02	31.93	26	30.25	0	29.72	30.25	34
19 - 20	31.67	33.74	25.04	31.88	30.33	40.5	0	30	40.5	34.8
20 - 21	31.64	33.42	23.23	31.83	0	0	31	28.95	31	34.67
21 - 22	34.5	0	0	42.4	0	0	*	38.09	*	38
22 - 23	0	0	0	0	0	0	*	*	*	0
23 - 24	18	0	0	0	0	0	*	18	*	18
Totals	31.6	31.7	28.6	31.9	31.2	30.8	31			
% of Total	14.58%	14.62%	13.19%	14.71%	14.39%	14.21%	14.3%			

Northbound Monthly Speeds
Logging Road

from Thu-Sep-19-2024-06-00-AM to Sun-Sep-29-2024-08-59-PM

	Sep 2024							Week	Weekend	Week Day 85%
Hour	Monday	Tuesday	Wednesday	Thursday	Friday	Saturday	Sunday	Day Avg	Avg	Avg Speed
0 - 1	0	0	34	0	0	0	0	34	0	34
1 - 2	0	0	0	0	0	0	0	0	0	0
2 - 3	0	0	0	0	0	0	0	0	0	0
3 - 4	0	0	0	0	0	0	0	0	0	0
4 - 5	0	0	0	0	0	0	0	0	0	0
5 - 6	0	33	18	0	38	0	0	29.67	0	29.67
6 - 7	0	33.5	33	28	31	26.75	34.75	31.8	30.75	33
7 - 8	34	34.5	30	37.8	37.5	38	32	35.07	35	36.2
8 - 9	32.17	31	33	26	34.33	27.46	27	32.17	27.27	34.2
9 - 10	37	22.5	40.67	28.82	37	28.86	31.42	32.68	30.33	40.8
10 - 11	27.5	18	30.67	33.38	32.8	29.5	31.08	31	30.21	34.6
11 - 12	32.75	30.29	28	29.2	28.13	30.32	32.13	29.26	31.12	32.6
12 - 13	30	30	30.6	30.82	30.65	31.59	30.22	30.52	30.89	34.6
13 - 14	35	30	34.5	36	31.47	33.31	26.67	33.03	30.92	38
14 - 15	51	0	42	26.29	31.62	32.56	28.79	31.11	30.8	42.75
15 - 16	27.75	25.67	27.4	30.2	31.64	28.82	28.82	29.34	28.82	32.2
16 - 17	26.4	31	34.92	31.71	27.33	34.33	27.24	31.34	30.19	34.5
17 - 18	34	35.14	29.88	31.3	32	41	30	31.66	38.25	36.9
18 - 19	29.83	34.38	28.02	32.79	25.33	30.25	29.33	30.18	29.86	34.86
19 - 20	31.67	33.74	25.04	30.74	27.55	40.5	32.67	29.34	35.8	34.68
20 - 21	31.64	33.42	23.23	29.21	0	0	31	28.6	31	33.92
21 - 22	34.5	0	0	37.42	0	0	0	36.44	0	37.75
22 - 23	0	0	0	40.5	0	0	0	40.5	0	44
23 - 24	18	0	0	0	0	0	0	18	0	18
Totals	31.6	31.7	28.6	31.4	30.5	31.1	29.7			
% of Total	14.73%	14.77%	13.33%	14.63%	14.21%	14.49%	13.84%			

Northbound Weekly EightyFifthSpeeds
Logging Road

from Thu-Sep-19-2024-06-00-AM to Sun-Sep-29-2024-08-59-PM

	9/16/2024	to	9/22/2024							
	Monday	Tuesday	Wednesday	Thursday	Friday	Saturday	Sunday	Week	Weekend	Week Day 85%
Hour	9/16/2024	9/17/2024	9/18/2024	9/19/2024	9/20/2024	9/21/2024	9/22/2024	Day Avg	Avg	Avg Speed
0 - 1	*	*	*	*	0	0	0	0	0	0
1 - 2	*	*	*	*	0	0	0	0	0	0
2 - 3	*	*	*	*	0	0	0	0	0	0
3 - 4	*	*	*	*	0	0	0	0	0	0
4 - 5	*	*	*	*	0	0	0	0	0	0
5 - 6	*	*	*	*	0	0	0	0	0	0
6 - 7	*	*	*	28	31	30	41	29.5	35.5	29.5
7 - 8	*	*	*	38	37	38	32	37.5	35	37.5
8 - 9	*	*	*	22	35	30	28	28.5	29	28.5
9 - 10	*	*	*	37	39	36	35	38	35.5	38
10 - 11	*	*	*	37	33	37	36	35	36.5	35
11 - 12	*	*	*	27	30.5	36	36	28.75	36	28.75
12 - 13	*	*	*	32	42	36	35	37	35.5	37
13 - 14	*	*	*	37	29	39	25	33	32	33
14 - 15	*	*	*	34	41	34	29	37.5	31.5	37.5
15 - 16	*	*	*	37	36	34	34	36.5	34	36.5
16 - 17	*	*	*	37	35	36	33	36	34.5	36
17 - 18	*	*	*	35	35	56	0	35	56	35
18 - 19	*	*	*	38	33	0	34	35.5	34	35.5
19 - 20	*	*	*	35	32.5	0	46	33.75	46	33.75
20 - 21	*	*	*	34	0	0	0	34	0	34
21 - 22	*	*	*	36.5	0	0	0	36.5	0	36.5
22 - 23	*	*	*	44	0	0	0	44	0	44
23 - 24	*	*	*	0	0	0	0	0	0	0
Totals	0	0	0	588.5	489	442	444			
% of Total	0%	0%	0%	29.97%	24.9%	22.51%	22.61%			

Northbound Weekly EightyFifthSpeeds
Logging Road

from Thu-Sep-19-2024-06-00-AM to Sun-Sep-29-2024-08-59-PM

	9/23/2024	to	9/29/2024							
	Monday	Tuesday	Wednesday	Thursday	Friday	Saturday	Sunday	Week	Weekend	Week Day 85%
Hour	9/23/2024	9/24/2024	9/25/2024	9/26/2024	9/27/2024	9/28/2024	9/29/2024	Day Avg	Avg	Avg Speed
0 - 1	0	0	34	0	0	0	0	34	0	34
1 - 2	0	0	0	0	0	0	0	0	0	0
2 - 3	0	0	0	0	0	0	0	0	0	0
3 - 4	0	0	0	0	0	0	0	0	0	0
4 - 5	0	0	0	0	0	0	0	0	0	0
5 - 6	0	33	18	0	38	0	0	29.67	0	29.67
6 - 7	0	40	33	0	0	26	45	36.5	35.5	36.5
7 - 8	34	37	34	41	38	0	0	36.8	0	36.8
8 - 9	36	36	34	30	44	32.7	28	36	30.35	36
9 - 10	42	36	45	39	48	25	37	42	31	42
10 - 11	36	22	39	33	40	32.5	31	34	31.75	34
11 - 12	32	32	32	34	34	36	38	32.8	37	32.8
12 - 13	35	37	33	31	31	41	39	33.4	40	33.4
13 - 14	38	31	45	39	37	34	39	38	36.5	38
14 - 15	51	0	45	31	40	38	38	41.75	38	41.75
15 - 16	30	33	27	33	50	37	29	34.6	33	34.6
16 - 17	33.5	31	36	39.5	21	55	30.5	32.2	42.75	32.2
17 - 18	36	40	36	36	36	34	30	36.8	32	36.8
18 - 19	31	41	32	34	32	37	0	34	37	34
19 - 20	34	41	30	36	33	45	0	34.8	45	34.8
20 - 21	34	38	27.7	39	0	0	31	34.67	31	34.67
21 - 22	35	0	0	41	0	0	*	38	0	38
22 - 23	0	0	0	0	0	0	*	0	0	0
23 - 24	18	0	0	0	0	0	*	18	0	18
Totals	555.5	528	580.7	536.5	522	473.2	415.5			
% of Total	15.38%	14.62%	16.08%	14.86%	14.45%	13.1%	11.51%			

Northbound Monthly EightyFifthSpeeds
Logging Road

from Thu-Sep-19-2024-06-00-AM to Sun-Sep-29-2024-08-59-PM

	Sep 2024							Week	Weekend	Week Day 85%
Hour	Monday	Tuesday	Wednesday	Thursday	Friday	Saturday	Sunday	Day Avg	Avg	Avg Speed
0 - 1	0	0	34	0	0	0	0	34	0	34
1 - 2	0	0	0	0	0	0	0	0	0	0
2 - 3	0	0	0	0	0	0	0	0	0	0
3 - 4	0	0	0	0	0	0	0	0	0	0
4 - 5	0	0	0	0	0	0	0	0	0	0
5 - 6	0	33	18	0	38	0	0	29.67	0	29.67
6 - 7	0	40	33	28	31	26	41	33	33.5	33
7 - 8	34	37	34	38	38	38	32	36.2	35	36.2
8 - 9	36	36	34	30	35	32.7	29	34.2	30.85	34.2
9 - 10	42	36	45	37	44	36	36.8	40.8	36.4	40.8
10 - 11	36	22	39	37	39	37	35	34.6	36	34.6
11 - 12	32	32	32	33	34	36	39	32.6	37.5	32.6
12 - 13	35	37	33	32	36	41	36	34.6	38.5	34.6
13 - 14	38	31	45	39	37	41	38	38	39.5	38
14 - 15	51	0	45	34	41	38	37.5	42.75	37.75	42.75
15 - 16	30	33	27	34	37	35	31	32.2	33	32.2
16 - 17	33.5	31	36	37	35	40	32.5	34.5	36.25	34.5
17 - 18	36	40	36	37	35.5	56	30	36.9	43	36.9
18 - 19	31	41	32	37.3	33	37	34	34.86	35.5	34.86
19 - 20	34	41	30	35.7	32.7	45	46	34.68	45.5	34.68
20 - 21	34	38	27.7	36	0	0	31	33.92	31	33.92
21 - 22	35	0	0	40.5	0	0	0	37.75	0	37.75
22 - 23	0	0	0	44	0	0	0	44	0	44
23 - 24	18	0	0	0	0	0	0	18	0	18

Summary of Violators
Logging Road

from Thu-Sep-19-2024-06-00-AM to Sun-Sep-29-2024-08-59-PM

Starting Hour	Count	Average Speed of all Traffic	Violator Counts	Average Speed of Violators
00:00:00	1	34.0	1	34.0
01:00:00	0	N/A	N/A	N/A
02:00:00	0	N/A	N/A	N/A
03:00:00	0	N/A	N/A	N/A
04:00:00	0	N/A	N/A	N/A
05:00:00	3	29.7	2	35.5
06:00:00	13	31.2	11	32.3
07:00:00	16	35.1	15	35.7
08:00:00	40	29.5	31	31.7
09:00:00	58	31.3	46	34.5
10:00:00	66	30.7	51	33.4
11:00:00	73	30.1	53	33.3
12:00:00	89	30.7	70	33.3
13:00:00	58	32.1	48	34.5
14:00:00	57	30.9	39	35.3
15:00:00	69	29.1	53	31.9
16:00:00	77	30.8	59	34.0
17:00:00	63	32.1	53	34.2
18:00:00	123	30.2	97	32.4
19:00:00	110	29.6	74	33.4
20:00:00	78	28.6	49	32.9
21:00:00	18	36.4	18	36.4
22:00:00	4	40.5	4	40.5
23:00:00	1	18.0	0	0.0

Northbound Histogram

Logging Road

from Thu-Sep-19-2024-06-00-AM to Sun-Sep-29-2024-08-59-PM

Date	Starting Hr:min	<15	15 to <20	20 to <25	25 to <30	30 to <35	35 to <40	40 to <45	45 to <50	50 to <55	55 to <60	60 to <65	65 to <70	70 to <75	75 to <80	80 to <85	85 to <90	90 to <95	95 to >100	Total Counts	Avg Speed (MPH)	85pct Speed	10MPH Pace	% in pace	# of Speeders	% Speeders	VEH_SM	VEH_MED	VEH_LG	
9/19/2024	00:00	*	*	*	*	*	*	*	*	*	*	*	*	*	*	*	*	*	*	*	*	*	*	*	*	*	*	*	*	*
9/19/2024	01:00	*	*	*	*	*	*	*	*	*	*	*	*	*	*	*	*	*	*	*	*	*	*	*	*	*	*	*	*	*
9/19/2024	02:00	*	*	*	*	*	*	*	*	*	*	*	*	*	*	*	*	*	*	*	*	*	*	*	*	*	*	*	*	*
9/19/2024	03:00	*	*	*	*	*	*	*	*	*	*	*	*	*	*	*	*	*	*	*	*	*	*	*	*	*	*	*	*	*
9/19/2024	04:00	*	*	*	*	*	*	*	*	*	*	*	*	*	*	*	*	*	*	*	*	*	*	*	*	*	*	*	*	*
9/19/2024	05:00	*	*	*	*	*	*	*	*	*	*	*	*	*	*	*	*	*	*	*	*	*	*	*	*	*	*	*	*	*
9/19/2024	06:00	0	0	0	1	0	0	0	0	0	0	0	0	0	0	0	0	0	0	0	1	28	28	18 to 28	100.0	1	100.0	0	1	0
9/19/2024	07:00	0	0	0	0	0	2	0	0	0	0	0	0	0	0	0	0	0	0	0	2	36.5	38	28 to 38	100.0	2	100.0	0	2	0
9/19/2024	08:00	0	0	1	0	0	0	0	0	0	0	0	0	0	0	0	0	0	0	0	1	22	22	12 to 22	100.0	*	*	0	1	0
9/19/2024	09:00	1	1	1	2	0	3	0	0	0	0	0	0	0	0	0	0	0	0	0	8	27.3	37	29 to 39	50.0	4	50.0	0	4	4
9/19/2024	10:00	0	0	1	1	3	5	0	0	1	0	0	0	0	0	0	0	0	0	0	11	34.1	37	29 to 39	72.7	9	81.8	0	11	0
9/19/2024	11:00	0	0	1	3	0	0	0	0	0	0	0	0	0	0	0	0	0	0	0	4	26.3	27	18 to 28	100.0	3	75.0	0	4	0
9/19/2024	12:00	0	0	0	2	4	1	0	0	0	0	0	0	0	0	0	0	0	0	0	7	30.6	32	26 to 36	100.0	7	100.0	0	6	1
9/19/2024	13:00	0	0	0	0	1	1	0	0	0	0	0	0	0	0	0	0	0	0	0	2	35.5	37	27 to 37	100.0	2	100.0	0	2	0
9/19/2024	14:00	1	0	1	1	2	1	0	0	0	0	0	0	0	0	0	0	0	0	0	6	26.7	34	25 to 35	66.7	3	50.0	0	6	0
9/19/2024	15:00	0	0	0	4	2	2	0	0	0	0	0	0	0	0	0	0	0	0	0	8	31	37	21 to 31	75.0	8	100.0	0	8	0
9/19/2024	16:00	0	1	0	0	5	1	1	0	0	0	0	0	0	0	0	0	0	0	0	8	32.3	37	27 to 37	75.0	7	87.5	0	7	1
9/19/2024	17:00	0	0	1	3	2	3	0	0	1	0	0	0	0	0	0	0	0	0	0	10	32.7	35	25 to 35	70.0	8	80.0	0	10	0
9/19/2024	18:00	0	0	1	5	9	6	2	1	0	0	0	0	0	0	0	0	0	0	0	24	33.3	38	28 to 38	70.8	22	91.7	0	24	0
9/19/2024	19:00	0	2	1	3	4	3	0	0	0	0	0	0	0	0	0	0	0	0	0	13	28.5	35	26 to 36	69.2	10	76.9	0	13	0
9/19/2024	20:00	1	1	6	1	5	2	1	0	0	0	0	0	0	0	0	0	0	0	0	17	27.4	34	24 to 34	58.8	9	52.9	0	17	0
9/19/2024	21:00	0	0	0	0	4	3	0	0	0	0	0	0	0	0	0	0	0	0	0	7	33.9	36.5	27 to 37	100.0	7	100.0	0	7	0
9/19/2024	22:00	0	0	0	0	1	0	2	1	0	0	0	0	0	0	0	0	0	0	0	4	40.5	44	37 to 47	75.0	4	100.0	0	4	0
9/19/2024	23:00	*	*	*	*	*	*	*	*	*	*	*	*	*	*	*	*	*	*	*	*	*	*	*	*	*	*	*	*	*
24 Hr Summary		3	5	14	26	42	33	6	2	2	0	0	0	0	0	0	0	0	0	0	133	31.1	37	27 to 37	63.2	106	79.7	0	127	6

Northbound Histogram

Logging Road

from Thu-Sep-19-2024-06-00-AM to Sun-Sep-29-2024-08-59-PM

Date	Starting Hr:min	<15	15 to <20	20 to <25	25 to <30	30 to <35	35 to <40	40 to <45	45 to <50	50 to <55	55 to <60	60 to <65	65 to <70	70 to <75	75 to <80	80 to <85	85 to <90	90 to <95	95 to >100	Total Counts	Avg Speed (MPH)	85pct Speed	10MPH Pace	% in pace	# of Speeders	% Speeders	VEH_SM	VEH_MED	VEH_LG	
9/20/2024	00:00	*	*	*	*	*	*	*	*	*	*	*	*	*	*	*	*	*	*	*	*	*	*	*	*	*	*	*	*	*
9/20/2024	01:00	*	*	*	*	*	*	*	*	*	*	*	*	*	*	*	*	*	*	*	*	*	*	*	*	*	*	*	*	*
9/20/2024	02:00	*	*	*	*	*	*	*	*	*	*	*	*	*	*	*	*	*	*	*	*	*	*	*	*	*	*	*	*	*
9/20/2024	03:00	*	*	*	*	*	*	*	*	*	*	*	*	*	*	*	*	*	*	*	*	*	*	*	*	*	*	*	*	*
9/20/2024	04:00	*	*	*	*	*	*	*	*	*	*	*	*	*	*	*	*	*	*	*	*	*	*	*	*	*	*	*	*	*
9/20/2024	05:00	*	*	*	*	*	*	*	*	*	*	*	*	*	*	*	*	*	*	*	*	*	*	*	*	*	*	*	*	*
9/20/2024	06:00	0	0	0	0	1	0	0	0	0	0	0	0	0	0	0	0	0	0	1	31	31	21 to 31	100.0	1	100.0	0	1	0	
9/20/2024	07:00	0	0	0	0	0	1	0	0	0	0	0	0	0	0	0	0	0	0	1	37	37	27 to 37	100.0	1	100.0	0	1	0	
9/20/2024	08:00	0	0	0	0	2	1	0	0	0	0	0	0	0	0	0	0	0	0	3	33.7	35	25 to 35	100.0	3	100.0	0	3	0	
9/20/2024	09:00	0	0	0	0	2	2	1	0	0	0	0	0	0	0	0	0	0	0	5	37	39	29 to 39	80.0	5	100.0	0	4	1	
9/20/2024	10:00	0	0	0	3	2	0	0	0	0	0	0	0	0	0	0	0	0	0	5	30	33	24 to 34	100.0	5	100.0	0	4	1	
9/20/2024	11:00	0	1	2	4	2	0	1	0	0	0	0	0	0	0	0	0	0	0	10	27.1	30.5	21 to 31	80.0	6	60.0	0	9	1	
9/20/2024	12:00	0	0	0	0	1	2	2	0	0	0	0	0	0	0	0	0	0	0	5	38	42	33 to 43	100.0	5	100.0	0	5	0	
9/20/2024	13:00	0	0	0	3	0	1	0	0	0	0	0	0	0	0	0	0	0	0	4	30.3	29	19 to 29	75.0	4	100.0	0	4	0	
9/20/2024	14:00	0	0	0	1	2	0	2	0	0	0	0	0	0	0	0	0	0	0	5	34.8	41	32 to 42	80.0	4	80.0	0	5	0	
9/20/2024	15:00	0	1	1	3	2	2	0	0	0	0	0	0	0	0	0	0	0	0	9	28.6	36	26 to 36	66.7	7	77.8	0	9	0	
9/20/2024	16:00	0	1	0	0	1	1	1	0	0	0	0	0	0	0	0	0	0	0	4	30.8	35	25 to 35	50.0	3	75.0	0	3	1	
9/20/2024	17:00	0	0	1	0	1	2	0	0	0	0	0	0	0	0	0	0	0	0	4	31.8	35	26 to 36	75.0	3	75.0	0	4	0	
9/20/2024	18:00	0	2	1	2	1	1	0	0	0	0	0	0	0	0	0	0	0	0	7	25.1	33	26 to 36	57.1	4	57.1	0	6	1	
9/20/2024	19:00	0	2	5	4	4	2	0	0	0	0	0	0	0	0	0	0	0	0	17	27.1	32.5	18 to 28	64.7	9	52.9	0	17	0	
9/20/2024	20:00	*	*	*	*	*	*	*	*	*	*	*	*	*	*	*	*	*	*	*	*	*	*	*	*	*	*	*	*	*
9/20/2024	21:00	*	*	*	*	*	*	*	*	*	*	*	*	*	*	*	*	*	*	*	*	*	*	*	*	*	*	*	*	*
9/20/2024	22:00	*	*	*	*	*	*	*	*	*	*	*	*	*	*	*	*	*	*	*	*	*	*	*	*	*	*	*	*	*
9/20/2024	23:00	*	*	*	*	*	*	*	*	*	*	*	*	*	*	*	*	*	*	*	*	*	*	*	*	*	*	*	*	*
24 Hr Summary		0	7	10	20	21	15	7	0	0	0	0	0	0	0	0	0	0	0	80	30	37	26 to 36	58.8	60	75.0	0	75	5	

Northbound Histogram

Logging Road

from Thu-Sep-19-2024-06-00-AM to Sun-Sep-29-2024-08-59-PM

Date	Starting Hr:min	<15	15 to <20	20 to <25	25 to <30	30 to <35	35 to <40	40 to <45	45 to <50	50 to <55	55 to <60	60 to <65	65 to <70	70 to <75	75 to <80	80 to <85	85 to <90	90 to <95	95 to >100	Total Counts	Avg Speed (MPH)	85pct Speed	10MPH Pace	% in pace	# of Speeders	% Speeders	VEH_SM	VEH_MED	VEH_LG	
9/21/2024	00:00	*	*	*	*	*	*	*	*	*	*	*	*	*	*	*	*	*	*	*	*	*	*	*	*	*	*	*	*	*
9/21/2024	01:00	*	*	*	*	*	*	*	*	*	*	*	*	*	*	*	*	*	*	*	*	*	*	*	*	*	*	*	*	*
9/21/2024	02:00	*	*	*	*	*	*	*	*	*	*	*	*	*	*	*	*	*	*	*	*	*	*	*	*	*	*	*	*	*
9/21/2024	03:00	*	*	*	*	*	*	*	*	*	*	*	*	*	*	*	*	*	*	*	*	*	*	*	*	*	*	*	*	*
9/21/2024	04:00	*	*	*	*	*	*	*	*	*	*	*	*	*	*	*	*	*	*	*	*	*	*	*	*	*	*	*	*	*
9/21/2024	05:00	*	*	*	*	*	*	*	*	*	*	*	*	*	*	*	*	*	*	*	*	*	*	*	*	*	*	*	*	*
9/21/2024	06:00	0	0	0	2	1	0	0	0	0	0	0	0	0	0	0	0	0	0	0	3	27	30	20 to 30	100.0	2	66.7	0	3	0
9/21/2024	07:00	0	0	0	0	0	1	0	0	0	0	0	0	0	0	0	0	0	0	0	1	38	38	28 to 38	100.0	1	100.0	0	1	0
9/21/2024	08:00	0	0	2	1	2	0	0	0	0	0	0	0	0	0	0	0	0	0	0	5	27	30	20 to 30	80.0	3	60.0	0	5	0
9/21/2024	09:00	0	0	0	5	2	2	1	0	0	0	0	0	0	0	0	0	0	0	0	10	31.7	36	26 to 36	80.0	10	100.0	0	10	0
9/21/2024	10:00	0	1	2	4	0	2	0	0	1	0	0	0	0	0	0	0	0	0	0	10	30	37	19 to 29	60.0	7	70.0	0	10	0
9/21/2024	11:00	0	1	0	0	3	1	0	1	0	0	0	0	0	0	0	0	0	0	0	6	33.2	36	26 to 36	66.7	5	83.3	0	6	0
9/21/2024	12:00	0	1	6	3	3	3	0	1	0	1	0	0	0	0	0	0	0	0	0	18	30.3	36	19 to 29	55.6	11	61.1	0	17	1
9/21/2024	13:00	0	0	1	2	3	2	0	2	0	0	0	0	0	0	0	0	0	0	0	10	33.8	39	25 to 35	60.0	9	90.0	0	10	0
9/21/2024	14:00	0	0	2	1	2	1	0	0	0	0	0	0	0	0	0	0	0	0	0	6	30.2	34	23 to 33	66.7	4	66.7	0	6	0
9/21/2024	15:00	0	0	1	3	3	1	0	0	0	0	0	0	0	0	0	0	0	0	0	8	29.1	34	25 to 35	87.5	6	75.0	0	8	0
9/21/2024	16:00	0	0	0	4	4	2	2	0	0	0	0	0	0	0	0	0	0	0	0	12	32.4	36	25 to 35	75.0	9	75.0	0	12	0
9/21/2024	17:00	0	0	0	0	1	0	0	0	0	1	0	0	0	0	0	0	0	0	0	2	44.5	56	23 to 33	50.0	2	100.0	0	2	0
9/21/2024	18:00	*	*	*	*	*	*	*	*	*	*	*	*	*	*	*	*	*	*	*	*	*	*	*	*	*	*	*	*	*
9/21/2024	19:00	*	*	*	*	*	*	*	*	*	*	*	*	*	*	*	*	*	*	*	*	*	*	*	*	*	*	*	*	*
9/21/2024	20:00	*	*	*	*	*	*	*	*	*	*	*	*	*	*	*	*	*	*	*	*	*	*	*	*	*	*	*	*	*
9/21/2024	21:00	*	*	*	*	*	*	*	*	*	*	*	*	*	*	*	*	*	*	*	*	*	*	*	*	*	*	*	*	*
9/21/2024	22:00	*	*	*	*	*	*	*	*	*	*	*	*	*	*	*	*	*	*	*	*	*	*	*	*	*	*	*	*	*
9/21/2024	23:00	*	*	*	*	*	*	*	*	*	*	*	*	*	*	*	*	*	*	*	*	*	*	*	*	*	*	*	*	*
24 Hr Summary		0	3	14	25	24	15	3	4	1	2	0	0	0	0	0	0	0	0	91	31.3	38	25 to 35	58.2	69	75.8	0	90	1	

Northbound Histogram

Logging Road

from Thu-Sep-19-2024-06-00-AM to Sun-Sep-29-2024-08-59-PM

Date	Starting Hr:min	<15	15 to <20	20 to <25	25 to <30	30 to <35	35 to <40	40 to <45	45 to <50	50 to <55	55 to <60	60 to <65	65 to <70	70 to <75	75 to <80	80 to <85	85 to <90	90 to <95	95 to >100	Total Counts	Avg Speed (MPH)	85pct Speed	10MPH Pace	% in pace	# of Speeders	% Speeders	VEH_SM	VEH_MED	VEH_LG	
9/22/2024	00:00	*	*	*	*	*	*	*	*	*	*	*	*	*	*	*	*	*	*	*	*	*	*	*	*	*	*	*	*	*
9/22/2024	01:00	*	*	*	*	*	*	*	*	*	*	*	*	*	*	*	*	*	*	*	*	*	*	*	*	*	*	*	*	*
9/22/2024	02:00	*	*	*	*	*	*	*	*	*	*	*	*	*	*	*	*	*	*	*	*	*	*	*	*	*	*	*	*	*
9/22/2024	03:00	*	*	*	*	*	*	*	*	*	*	*	*	*	*	*	*	*	*	*	*	*	*	*	*	*	*	*	*	*
9/22/2024	04:00	*	*	*	*	*	*	*	*	*	*	*	*	*	*	*	*	*	*	*	*	*	*	*	*	*	*	*	*	*
9/22/2024	05:00	*	*	*	*	*	*	*	*	*	*	*	*	*	*	*	*	*	*	*	*	*	*	*	*	*	*	*	*	*
9/22/2024	06:00	0	0	0	2	0	0	1	0	0	0	0	0	0	0	0	0	0	0	0	3	31.3	41	18 to 28	66.7	2	66.7	0	3	0
9/22/2024	07:00	0	0	0	0	1	0	0	0	0	0	0	0	0	0	0	0	0	0	0	1	32	32	22 to 32	100.0	1	100.0	0	1	0
9/22/2024	08:00	0	0	1	3	0	1	0	0	0	0	0	0	0	0	0	0	0	0	0	5	27.4	28	18 to 28	80.0	3	60.0	0	5	0
9/22/2024	09:00	0	0	2	1	2	2	0	0	0	0	0	0	0	0	0	0	0	0	0	7	29.4	35	20 to 30	71.4	5	71.4	0	7	0
9/22/2024	10:00	0	1	0	1	2	2	0	1	0	0	0	0	0	0	0	0	0	0	0	7	33.3	36	26 to 36	71.4	6	85.7	0	7	0
9/22/2024	11:00	0	0	2	0	0	2	0	0	0	0	0	0	0	0	0	0	0	0	0	4	30.3	36	13 to 23	50.0	2	50.0	0	4	0
9/22/2024	12:00	0	1	2	6	4	4	0	0	0	0	0	0	0	0	0	0	0	0	0	17	29.4	35	26 to 36	76.5	14	82.4	0	17	0
9/22/2024	13:00	0	2	2	1	1	0	0	0	0	0	0	0	0	0	0	0	0	0	0	6	21.8	25	15 to 25	83.3	1	16.7	0	6	0
9/22/2024	14:00	0	1	4	3	2	0	0	0	0	0	0	0	0	0	0	0	0	0	0	10	25.3	29	21 to 31	90.0	4	40.0	0	10	0
9/22/2024	15:00	0	1	1	2	4	1	0	0	0	0	0	0	0	0	0	0	0	0	0	9	28.9	34	24 to 34	77.8	7	77.8	0	8	1
9/22/2024	16:00	0	0	1	4	6	2	0	0	0	0	0	0	0	0	0	0	0	0	0	13	30.1	33	23 to 33	84.6	12	92.3	0	13	0
9/22/2024	17:00	*	*	*	*	*	*	*	*	*	*	*	*	*	*	*	*	*	*	*	*	*	*	*	*	*	*	*	*	*
9/22/2024	18:00	0	0	1	0	2	0	0	0	0	0	0	0	0	0	0	0	0	0	0	3	29.3	34	24 to 34	100.0	2	66.7	0	3	0
9/22/2024	19:00	0	0	1	0	1	0	0	1	0	0	0	0	0	0	0	0	0	0	0	3	32.7	46	20 to 30	66.7	2	66.7	0	3	0
9/22/2024	20:00	*	*	*	*	*	*	*	*	*	*	*	*	*	*	*	*	*	*	*	*	*	*	*	*	*	*	*	*	*
9/22/2024	21:00	*	*	*	*	*	*	*	*	*	*	*	*	*	*	*	*	*	*	*	*	*	*	*	*	*	*	*	*	*
9/22/2024	22:00	*	*	*	*	*	*	*	*	*	*	*	*	*	*	*	*	*	*	*	*	*	*	*	*	*	*	*	*	*
9/22/2024	23:00	*	*	*	*	*	*	*	*	*	*	*	*	*	*	*	*	*	*	*	*	*	*	*	*	*	*	*	*	*
24 Hr Summary		0	6	17	23	25	14	1	2	0	0	0	0	0	0	0	0	0	0	88	28.9	36	23 to 33	62.5	61	69.3	0	87	1	

Northbound Histogram

Logging Road

from Thu-Sep-19-2024-06-00-AM to Sun-Sep-29-2024-08-59-PM

Date	Starting Hr:min	<15	15 to <20	20 to <25	25 to <30	30 to <35	35 to <40	40 to <45	45 to <50	50 to <55	55 to <60	60 to <65	65 to <70	70 to <75	75 to <80	80 to <85	85 to <90	90 to <95	95 to >100	Total Counts	Avg Speed (MPH)	85pct Speed	10MPH Pace	% in pace	# of Speeders	% Speeders	VEH_SM	VEH_MED	VEH_LG	
9/23/2024	00:00	*	*	*	*	*	*	*	*	*	*	*	*	*	*	*	*	*	*	*	*	*	*	*	*	*	*	*	*	*
9/23/2024	01:00	*	*	*	*	*	*	*	*	*	*	*	*	*	*	*	*	*	*	*	*	*	*	*	*	*	*	*	*	*
9/23/2024	02:00	*	*	*	*	*	*	*	*	*	*	*	*	*	*	*	*	*	*	*	*	*	*	*	*	*	*	*	*	*
9/23/2024	03:00	*	*	*	*	*	*	*	*	*	*	*	*	*	*	*	*	*	*	*	*	*	*	*	*	*	*	*	*	*
9/23/2024	04:00	*	*	*	*	*	*	*	*	*	*	*	*	*	*	*	*	*	*	*	*	*	*	*	*	*	*	*	*	*
9/23/2024	05:00	*	*	*	*	*	*	*	*	*	*	*	*	*	*	*	*	*	*	*	*	*	*	*	*	*	*	*	*	*
9/23/2024	06:00	*	*	*	*	*	*	*	*	*	*	*	*	*	*	*	*	*	*	*	*	*	*	*	*	*	*	*	*	*
9/23/2024	07:00	0	0	0	0	2	0	0	0	0	0	0	0	0	0	0	0	0	0	2	34	34	24 to 34	100.0	2	100.0	0	2	0	
9/23/2024	08:00	0	0	1	1	1	3	0	0	0	0	0	0	0	0	0	0	0	0	6	32.2	36	26 to 36	66.7	5	83.3	0	6	0	
9/23/2024	09:00	0	0	0	0	1	0	1	0	0	0	0	0	0	0	0	0	0	0	2	37	42	32 to 42	100.0	2	100.0	0	2	0	
9/23/2024	10:00	0	1	0	0	0	1	0	0	0	0	0	0	0	0	0	0	0	0	2	27.5	36	9 to 19	50.0	1	50.0	0	2	0	
9/23/2024	11:00	0	0	0	0	3	1	0	0	0	0	0	0	0	0	0	0	0	0	4	32.8	32	27 to 37	100.0	4	100.0	0	4	0	
9/23/2024	12:00	0	1	0	2	0	1	0	1	0	0	0	0	0	0	0	0	0	0	5	30	35	25 to 35	60.0	4	80.0	0	5	0	
9/23/2024	13:00	0	0	0	0	1	2	0	0	0	0	0	0	0	0	0	0	0	0	3	35	38	28 to 38	100.0	3	100.0	0	3	0	
9/23/2024	14:00	0	0	0	0	0	0	0	0	1	0	0	0	0	0	0	0	0	0	1	51	51	41 to 51	100.0	1	100.0	0	1	0	
9/23/2024	15:00	0	0	1	1	2	0	0	0	0	0	0	0	0	0	0	0	0	0	4	27.8	30	20 to 30	75.0	3	75.0	0	2	2	
9/23/2024	16:00	1	0	1	1	2	0	0	0	0	0	0	0	0	0	0	0	0	0	5	26.4	33.5	24 to 34	80.0	3	60.0	0	5	0	
9/23/2024	17:00	0	0	0	1	2	1	1	0	0	0	0	0	0	0	0	0	0	0	5	34	36	26 to 36	80.0	5	100.0	0	5	0	
9/23/2024	18:00	0	0	0	2	4	0	0	0	0	0	0	0	0	0	0	0	0	0	6	29.8	31	23 to 33	100.0	5	83.3	0	6	0	
9/23/2024	19:00	0	0	0	0	3	0	0	0	0	0	0	0	0	0	0	0	0	0	3	31.7	34	24 to 34	100.0	3	100.0	0	3	0	
9/23/2024	20:00	0	0	0	3	9	2	0	0	0	0	0	0	0	0	0	0	0	0	14	31.6	34	25 to 35	100.0	13	92.9	0	14	0	
9/23/2024	21:00	0	0	0	3	1	1	0	0	0	1	0	0	0	0	0	0	0	0	6	34.5	35	25 to 35	83.3	6	100.0	0	6	0	
9/23/2024	22:00	*	*	*	*	*	*	*	*	*	*	*	*	*	*	*	*	*	*	*	*	*	*	*	*	*	*	*	*	*
9/23/2024	23:00	0	1	0	0	0	0	0	0	0	0	0	0	0	0	0	0	0	0	1	18	18	8 to 18	100.0	*	*	0	1	0	
24 Hr Summary		1	3	3	14	31	12	2	1	1	1	0	0	0	0	0	0	0	0	69	31.6	36	26 to 36	75.4	60	87.0	0	67	2	

Northbound Histogram

Logging Road

from Thu-Sep-19-2024-06-00-AM to Sun-Sep-29-2024-08-59-PM

Date	Starting Hr:min	<15	15 to <20	20 to <25	25 to <30	30 to <35	35 to <40	40 to <45	45 to <50	50 to <55	55 to <60	60 to <65	65 to <70	70 to <75	75 to <80	80 to <85	85 to <90	90 to <95	95 to >100	Total Counts	Avg Speed (MPH)	85pct Speed	10MPH Pace	% in pace	# of Speeders	% Speeders	VEH_SM	VEH_MED	VEH_LG	
9/24/2024	00:00	*	*	*	*	*	*	*	*	*	*	*	*	*	*	*	*	*	*	*	*	*	*	*	*	*	*	*	*	
9/24/2024	01:00	*	*	*	*	*	*	*	*	*	*	*	*	*	*	*	*	*	*	*	*	*	*	*	*	*	*	*	*	
9/24/2024	02:00	*	*	*	*	*	*	*	*	*	*	*	*	*	*	*	*	*	*	*	*	*	*	*	*	*	*	*	*	
9/24/2024	03:00	*	*	*	*	*	*	*	*	*	*	*	*	*	*	*	*	*	*	*	*	*	*	*	*	*	*	*	*	
9/24/2024	04:00	*	*	*	*	*	*	*	*	*	*	*	*	*	*	*	*	*	*	*	*	*	*	*	*	*	*	*	*	
9/24/2024	05:00	0	0	0	0	1	0	0	0	0	0	0	0	0	0	0	0	0	0	0	1	33	33	23 to 33	100.0	1	100.0	0	1	0
9/24/2024	06:00	0	0	0	1	0	0	1	0	0	0	0	0	0	0	0	0	0	0	0	2	33.5	40	17 to 27	50.0	2	100.0	0	2	0
9/24/2024	07:00	0	0	0	0	1	1	0	0	0	0	0	0	0	0	0	0	0	0	2	34.5	37	27 to 37	100.0	2	100.0	0	2	0	
9/24/2024	08:00	0	0	0	1	0	1	0	0	0	0	0	0	0	0	0	0	0	0	2	31	36	26 to 36	100.0	2	100.0	0	2	0	
9/24/2024	09:00	1	0	0	0	0	1	0	0	0	0	0	0	0	0	0	0	0	0	2	22.5	36	1 to 11	50.0	1	50.0	0	2	0	
9/24/2024	10:00	1	0	2	0	0	0	0	0	0	0	0	0	0	0	0	0	0	0	3	18	22	11 to 21	66.7	*	*	0	3	0	
9/24/2024	11:00	0	0	1	1	4	1	0	0	0	0	0	0	0	0	0	0	0	0	7	30.3	32	22 to 32	85.7	6	85.7	0	7	0	
9/24/2024	12:00	0	0	2	1	1	1	1	0	0	0	0	0	0	0	0	0	0	0	6	30	37	22 to 32	66.7	3	50.0	0	5	1	
9/24/2024	13:00	0	0	0	1	3	0	0	0	0	0	0	0	0	0	0	0	0	0	4	30	31	22 to 32	100.0	4	100.0	0	4	0	
9/24/2024	14:00	*	*	*	*	*	*	*	*	*	*	*	*	*	*	*	*	*	*	*	*	*	*	*	*	*	*	*	*	
9/24/2024	15:00	0	3	0	1	1	0	1	0	0	0	0	0	0	0	0	0	0	0	6	25.7	33	8 to 18	50.0	3	50.0	0	5	1	
9/24/2024	16:00	0	0	0	0	1	0	0	0	0	0	0	0	0	0	0	0	0	0	1	31	31	21 to 31	100.0	1	100.0	0	1	0	
9/24/2024	17:00	0	0	0	0	5	0	1	0	1	0	0	0	0	0	0	0	0	0	7	35.1	40	30 to 40	85.7	7	100.0	0	7	0	
9/24/2024	18:00	0	0	1	2	4	2	3	1	0	0	0	0	0	0	0	0	0	0	13	34.4	41	25 to 35	61.5	12	92.3	0	12	1	
9/24/2024	19:00	0	0	3	3	4	5	2	1	1	0	0	0	0	0	0	0	0	0	19	33.7	41	31 to 41	52.6	14	73.7	0	18	1	
9/24/2024	20:00	0	0	2	1	3	5	0	1	0	0	0	0	0	0	0	0	0	0	12	33.4	38	29 to 39	75.0	10	83.3	0	12	0	
9/24/2024	21:00	*	*	*	*	*	*	*	*	*	*	*	*	*	*	*	*	*	*	*	*	*	*	*	*	*	*	*	*	
9/24/2024	22:00	*	*	*	*	*	*	*	*	*	*	*	*	*	*	*	*	*	*	*	*	*	*	*	*	*	*	*	*	
9/24/2024	23:00	*	*	*	*	*	*	*	*	*	*	*	*	*	*	*	*	*	*	*	*	*	*	*	*	*	*	*	*	
24 Hr Summary		2	3	11	12	28	17	9	3	2	0	0	0	0	0	0	0	0	0	87	31.7	40	27 to 37	56.3	68	78.2	0	83	4	

Northbound Histogram

Logging Road

from Thu-Sep-19-2024-06-00-AM to Sun-Sep-29-2024-08-59-PM

Date	Starting Hr:min	<15	15 to <20	20 to <25	25 to <30	30 to <35	35 to <40	40 to <45	45 to <50	50 to <55	55 to <60	60 to <65	65 to <70	70 to <75	75 to <80	80 to <85	85 to <90	90 to <95	95 to >100	Total Counts	Avg Speed (MPH)	85pct Speed	10MPH Pace	% in pace	# of Speeders	% Speeders	VEH_SM	VEH_MED	VEH_LG	
9/25/2024	00:00	0	0	0	0	1	0	0	0	0	0	0	0	0	0	0	0	0	0	0	1	34	34	24 to 34	100.0	1	100.0	0	1	0
9/25/2024	01:00	*	*	*	*	*	*	*	*	*	*	*	*	*	*	*	*	*	*	*	*	*	*	*	*	*	*	*	*	*
9/25/2024	02:00	*	*	*	*	*	*	*	*	*	*	*	*	*	*	*	*	*	*	*	*	*	*	*	*	*	*	*	*	*
9/25/2024	03:00	*	*	*	*	*	*	*	*	*	*	*	*	*	*	*	*	*	*	*	*	*	*	*	*	*	*	*	*	*
9/25/2024	04:00	*	*	*	*	*	*	*	*	*	*	*	*	*	*	*	*	*	*	*	*	*	*	*	*	*	*	*	*	*
9/25/2024	05:00	0	1	0	0	0	0	0	0	0	0	0	0	0	0	0	0	0	0	0	1	18	18	8 to 18	100.0	*	*	0	1	0
9/25/2024	06:00	0	0	0	0	1	0	0	0	0	0	0	0	0	0	0	0	0	0	0	1	33	33	23 to 33	100.0	1	100.0	0	1	0
9/25/2024	07:00	0	0	0	1	2	0	0	0	0	0	0	0	0	0	0	0	0	0	0	3	30	34	24 to 34	100.0	2	66.7	0	2	1
9/25/2024	08:00	0	0	0	0	2	0	0	0	0	0	0	0	0	0	0	0	0	0	0	2	33	34	24 to 34	100.0	2	100.0	0	1	1
9/25/2024	09:00	0	0	0	0	1	0	0	2	0	0	0	0	0	0	0	0	0	0	0	3	40.7	45	35 to 45	66.7	3	100.0	0	3	0
9/25/2024	10:00	0	0	2	4	1	1	0	1	0	0	0	0	0	0	0	0	0	0	0	9	30.7	39	23 to 33	77.8	7	77.8	0	8	1
9/25/2024	11:00	0	0	1	1	1	0	0	0	0	0	0	0	0	0	0	0	0	0	0	3	28	32	22 to 32	100.0	2	66.7	0	2	1
9/25/2024	12:00	0	0	0	2	2	1	0	0	0	0	0	0	0	0	0	0	0	0	0	5	30.6	33	23 to 33	80.0	4	80.0	0	4	1
9/25/2024	13:00	0	0	1	0	0	0	0	1	0	0	0	0	0	0	0	0	0	0	0	2	34.5	45	14 to 24	50.0	1	50.0	0	2	0
9/25/2024	14:00	0	0	0	0	1	0	1	2	0	0	0	0	0	0	0	0	0	0	0	4	42	45	38 to 48	75.0	4	100.0	0	4	0
9/25/2024	15:00	0	0	2	2	0	1	0	0	0	0	0	0	0	0	0	0	0	0	0	5	27.4	27	17 to 27	80.0	3	60.0	0	4	1
9/25/2024	16:00	0	0	1	0	5	4	0	1	1	0	0	0	0	0	0	0	0	0	0	12	34.9	36	26 to 36	75.0	11	91.7	0	12	0
9/25/2024	17:00	1	0	2	8	2	2	1	1	0	0	0	0	0	0	0	0	0	0	0	17	29.9	36	22 to 32	70.6	13	76.5	0	17	0
9/25/2024	18:00	0	0	14	21	9	5	1	0	0	0	0	0	0	0	0	0	0	0	0	50	28	32	21 to 31	78.0	34	68.0	0	48	2
9/25/2024	19:00	0	6	6	8	4	0	1	0	0	0	0	0	0	0	0	0	0	0	0	25	25	30	17 to 27	72.0	10	40.0	0	25	0
9/25/2024	20:00	0	2	15	3	2	0	0	0	0	0	0	0	0	0	0	0	0	0	0	22	23.2	27.7	18 to 28	86.4	5	22.7	0	22	0
9/25/2024	21:00	*	*	*	*	*	*	*	*	*	*	*	*	*	*	*	*	*	*	*	*	*	*	*	*	*	*	*	*	*
9/25/2024	22:00	*	*	*	*	*	*	*	*	*	*	*	*	*	*	*	*	*	*	*	*	*	*	*	*	*	*	*	*	*
9/25/2024	23:00	*	*	*	*	*	*	*	*	*	*	*	*	*	*	*	*	*	*	*	*	*	*	*	*	*	*	*	*	*
24 Hr Summary		1	9	44	50	34	14	4	8	1	0	0	0	0	0	0	0	0	0	0	165	28.6	35	23 to 33	62.4	103	62.4	0	157	8

Northbound Histogram

Logging Road

from Thu-Sep-19-2024-06-00-AM to Sun-Sep-29-2024-08-59-PM

Date	Starting Hr:min	<15	15 to <20	20 to <25	25 to <30	30 to <35	35 to <40	40 to <45	45 to <50	50 to <55	55 to <60	60 to <65	65 to <70	70 to <75	75 to <80	80 to <85	85 to <90	90 to <95	95 to >100	Total Counts	Avg Speed (MPH)	85pct Speed	10MPH Pace	% in pace	# of Speeders	% Speeders	VEH_SM	VEH_MED	VEH_LG	
9/26/2024	00:00	*	*	*	*	*	*	*	*	*	*	*	*	*	*	*	*	*	*	*	*	*	*	*	*	*	*	*	*	*
9/26/2024	01:00	*	*	*	*	*	*	*	*	*	*	*	*	*	*	*	*	*	*	*	*	*	*	*	*	*	*	*	*	*
9/26/2024	02:00	*	*	*	*	*	*	*	*	*	*	*	*	*	*	*	*	*	*	*	*	*	*	*	*	*	*	*	*	*
9/26/2024	03:00	*	*	*	*	*	*	*	*	*	*	*	*	*	*	*	*	*	*	*	*	*	*	*	*	*	*	*	*	*
9/26/2024	04:00	*	*	*	*	*	*	*	*	*	*	*	*	*	*	*	*	*	*	*	*	*	*	*	*	*	*	*	*	*
9/26/2024	05:00	*	*	*	*	*	*	*	*	*	*	*	*	*	*	*	*	*	*	*	*	*	*	*	*	*	*	*	*	*
9/26/2024	06:00	*	*	*	*	*	*	*	*	*	*	*	*	*	*	*	*	*	*	*	*	*	*	*	*	*	*	*	*	*
9/26/2024	07:00	0	0	0	0	0	2	1	0	0	0	0	0	0	0	0	0	0	0	3	38.7	41	31 to 41	100.0	3	100.0	0	3	0	
9/26/2024	08:00	0	0	0	0	1	0	0	0	0	0	0	0	0	0	0	0	0	0	1	30	30	20 to 30	100.0	1	100.0	0	1	0	
9/26/2024	09:00	0	0	0	1	1	1	0	0	0	0	0	0	0	0	0	0	0	0	3	33	39	23 to 33	66.7	3	100.0	0	3	0	
9/26/2024	10:00	0	0	0	1	1	0	0	0	0	0	0	0	0	0	0	0	0	0	2	29.5	33	23 to 33	100.0	2	100.0	0	2	0	
9/26/2024	11:00	0	0	0	3	2	0	1	0	0	0	0	0	0	0	0	0	0	0	6	31.2	34	24 to 34	83.3	4	66.7	0	6	0	
9/26/2024	12:00	0	0	0	2	1	1	0	0	0	0	0	0	0	0	0	0	0	0	4	31.3	31	21 to 31	75.0	4	100.0	0	4	0	
9/26/2024	13:00	0	0	0	1	2	3	0	1	0	0	0	0	0	0	0	0	0	0	7	36.1	39	27 to 37	71.4	7	100.0	0	6	1	
9/26/2024	14:00	0	2	1	3	1	0	1	0	0	0	0	0	0	0	0	0	0	0	8	26	31	17 to 27	62.5	4	50.0	0	8	0	
9/26/2024	15:00	0	0	1	3	3	0	0	0	0	0	0	0	0	0	0	0	0	0	7	29.3	33	24 to 34	85.7	6	85.7	0	7	0	
9/26/2024	16:00	0	0	1	3	2	1	2	0	0	0	0	0	0	0	0	0	0	0	9	31.2	39.5	25 to 35	66.7	7	77.8	0	7	2	
9/26/2024	17:00	1	0	0	7	1	3	0	0	0	1	0	0	0	0	0	0	0	0	13	30.2	36	25 to 35	69.2	10	76.9	0	13	0	
9/26/2024	18:00	0	0	0	4	8	2	0	0	0	0	0	0	0	0	0	0	0	0	14	31.9	34	26 to 36	92.9	14	100.0	0	14	0	
9/26/2024	19:00	0	0	1	9	7	6	1	1	0	0	0	0	0	0	0	0	0	0	25	31.9	36	25 to 35	72.0	21	84.0	0	25	0	
9/26/2024	20:00	0	0	1	6	0	3	2	0	0	0	0	0	0	0	0	0	0	0	12	31.8	39	26 to 36	66.7	11	91.7	0	12	0	
9/26/2024	21:00	0	0	0	0	0	2	2	0	0	1	0	0	0	0	0	0	0	0	5	42.4	41	31 to 41	80.0	5	100.0	0	5	0	
9/26/2024	22:00	*	*	*	*	*	*	*	*	*	*	*	*	*	*	*	*	*	*	*	*	*	*	*	*	*	*	*	*	*
9/26/2024	23:00	*	*	*	*	*	*	*	*	*	*	*	*	*	*	*	*	*	*	*	*	*	*	*	*	*	*	*	*	*
24 Hr Summary		1	2	5	43	30	24	10	2	0	2	0	0	0	0	0	0	0	0	119	31.9	39	25 to 35	64.7	102	85.7	0	116	3	

Northbound Histogram

Logging Road

from Thu-Sep-19-2024-06-00-AM to Sun-Sep-29-2024-08-59-PM

Date	Starting Hr:min	<15	15 to <20	20 to <25	25 to <30	30 to <35	35 to <40	40 to <45	45 to <50	50 to <55	55 to <60	60 to <65	65 to <70	70 to <75	75 to <80	80 to <85	85 to <90	90 to <95	95 to >100	Total Counts	Avg Speed (MPH)	85pct Speed	10MPH Pace	% in pace	# of Speeders	% Speeders	VEH_SM	VEH_MED	VEH_LG	
9/27/2024	00:00	*	*	*	*	*	*	*	*	*	*	*	*	*	*	*	*	*	*	*	*	*	*	*	*	*	*	*	*	*
9/27/2024	01:00	*	*	*	*	*	*	*	*	*	*	*	*	*	*	*	*	*	*	*	*	*	*	*	*	*	*	*	*	*
9/27/2024	02:00	*	*	*	*	*	*	*	*	*	*	*	*	*	*	*	*	*	*	*	*	*	*	*	*	*	*	*	*	*
9/27/2024	03:00	*	*	*	*	*	*	*	*	*	*	*	*	*	*	*	*	*	*	*	*	*	*	*	*	*	*	*	*	*
9/27/2024	04:00	*	*	*	*	*	*	*	*	*	*	*	*	*	*	*	*	*	*	*	*	*	*	*	*	*	*	*	*	*
9/27/2024	05:00	0	0	0	0	0	1	0	0	0	0	0	0	0	0	0	0	0	0	0	1	38	38	28 to 38	100.0	1	100.0	0	1	0
9/27/2024	06:00	*	*	*	*	*	*	*	*	*	*	*	*	*	*	*	*	*	*	*	*	*	*	*	*	*	*	*	*	*
9/27/2024	07:00	0	0	0	0	0	1	0	0	0	0	0	0	0	0	0	0	0	0	0	1	38	38	28 to 38	100.0	1	100.0	0	1	0
9/27/2024	08:00	0	0	0	0	2	0	1	0	0	0	0	0	0	0	0	0	0	0	0	3	35	44	21 to 31	66.7	3	100.0	0	3	0
9/27/2024	09:00	0	0	0	1	0	0	0	1	0	0	0	0	0	0	0	0	0	0	0	2	37	48	16 to 26	50.0	2	100.0	0	2	0
9/27/2024	10:00	0	0	0	1	1	1	2	0	0	0	0	0	0	0	0	0	0	0	0	5	35.6	40	30 to 40	60.0	4	80.0	0	5	0
9/27/2024	11:00	1	0	0	1	2	0	0	1	0	0	0	0	0	0	0	0	0	0	0	5	30.2	34	24 to 34	60.0	4	80.0	0	5	0
9/27/2024	12:00	0	2	1	5	2	2	0	0	0	0	0	0	0	0	0	0	0	0	0	12	27.6	31	26 to 36	75.0	9	75.0	0	11	1
9/27/2024	13:00	0	1	1	3	1	3	2	0	0	0	0	0	0	0	0	0	0	0	0	11	31.9	37	27 to 37	63.6	9	81.8	0	11	0
9/27/2024	14:00	0	1	1	0	0	0	1	0	0	0	0	0	0	0	0	0	0	0	0	3	26.3	40	13 to 23	66.7	1	33.3	0	3	0
9/27/2024	15:00	0	0	0	0	0	0	1	0	1	0	0	0	0	0	0	0	0	0	0	2	45.5	50	40 to 50	100.0	2	100.0	0	2	0
9/27/2024	16:00	0	0	2	0	0	0	0	0	0	0	0	0	0	0	0	0	0	0	0	2	20.5	21	11 to 21	100.0	*	*	0	1	1
9/27/2024	17:00	0	0	0	1	1	1	0	0	0	0	0	0	0	0	0	0	0	0	0	3	32.3	36	26 to 36	100.0	3	100.0	0	3	0
9/27/2024	18:00	0	0	1	0	1	0	0	0	0	0	0	0	0	0	0	0	0	0	0	2	26	32	10 to 20	50.0	1	50.0	0	2	0
9/27/2024	19:00	0	0	0	1	2	0	0	0	0	0	0	0	0	0	0	0	0	0	0	3	30.3	33	23 to 33	100.0	3	100.0	0	3	0
9/27/2024	20:00	*	*	*	*	*	*	*	*	*	*	*	*	*	*	*	*	*	*	*	*	*	*	*	*	*	*	*	*	*
9/27/2024	21:00	*	*	*	*	*	*	*	*	*	*	*	*	*	*	*	*	*	*	*	*	*	*	*	*	*	*	*	*	*
9/27/2024	22:00	*	*	*	*	*	*	*	*	*	*	*	*	*	*	*	*	*	*	*	*	*	*	*	*	*	*	*	*	*
9/27/2024	23:00	*	*	*	*	*	*	*	*	*	*	*	*	*	*	*	*	*	*	*	*	*	*	*	*	*	*	*	*	*
24 Hr Summary		1	4	6	13	12	9	7	2	1	0	0	0	0	0	0	0	0	0	0	55	31.2	40	26 to 36	50.9	43	78.2	0	53	2

Northbound Histogram

Logging Road

from Thu-Sep-19-2024-06-00-AM to Sun-Sep-29-2024-08-59-PM

Date	Starting Hr:min	<15	15 to <20	20 to <25	25 to <30	30 to <35	35 to <40	40 to <45	45 to <50	50 to <55	55 to <60	60 to <65	65 to <70	70 to <75	75 to <80	80 to <85	85 to <90	90 to <95	95 to >100	Total Counts	Avg Speed (MPH)	85pct Speed	10MPH Pace	% in pace	# of Speeders	% Speeders	VEH_SM	VEH_MED	VEH_LG	
9/28/2024	00:00	*	*	*	*	*	*	*	*	*	*	*	*	*	*	*	*	*	*	*	*	*	*	*	*	*	*	*	*	*
9/28/2024	01:00	*	*	*	*	*	*	*	*	*	*	*	*	*	*	*	*	*	*	*	*	*	*	*	*	*	*	*	*	*
9/28/2024	02:00	*	*	*	*	*	*	*	*	*	*	*	*	*	*	*	*	*	*	*	*	*	*	*	*	*	*	*	*	*
9/28/2024	03:00	*	*	*	*	*	*	*	*	*	*	*	*	*	*	*	*	*	*	*	*	*	*	*	*	*	*	*	*	*
9/28/2024	04:00	*	*	*	*	*	*	*	*	*	*	*	*	*	*	*	*	*	*	*	*	*	*	*	*	*	*	*	*	*
9/28/2024	05:00	*	*	*	*	*	*	*	*	*	*	*	*	*	*	*	*	*	*	*	*	*	*	*	*	*	*	*	*	*
9/28/2024	06:00	0	0	0	1	0	0	0	0	0	0	0	0	0	0	0	0	0	0	0	1	26	26	16 to 26	100.0	1	100.0	0	1	0
9/28/2024	07:00	*	*	*	*	*	*	*	*	*	*	*	*	*	*	*	*	*	*	*	*	*	*	*	*	*	*	*	*	*
9/28/2024	08:00	0	1	1	2	4	0	0	0	0	0	0	0	0	0	0	0	0	0	0	8	27.8	32.7	23 to 33	87.5	6	75.0	0	8	0
9/28/2024	09:00	1	0	1	2	0	0	0	0	0	0	0	0	0	0	0	0	0	0	0	4	21.8	25	17 to 27	75.0	1	25.0	0	3	1
9/28/2024	10:00	0	0	1	3	2	0	0	0	0	0	0	0	0	0	0	0	0	0	0	6	28.7	32.5	23 to 33	83.3	5	83.3	0	6	0
9/28/2024	11:00	1	0	3	3	3	1	1	1	0	0	0	0	0	0	0	0	0	0	0	13	29	36	21 to 31	69.2	8	61.5	0	13	0
9/28/2024	12:00	0	1	0	1	0	0	1	0	0	0	1	0	0	0	0	0	0	0	0	4	37.5	41	17 to 27	50.0	3	75.0	0	4	0
9/28/2024	13:00	0	0	1	0	4	0	1	0	0	0	0	0	0	0	0	0	0	0	0	6	32.5	34	31 to 41	83.3	5	83.3	0	6	0
9/28/2024	14:00	0	0	0	1	6	1	1	1	0	0	0	0	0	0	0	0	0	0	0	10	34	38	30 to 40	80.0	10	100.0	0	9	1
9/28/2024	15:00	0	2	1	1	2	3	0	0	0	0	0	0	0	0	0	0	0	0	0	9	28.6	37	28 to 38	55.6	6	66.7	0	9	0
9/28/2024	16:00	0	0	0	0	1	0	1	0	0	1	0	0	0	0	0	0	0	0	0	3	42	55	30 to 40	66.7	3	100.0	0	3	0
9/28/2024	17:00	0	0	0	0	1	0	0	0	0	0	0	0	0	0	0	0	0	0	0	1	34	34	24 to 34	100.0	1	100.0	0	1	0
9/28/2024	18:00	1	0	0	0	0	3	0	0	0	0	0	0	0	0	0	0	0	0	0	4	30.3	37	29 to 39	75.0	3	75.0	0	3	1
9/28/2024	19:00	0	0	0	0	0	1	0	1	0	0	0	0	0	0	0	0	0	0	0	2	40.5	45	35 to 45	100.0	2	100.0	0	2	0
9/28/2024	20:00	*	*	*	*	*	*	*	*	*	*	*	*	*	*	*	*	*	*	*	*	*	*	*	*	*	*	*	*	*
9/28/2024	21:00	*	*	*	*	*	*	*	*	*	*	*	*	*	*	*	*	*	*	*	*	*	*	*	*	*	*	*	*	*
9/28/2024	22:00	*	*	*	*	*	*	*	*	*	*	*	*	*	*	*	*	*	*	*	*	*	*	*	*	*	*	*	*	*
9/28/2024	23:00	*	*	*	*	*	*	*	*	*	*	*	*	*	*	*	*	*	*	*	*	*	*	*	*	*	*	*	*	*
24 Hr Summary		3	4	8	14	23	9	5	3	0	1	1	0	0	0	0	0	0	0	0	71	30.8	38	23 to 33	56.3	54	76.1	0	68	3

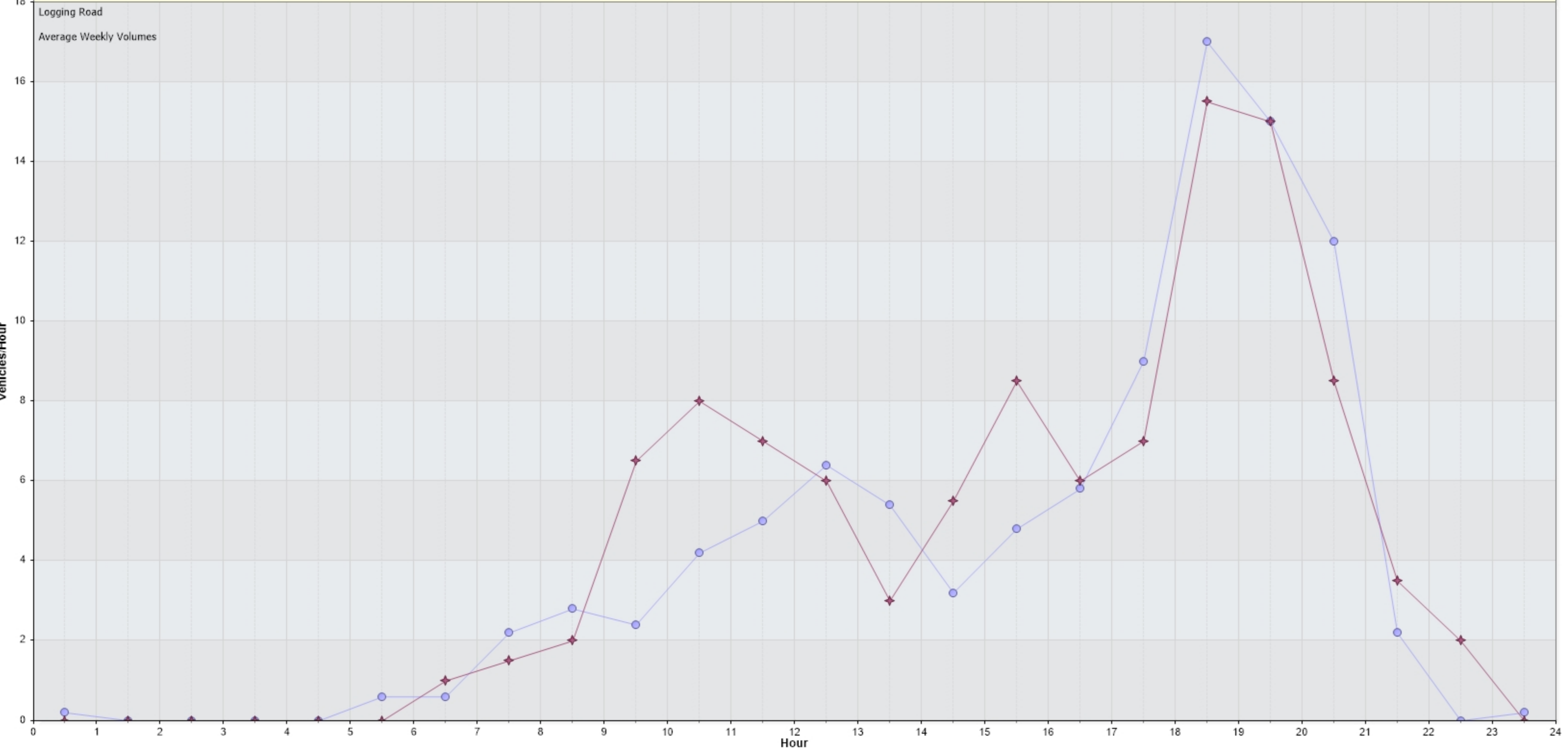
Northbound Histogram

Logging Road

from Thu-Sep-19-2024-06-00-AM to Sun-Sep-29-2024-08-59-PM

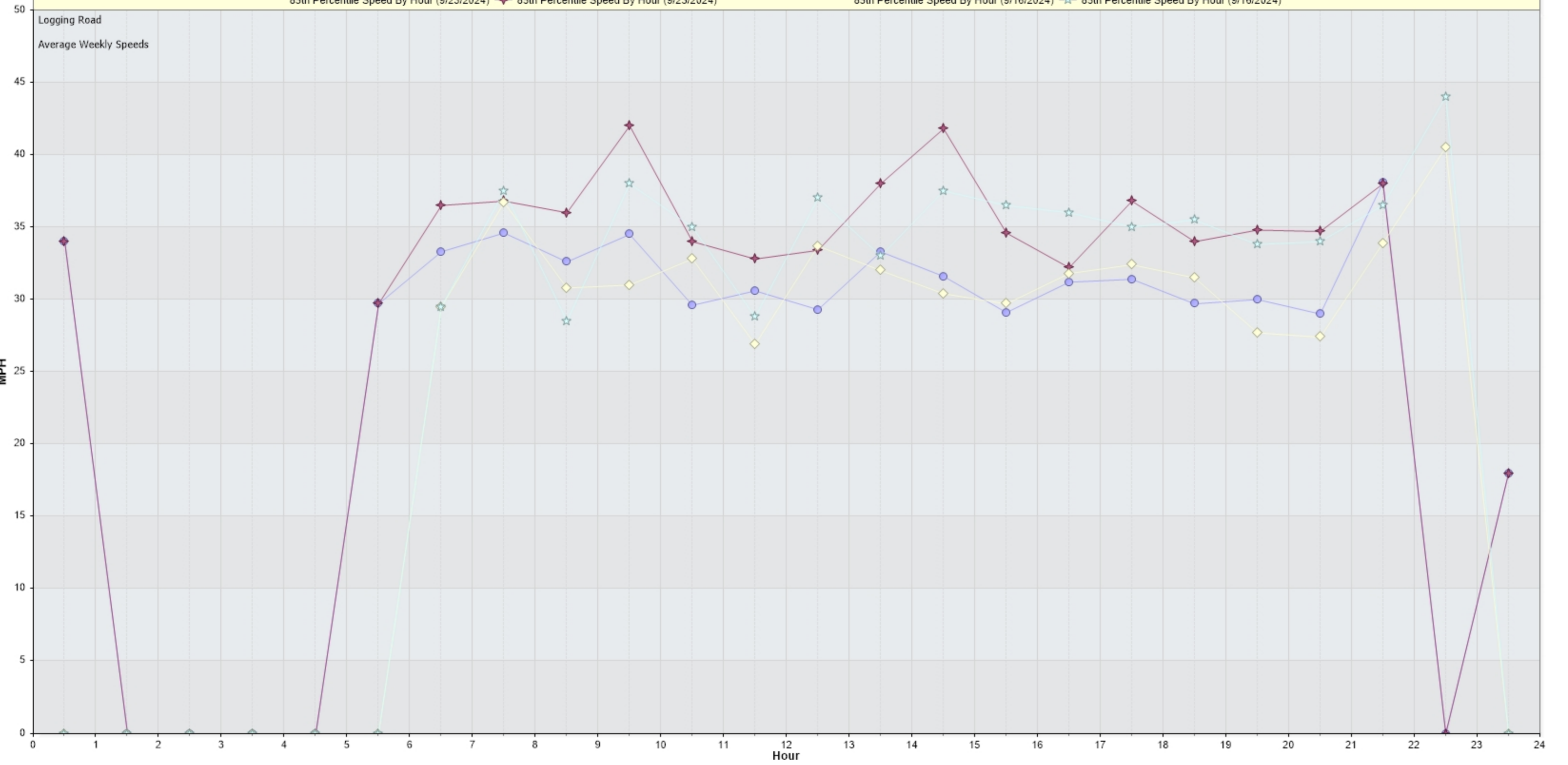
Date	Starting Hr:min	<15	15 to <20	20 to <25	25 to <30	30 to <35	35 to <40	40 to <45	45 to <50	50 to <55	55 to <60	60 to <65	65 to <70	70 to <75	75 to <80	80 to <85	85 to <90	90 to <95	95 to >100	Total Counts	Avg Speed (MPH)	85pct Speed	10MPH Pace	% in pace	# of Speeders	% Speeders	VEH_SM	VEH_MED	VEH_LG	
9/29/2024	00:00	*	*	*	*	*	*	*	*	*	*	*	*	*	*	*	*	*	*	*	*	*	*	*	*	*	*	*	*	*
9/29/2024	01:00	*	*	*	*	*	*	*	*	*	*	*	*	*	*	*	*	*	*	*	*	*	*	*	*	*	*	*	*	*
9/29/2024	02:00	*	*	*	*	*	*	*	*	*	*	*	*	*	*	*	*	*	*	*	*	*	*	*	*	*	*	*	*	*
9/29/2024	03:00	*	*	*	*	*	*	*	*	*	*	*	*	*	*	*	*	*	*	*	*	*	*	*	*	*	*	*	*	*
9/29/2024	04:00	*	*	*	*	*	*	*	*	*	*	*	*	*	*	*	*	*	*	*	*	*	*	*	*	*	*	*	*	*
9/29/2024	05:00	*	*	*	*	*	*	*	*	*	*	*	*	*	*	*	*	*	*	*	*	*	*	*	*	*	*	*	*	*
9/29/2024	06:00	0	0	0	0	0	0	0	1	0	0	0	0	0	0	0	0	0	0	0	1	45	45	35 to 45	100.0	1	100.0	0	1	0
9/29/2024	07:00	*	*	*	*	*	*	*	*	*	*	*	*	*	*	*	*	*	*	*	*	*	*	*	*	*	*	*	*	*
9/29/2024	08:00	0	0	1	3	0	0	0	0	0	0	0	0	0	0	0	0	0	0	0	4	26.5	28	19 to 29	100.0	3	75.0	0	4	0
9/29/2024	09:00	0	1	1	3	2	3	1	0	1	0	0	0	0	0	0	0	0	0	0	12	32.6	37	27 to 37	66.7	10	83.3	0	10	2
9/29/2024	10:00	0	0	0	4	2	0	0	0	0	0	0	0	0	0	0	0	0	0	6	28.5	31	22 to 32	100.0	5	83.3	0	6	0	
9/29/2024	11:00	0	1	1	2	4	1	0	1	1	0	0	0	0	0	0	0	0	0	11	32.8	38	24 to 34	63.6	9	81.8	0	11	0	
9/29/2024	12:00	0	0	0	3	1	1	1	0	0	0	0	0	0	0	0	0	0	0	6	32.5	39	20 to 30	66.7	6	100.0	0	6	0	
9/29/2024	13:00	0	0	0	0	1	2	0	0	0	0	0	0	0	0	0	0	0	0	3	36.3	39	29 to 39	100.0	3	100.0	0	3	0	
9/29/2024	14:00	0	0	0	0	1	2	1	0	0	0	0	0	0	0	0	0	0	0	4	37.5	38	32 to 42	100.0	4	100.0	0	3	1	
9/29/2024	15:00	0	0	0	2	0	0	0	0	0	0	0	0	0	0	0	0	0	0	2	28.5	29	19 to 29	100.0	2	100.0	0	2	0	
9/29/2024	16:00	2	0	1	3	2	0	0	0	0	0	0	0	0	0	0	0	0	0	8	22.6	30.5	21 to 31	75.0	3	37.5	0	8	0	
9/29/2024	17:00	0	0	0	0	1	0	0	0	0	0	0	0	0	0	0	0	0	0	1	30	30	20 to 30	100.0	1	100.0	0	1	0	
9/29/2024	18:00	*	*	*	*	*	*	*	*	*	*	*	*	*	*	*	*	*	*	*	*	*	*	*	*	*	*	*	*	*
9/29/2024	19:00	*	*	*	*	*	*	*	*	*	*	*	*	*	*	*	*	*	*	*	*	*	*	*	*	*	*	*	*	*
9/29/2024	20:00	0	0	0	0	1	0	0	0	0	0	0	0	0	0	0	0	0	0	1	31	31	21 to 31	100.0	1	100.0	0	1	0	
9/29/2024	21:00	*	*	*	*	*	*	*	*	*	*	*	*	*	*	*	*	*	*	*	*	*	*	*	*	*	*	*	*	*
9/29/2024	22:00	*	*	*	*	*	*	*	*	*	*	*	*	*	*	*	*	*	*	*	*	*	*	*	*	*	*	*	*	*
9/29/2024	23:00	*	*	*	*	*	*	*	*	*	*	*	*	*	*	*	*	*	*	*	*	*	*	*	*	*	*	*	*	*
24 Hr Summary		2	2	4	20	15	9	3	2	2	0	0	0	0	0	0	0	0	0	59	31	38	22 to 32	62.7	48	81.4	0	56	3	

Northbound:Average Hourly Volume for Week of 9/16/2024
Average Counts By Hour (9/23/2024) Average Counts By Hour (9/16/2024)



Northbound:Average Hourly WEEKDAY Speeds for Week of 9/16/2024

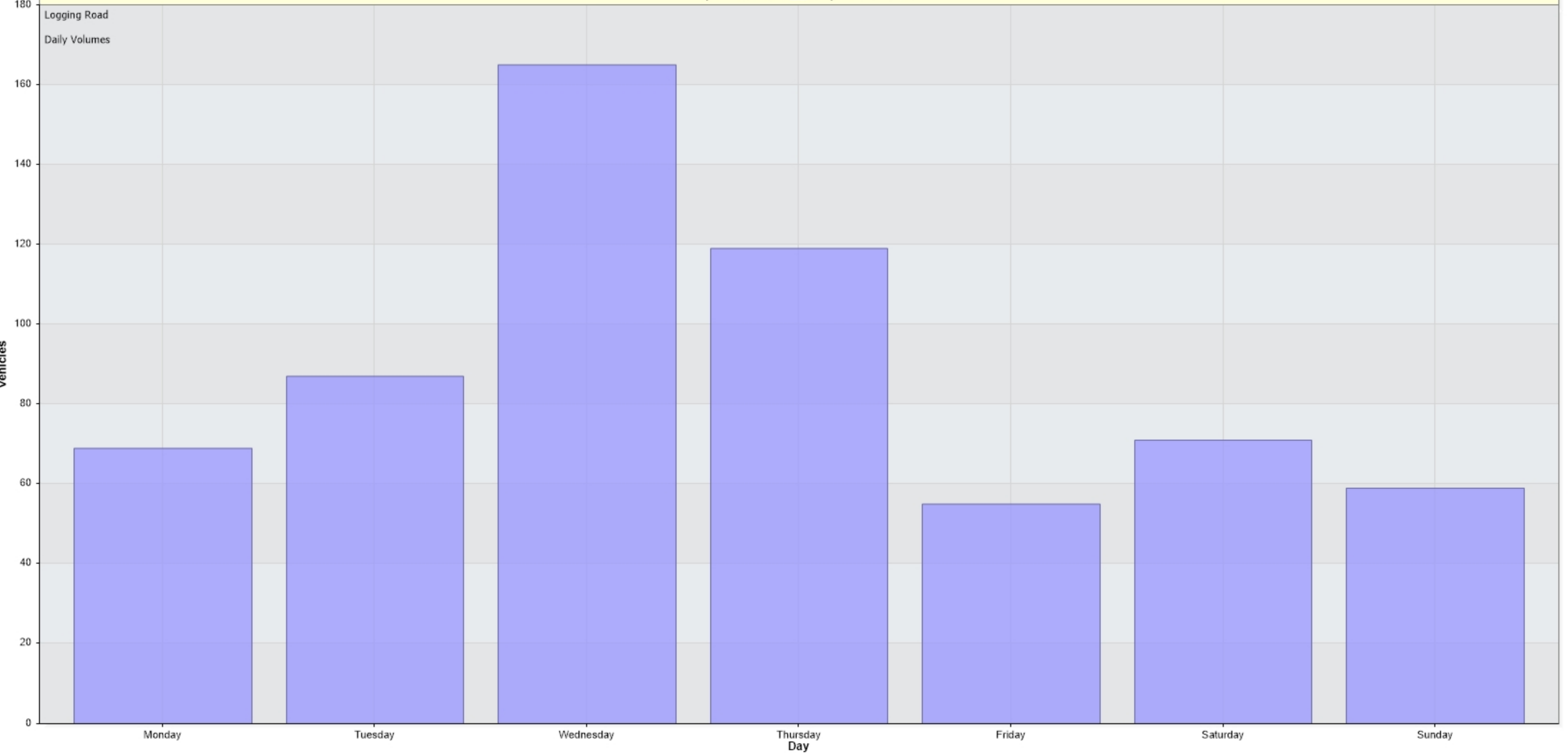
Average Hourly WEEKDAY Speeds By Hour (9/23/2024) Average Hourly WEEKDAY Speeds By Hour (9/16/2024)
85th Percentile Speed By Hour (9/23/2024) 85th Percentile Speed By Hour (9/16/2024)



Northbound:Daily Volume for Week of 9/23/2024

Daily Vehicle Counts

Daily Vehicle Counts

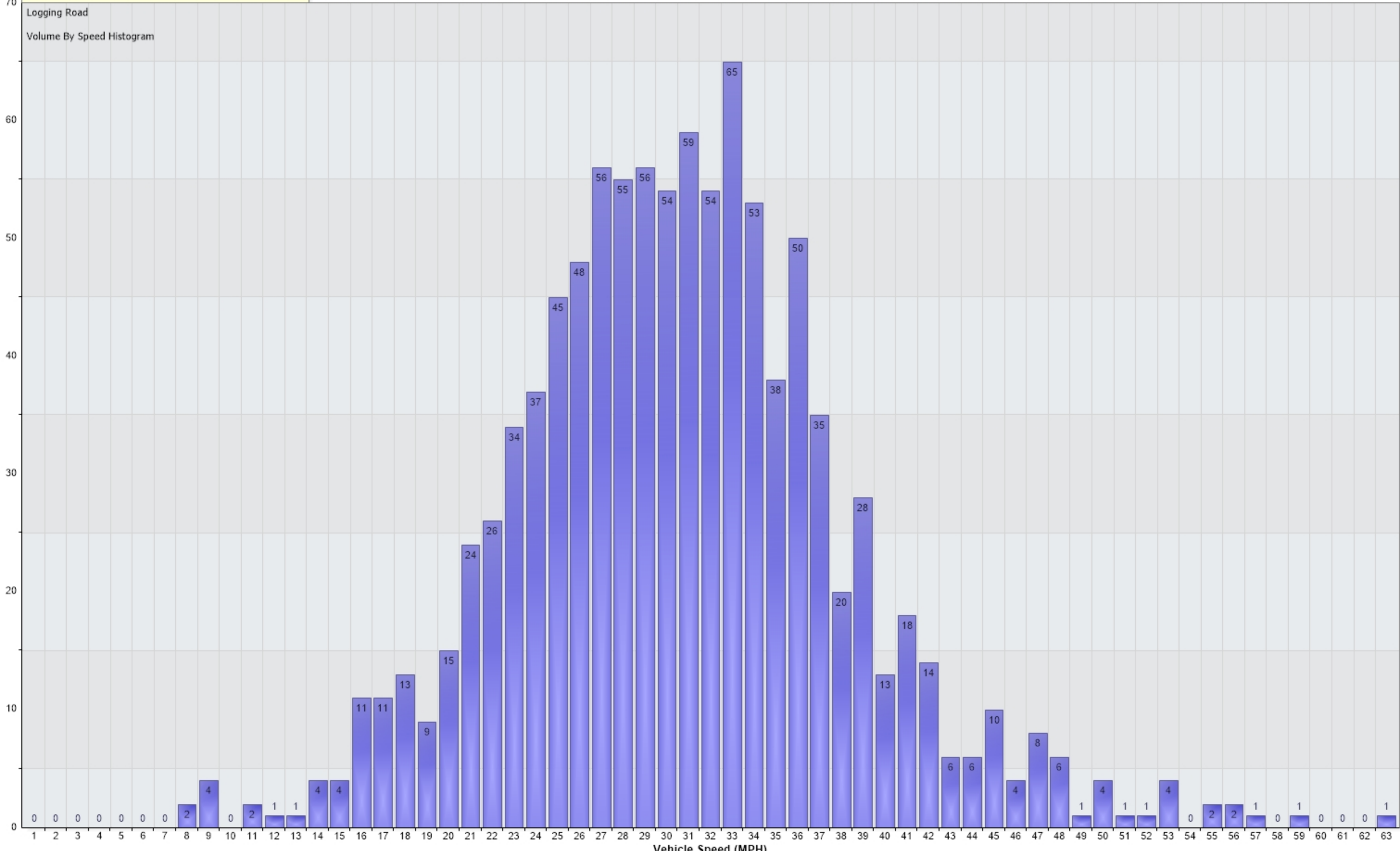


Vehicle Counts Vs. Speed [Logging Road: Northbound]

Logging Road
Volume By Speed Histogram

1,017 Counts

Vehicle Counts



For Project: Logging Road
 Project Notes:
 Location/Name: Southbound
 Report Generated: 10/1/2024 1:23:56 PM
 Speed Intervals: 1 MPH
 Time Intervals: Instant
 Traffic Report From: 9/19/2024 6:00:00 AM through 9/29/2024 8:59:59 PM
 85th Percentile Speed: 37 MPH
 85th Percentile Vehicles: 946
 Max Speed: 59 MPH on 9/21/2024 5:17:16 PM
 Total Vehicles: 1113
 AADT: 104

Volumes - weekly counts

Time	5 Day	7 Day
Average Daily	110	103
AM Peak 10:00 AM	7	8
PM Peak 5:00 PM	24	18

Speed

Speed Limit: 25
 85th Percentile Speed: 37
 50th Percentile Speed: 30
 10 MPH Pace Interval: 24.0 MPH to 34.0 MPH
 Average Speed: 30.13

	Monday	Tuesday	Wednesday	Thursday	Friday	Saturday	Sunday
Count over limit	58	67	114	226	109	138	120
% over limit	80.6	72.8	64.0	82.2	73.6	75.0	73.2
Avg Speeder	33.5	32.4	32.6	33.4	33.1	33.6	32.6
Avg Speed	31.1	29.3	28.4	31.3	30.0	30.5	29.8

Class Counts

	Number	%
VEH_SM	8	0.7
VEH_MED	1058	95.1
VEH_LG	47	4.2
[VEH_SM=motorcycle,	VEH_MED = sedan,	VEH_LG = truck]

Southbound Summary
Logging Road

from Thu-Sep-19-2024-06-00-AM to Sun-Sep-29-2024-08-59-PM

Day/Time Ending	85th pctl (MPH)	85th pctl cnts	Total Cnts	Max Speed	Avg Speeder	% Speeders	Avg Speed
9/19/2024 7:00:00 AM	28.0	3	3	28	27.7	100.0%	27.7
9/19/2024 8:00:00 AM	34.0	8	9	35	31.2	66.7%	27.6
9/19/2024 9:00:00 AM	38.0	2	2	38	33.5	100.0%	33.5
9/19/2024 10:00:00 AM	31.0	3	3	31	31.0	33.3%	26.7
9/19/2024 11:00:00 AM	36.0	8	10	44	33.9	100.0%	33.9
9/19/2024 12:00:00 PM	32.0	3	3	32	31.3	100.0%	31.3
9/19/2024 1:00:00 PM	37.0	9	11	45	34.8	81.8%	32.5
9/19/2024 2:00:00 PM	32.0	3	4	33	32.0	75.0%	28.0
9/19/2024 3:00:00 PM	38.0	4	5	45	37.5	80.0%	34.2
9/19/2024 4:00:00 PM	37.0	8	9	38	32.6	77.8%	30.6
9/19/2024 5:00:00 PM	41.0	13	15	45	36.1	93.3%	35.0
9/19/2024 6:00:00 PM	36.0	25	29	40	33.0	79.3%	30.8
9/19/2024 7:00:00 PM	37.0	26	30	48	32.6	86.7%	31.3
9/19/2024 8:00:00 PM	33.0	2	2	33	33.0	50.0%	29.0
9/19/2024 9:00:00 PM	41.0	1	1	41	41.0	100.0%	41.0
9/19/2024 10:00:00 PM	41.0	1	1	41	41.0	100.0%	41.0
9/19/2024 11:00:00 PM	**No Data**						
9/20/2024 12:00:00 AM	41.0	2	2	41	41.0	50.0%	30.5
9/20/2024 1:00:00 AM	**No Data**						
9/20/2024 2:00:00 AM	**No Data**						
						
9/20/2024 7:00:00 AM	37.0	2	2	37	34.5	100.0%	34.5
9/20/2024 8:00:00 AM	29.0	1	1	29	29.0	100.0%	29.0
9/20/2024 9:00:00 AM	36.0	4	5	38	33.0	80.0%	28.0
9/20/2024 10:00:00 AM	36.0	8	10	48	34.9	80.0%	32.6
9/20/2024 11:00:00 AM	37.0	7	8	38	32.8	75.0%	30.3
9/20/2024 12:00:00 PM	34.0	6	7	40	32.6	100.0%	32.6
9/20/2024 1:00:00 PM	31.0	4	5	44	33.3	80.0%	31.6
9/20/2024 2:00:00 PM	29.0	1	1	29	29.0	100.0%	29.0
9/20/2024 3:00:00 PM	31.0	15	18	44	31.2	66.7%	28.4
9/20/2024 4:00:00 PM	31.0	11	13	33	29.0	69.2%	25.5
9/20/2024 5:00:00 PM	38.0	6	7	38	32.5	85.7%	31.0
9/20/2024 6:00:00 PM	**No Data**						
9/20/2024 7:00:00 PM	32.0	4	5	40	36.0	40.0%	28.4
9/20/2024 8:00:00 PM	22.0	1	1	22	0.0	0.0%	22.0
9/20/2024 9:00:00 PM	35.0	1	1	35	35.0	100.0%	35.0
9/20/2024 10:00:00 PM	**No Data**						
9/20/2024 11:00:00 PM	**No Data**						
9/21/2024 7:00:00 AM	34.0	6	7	39	31.3	85.7%	30.3
9/21/2024 8:00:00 AM	36.0	12	14	41	33.4	85.7%	32.0
9/21/2024 9:00:00 AM	37.0	12	14	43	33.1	92.9%	31.9
9/21/2024 10:00:00 AM	37.0	6	7	38	32.4	71.4%	29.6
9/21/2024 11:00:00 AM	38.0	8	9	38	33.5	66.7%	30.2
9/21/2024 12:00:00 PM	37.0	14	17	40	33.2	76.5%	30.8
9/21/2024 1:00:00 PM	39.0	12	14	51	36.7	64.3%	30.9
9/21/2024 2:00:00 PM	37.0	3	4	46	38.7	75.0%	35.3
9/21/2024 3:00:00 PM	31.0	8	10	33	30.3	90.0%	29.8

Southbound Summary

Logging Road from Thu-Sep-19-2024-06-00-AM to Sun-Sep-29-2024-08-59-PM

9/21/2024 4:00:00 PM	38.0	3	3	38	33.7	100.0%	33.7
9/21/2024 5:00:00 PM	**No Data**						
9/21/2024 6:00:00 PM	59.0	3	3	59	47.0	66.7%	39.0
9/21/2024 7:00:00 PM	**No Data**						
9/21/2024 8:00:00 PM	**No Data**						
9/21/2024 10:00:00 PM	26.0	1	1	26	26.0	100.0%	26.0
9/21/2024 11:00:00 PM	**No Data**						
9/22/2024 12:00:00 AM	**No Data**						
9/22/2024 7:00:00 AM	37.0	6	7	38	31.3	85.7%	30.3
9/22/2024 8:00:00 AM	37.0	8	9	38	33.1	88.9%	31.8
9/22/2024 9:00:00 AM	31.0	8	9	33	29.6	77.8%	28.1
9/22/2024 10:00:00 AM	32.0	6	7	33	31.0	57.1%	27.1
9/22/2024 11:00:00 AM	38.0	12	14	42	35.7	71.4%	32.1
9/22/2024 12:00:00 PM	34.0	13	15	37	31.5	53.3%	27.8
9/22/2024 1:00:00 PM	32.0	11	13	37	30.6	76.9%	28.2
9/22/2024 2:00:00 PM	32.0	7	8	36	31.0	62.5%	27.4
9/22/2024 3:00:00 PM	34.0	6	7	35	32.7	42.9%	26.1
9/22/2024 4:00:00 PM	30.0	3	4	39	32.7	75.0%	30.5
9/22/2024 5:00:00 PM	35.0	3	3	35	33.3	100.0%	33.3
9/22/2024 6:00:00 PM	39.0	1	1	39	39.0	100.0%	39.0
9/22/2024 7:00:00 PM	29.0	3	3	29	28.7	100.0%	28.7
9/22/2024 8:00:00 PM	40.0	1	1	40	40.0	100.0%	40.0
9/22/2024 9:00:00 PM	**No Data**						
9/22/2024 10:00:00 PM	**No Data**						
9/23/2024 7:00:00 AM	34.0	2	2	34	32.5	100.0%	32.5
9/23/2024 8:00:00 AM	32.0	2	2	32	31.0	100.0%	31.0
9/23/2024 9:00:00 AM	31.0	2	2	31	31.0	50.0%	27.0
9/23/2024 10:00:00 AM	40.0	2	2	40	36.5	100.0%	36.5
9/23/2024 11:00:00 AM	32.0	5	6	38	31.5	66.7%	28.2
9/23/2024 12:00:00 PM	32.0	3	4	38	33.0	100.0%	33.0
9/23/2024 1:00:00 PM	28.0	3	4	34	29.3	75.0%	28.0
9/23/2024 2:00:00 PM	42.0	2	2	42	39.0	100.0%	39.0
9/23/2024 3:00:00 PM	35.0	4	5	40	34.2	100.0%	34.2
9/23/2024 4:00:00 PM	33.0	2	2	33	29.5	100.0%	29.5
9/23/2024 5:00:00 PM	39.0	8	9	40	35.4	55.6%	28.3
9/23/2024 6:00:00 PM	40.0	7	8	40	35.9	87.5%	33.9
9/23/2024 7:00:00 PM	33.0	13	15	39	31.5	80.0%	28.9
9/23/2024 8:00:00 PM	50.0	3	3	50	39.3	100.0%	39.3
9/23/2024 9:00:00 PM	29.0	3	4	42	33.3	75.0%	31.0
9/23/2024 10:00:00 PM	36.0	1	1	36	36.0	100.0%	36.0
9/23/2024 11:00:00 PM	**No Data**						
9/24/2024 12:00:00 AM	24.0	1	1	24	0.0	0.0%	24.0
9/24/2024 1:00:00 AM	**No Data**						
9/24/2024 2:00:00 AM	**No Data**						
9/24/2024 6:00:00 AM	38.0	1	1	38	38.0	100.0%	38.0
9/24/2024 7:00:00 AM	27.0	1	1	27	27.0	100.0%	27.0
9/24/2024 8:00:00 AM	32.0	2	2	32	32.0	50.0%	28.5
9/24/2024 9:00:00 AM	**No Data**						

Southbound Summary

Logging Road from Thu-Sep-19-2024-06-00-AM to Sun-Sep-29-2024-08-59-PM

9/24/2024 10:00:00 AM	23.0	3	3	23	0.0	0.0%	19.0
9/24/2024 11:00:00 AM	32.0	5	6	32	31.0	50.0%	24.2
9/24/2024 12:00:00 PM	26.0	3	4	28	27.0	50.0%	24.3
9/24/2024 1:00:00 PM	32.0	7	8	34	30.2	75.0%	27.1
9/24/2024 2:00:00 PM	22.0	3	4	24	0.0	0.0%	21.5
9/24/2024 3:00:00 PM	35.0	3	4	35	34.0	100.0%	34.0
9/24/2024 4:00:00 PM	35.0	6	7	36	32.3	85.7%	30.6
9/24/2024 5:00:00 PM	41.0	8	10	44	36.6	80.0%	34.0
9/24/2024 6:00:00 PM	37.0	20	23	44	33.3	82.6%	31.6
9/24/2024 7:00:00 PM	31.0	8	10	42	31.2	90.0%	30.3
9/24/2024 8:00:00 PM	31.0	4	5	31	29.3	60.0%	26.8
9/24/2024 9:00:00 PM	32.0	3	4	36	30.8	100.0%	30.8
9/24/2024 10:00:00 PM	**No Data**						
9/24/2024 11:00:00 PM	**No Data**						
9/25/2024 1:00:00 AM	29.0	1	1	29	29.0	100.0%	29.0
9/25/2024 2:00:00 AM	**No Data**						
9/25/2024 3:00:00 AM	**No Data**						
9/25/2024 6:00:00 AM	31.0	1	1	31	31.0	100.0%	31.0
9/25/2024 7:00:00 AM	25.0	3	3	25	0.0	0.0%	23.0
9/25/2024 8:00:00 AM	35.0	5	6	35	33.0	66.7%	30.0
9/25/2024 9:00:00 AM	32.0	1	1	32	32.0	100.0%	32.0
9/25/2024 10:00:00 AM	28.0	3	4	39	33.5	50.0%	28.3
9/25/2024 11:00:00 AM	33.0	9	11	36	32.1	63.6%	27.7
9/25/2024 12:00:00 PM	35.0	3	3	35	35.0	33.3%	27.3
9/25/2024 1:00:00 PM	30.0	5	6	31	29.5	66.7%	27.7
9/25/2024 2:00:00 PM	39.0	6	7	43	37.0	85.7%	34.7
9/25/2024 3:00:00 PM	42.0	4	5	45	38.2	100.0%	38.2
9/25/2024 4:00:00 PM	32.0	3	3	32	30.7	100.0%	30.7
9/25/2024 5:00:00 PM	35.0	41	48	45	32.7	85.4%	31.1
9/25/2024 6:00:00 PM	32.0	58	68	39	31.2	44.1%	25.2
9/25/2024 7:00:00 PM	35.0	8	10	41	33.7	70.0%	29.2
9/25/2024 8:00:00 PM	29.0	1	1	29	29.0	100.0%	29.0
9/25/2024 9:00:00 PM	**No Data**						
9/25/2024 10:00:00 PM	**No Data**						
9/26/2024 8:00:00 AM	34.0	9	11	37	31.8	54.5%	26.5
9/26/2024 9:00:00 AM	44.0	3	3	44	44.0	33.3%	28.7
9/26/2024 10:00:00 AM	39.0	2	2	39	33.5	100.0%	33.5
9/26/2024 11:00:00 AM	37.0	3	3	37	33.3	100.0%	33.3
9/26/2024 12:00:00 PM	34.0	6	7	37	30.3	85.7%	29.6
9/26/2024 1:00:00 PM	33.0	2	2	33	30.0	100.0%	30.0
9/26/2024 2:00:00 PM	33.0	9	11	41	31.7	90.9%	30.5
9/26/2024 3:00:00 PM	40.0	10	12	46	36.5	91.7%	35.5
9/26/2024 4:00:00 PM	38.0	10	12	41	31.9	75.0%	29.6
9/26/2024 5:00:00 PM	40.0	14	17	42	34.6	88.2%	33.1
9/26/2024 6:00:00 PM	39.0	16	19	41	34.8	89.5%	33.7
9/26/2024 7:00:00 PM	33.0	26	31	44	31.8	74.2%	29.4
9/26/2024 8:00:00 PM	33.0	4	5	43	32.0	100.0%	32.0
9/26/2024 9:00:00 PM	35.0	1	1	35	35.0	100.0%	35.0

Southbound Summary
Logging Road

from Thu-Sep-19-2024-06-00-AM to Sun-Sep-29-2024-08-59-PM

9/26/2024 10:00:00 PM	**No Data**						
9/26/2024 11:00:00 PM	**No Data**						
9/27/2024 6:00:00 AM	36.0	1	1	36	36.0	100.0%	36.0
9/27/2024 7:00:00 AM	**No Data**						
9/27/2024 8:00:00 AM	31.0	6	7	33	30.3	57.1%	25.7
9/27/2024 9:00:00 AM	46.0	7	8	47	37.9	87.5%	35.4
9/27/2024 10:00:00 AM	34.0	3	4	49	41.5	50.0%	31.5
9/27/2024 11:00:00 AM	36.0	5	6	43	34.2	100.0%	34.2
9/27/2024 12:00:00 PM	29.0	6	7	33	30.0	42.9%	25.6
9/27/2024 1:00:00 PM	33.0	8	10	41	32.2	90.0%	31.1
9/27/2024 2:00:00 PM	23.0	2	2	23	0.0	0.0%	20.5
9/27/2024 3:00:00 PM	40.0	4	5	40	35.5	80.0%	32.2
9/27/2024 4:00:00 PM	45.0	3	3	45	37.0	66.7%	30.3
9/27/2024 5:00:00 PM	36.0	3	3	36	32.0	100.0%	32.0
9/27/2024 6:00:00 PM	27.0	1	1	27	27.0	100.0%	27.0
9/27/2024 7:00:00 PM	32.0	4	5	43	35.3	60.0%	31.2
9/27/2024 8:00:00 PM	**No Data**						
9/27/2024 9:00:00 PM	**No Data**						
9/28/2024 12:00:00 AM	37.0	2	2	37	37.0	50.0%	31.0
9/28/2024 1:00:00 AM	**No Data**						
9/28/2024 2:00:00 AM	**No Data**						
9/28/2024 7:00:00 AM	27.0	1	1	27	27.0	100.0%	27.0
9/28/2024 8:00:00 AM	37.0	4	5	37	33.8	80.0%	30.8
9/28/2024 9:00:00 AM	32.0	15	18	40	31.5	55.6%	25.7
9/28/2024 10:00:00 AM	36.0	2	2	36	36.0	50.0%	29.0
9/28/2024 11:00:00 AM	34.0	13	15	38	31.5	73.3%	29.3
9/28/2024 12:00:00 PM	39.0	6	7	47	36.0	85.7%	34.4
9/28/2024 1:00:00 PM	41.0	4	5	49	38.5	80.0%	35.8
9/28/2024 2:00:00 PM	37.0	6	7	43	33.8	71.4%	31.3
9/28/2024 3:00:00 PM	29.0	3	3	29	29.0	33.3%	17.7
9/28/2024 4:00:00 PM	35.0	8	9	36	31.7	77.8%	29.9
9/28/2024 5:00:00 PM	40.0	2	2	40	34.5	100.0%	34.5
9/28/2024 6:00:00 PM	15.0	2	2	15	0.0	0.0%	14.5
9/28/2024 7:00:00 PM	57.0	2	2	57	57.0	50.0%	38.5
9/28/2024 8:00:00 PM	42.0	2	2	42	36.0	100.0%	36.0
9/28/2024 9:00:00 PM	**No Data**						
9/28/2024 10:00:00 PM	**No Data**						
9/28/2024 11:00:00 PM	31.0	1	1	31	31.0	100.0%	31.0
9/29/2024 12:00:00 AM	**No Data**						
9/29/2024 1:00:00 AM	**No Data**						
9/29/2024 6:00:00 AM	28.0	1	1	28	28.0	100.0%	28.0
9/29/2024 7:00:00 AM	**No Data**						
9/29/2024 8:00:00 AM	35.0	6	7	37	32.3	100.0%	32.3
9/29/2024 9:00:00 AM	35.0	8	9	37	32.2	66.7%	29.3
9/29/2024 10:00:00 AM	34.0	11	13	41	32.6	61.5%	29.0
9/29/2024 11:00:00 AM	38.0	5	6	41	34.4	83.3%	32.7
9/29/2024 12:00:00 PM	37.0	3	4	37	36.0	75.0%	31.8
9/29/2024 1:00:00 PM	38.0	5	6	39	35.3	100.0%	35.3

Southbound Summary

Logging Road

from Thu-Sep-19-2024-06-00-AM to Sun-Sep-29-2024-08-59-PM

9/29/2024 2:00:00 PM	35.0	3	3	35	31.5	66.7%	26.3
9/29/2024 3:00:00 PM	40.0	3	3	40	34.5	66.7%	28.7
9/29/2024 4:00:00 PM	31.0	1	1	31	31.0	100.0%	31.0
9/29/2024 5:00:00 PM	31.0	3	4	34	32.5	50.0%	27.3
9/29/2024 6:00:00 PM	28.0	2	2	28	28.0	50.0%	25.5
9/29/2024 7:00:00 PM	46.0	2	2	46	42.0	100.0%	42.0
9/29/2024 8:00:00 PM	**No Data**						
9/29/2024 9:00:00 PM	30.0	2	2	30	28.5	100.0%	28.5

Southbound Summary

Logging Road

from Thu-Sep-19-2024-06-00-AM to Sun-Sep-29-2024-08-59-PM

Day/Time Ending	85th pctl (MPH)	85th pctl cnts	Total Cnts	Max Speed	Avg Speeder	% Speeders	Avg Speed
9/20/2024 12:00:00 AM	37.0	118	139	48	33.5	82.7%	31.5
9/21/2024 12:00:00 AM	37.0	71	84	48	32.3	75.0%	29.5
9/22/2024 12:00:00 AM	38.0	88	103	59	33.6	79.6%	31.3
9/23/2024 12:00:00 AM	36.0	86	101	42	32.2	71.3%	29.3
9/24/2024 12:00:00 AM	38.0	61	72	50	33.5	80.6%	31.1
9/25/2024 12:00:00 AM	35.0	78	92	44	32.4	72.8%	29.3
9/26/2024 12:00:00 AM	35.0	151	178	45	32.6	64.0%	28.4
9/27/2024 12:00:00 AM	39.0	116	136	46	33.2	81.6%	31.1
9/28/2024 12:00:00 AM	39.0	54	64	49	34.2	71.9%	30.5
9/29/2024 12:00:00 AM	37.0	69	81	57	33.6	69.1%	29.4
9/29/2024 8:59:59 PM	37.0	54	63	46	33.3	76.2%	30.6

Southbound Weekly Counts
Logging Road

from Thu-Sep-19-2024-06-00-AM to Sun-Sep-29-2024-08-59-PM

	9/16/2024	to	9/22/2024							
	Monday	Tuesday	Wednesday	Thursday	Friday	Saturday	Sunday	Week	Weekend	Week Day 85%
Hour	9/16/2024	9/17/2024	9/18/2024	9/19/2024	9/20/2024	9/21/2024	9/22/2024	Day Avg	Avg	Avg Speed
0 - 1	*	*	*	*	0	0	0	0	0	0
1 - 2	*	*	*	*	0	0	0	0	0	0
2 - 3	*	*	*	*	0	0	0	0	0	0
3 - 4	*	*	*	*	0	0	0	0	0	0
4 - 5	*	*	*	*	0	0	0	0	0	0
5 - 6	*	*	*	*	0	0	0	0	0	0
6 - 7	*	*	*	3	2	7	7	2.5	7	32.5
7 - 8	*	*	*	9	1	14	9	5	11.5	31.5
8 - 9	*	*	*	2	5	14	9	3.5	11.5	37
9 - 10	*	*	*	3	10	7	7	6.5	7	33.5
10 - 11	*	*	*	10	8	9	14	9	11.5	36.5
11 - 12	*	*	*	3	7	17	15	5	16	33
12 - 13	*	*	*	11	5	14	13	8	13.5	34
13 - 14	*	*	*	4	1	4	8	2.5	6	30.5
14 - 15	*	*	*	5	18	10	7	11.5	8.5	34.5
15 - 16	*	*	*	9	13	3	4	11	3.5	33.75
16 - 17	*	*	*	15	7	0	3	11	1.5	39.25
17 - 18	*	*	*	29	0	3	1	14.5	2	36
18 - 19	*	*	*	30	5	0	3	17.5	1.5	34.5
19 - 20	*	*	*	2	1	0	1	1.5	0.5	27.5
20 - 21	*	*	*	1	1	0	0	1	0	38
21 - 22	*	*	*	1	0	1	0	0.5	0.5	41
22 - 23	*	*	*	0	0	0	0	0	0	0
23 - 24	*	*	*	2	0	0	0	1	0	41
Totals	0	0	0	139	84	103	101			
% of Total	0%	0%	0%	32.55%	19.67%	24.12%	23.65%			

Southbound Weekly Counts
Logging Road

from Thu-Sep-19-2024-06-00-AM to Sun-Sep-29-2024-08-59-PM

	9/23/2024	to	9/29/2024							
	Monday	Tuesday	Wednesday	Thursday	Friday	Saturday	Sunday	Week	Weekend	Week Day 85%
Hour	9/23/2024	9/24/2024	9/25/2024	9/26/2024	9/27/2024	9/28/2024	9/29/2024	Day Avg	Avg	Avg Speed
0 - 1	0	0	1	0	0	0	0	0.2	0	29
1 - 2	0	0	0	0	0	0	0	0	0	0
2 - 3	0	0	0	0	0	0	0	0	0	0
3 - 4	0	0	0	0	0	0	0	0	0	0
4 - 5	0	0	0	0	0	0	0	0	0	0
5 - 6	0	1	1	0	1	0	1	0.6	0.5	35
6 - 7	2	1	3	0	0	1	0	1.2	0.5	28.67
7 - 8	2	2	6	11	7	5	7	5.6	6	32.7
8 - 9	2	0	1	3	8	18	9	2.8	13.5	38.25
9 - 10	2	3	4	2	4	2	13	3	7.5	32.8
10 - 11	6	6	11	3	6	15	6	6.4	10.5	33.9
11 - 12	4	4	3	7	7	7	4	5	5.5	31.2
12 - 13	4	8	6	2	10	5	6	6	5.5	31.2
13 - 14	2	4	7	11	2	7	3	5.2	5	31.8
14 - 15	5	4	5	12	5	3	3	6.2	3	38.2
15 - 16	2	7	3	12	3	9	1	5.4	5	36.6
16 - 17	9	10	48	17	3	2	4	17.4	3	38.1
17 - 18	8	23	68	19	1	2	2	23.8	2	34.8
18 - 19	15	10	10	31	5	2	2	14.2	2	32.8
19 - 20	3	5	1	5	0	2	0	2.8	1	35.62
20 - 21	4	4	0	1	0	0	2	1.8	1	32
21 - 22	1	0	0	0	0	0	*	0.2	0	36
22 - 23	0	0	0	0	0	1	*	0	1	0
23 - 24	1	0	0	0	2	0	*	0.6	0	30.5
Totals	72	92	178	136	64	81	63			
% of Total	10.5%	13.41%	25.95%	19.83%	9.33%	11.81%	9.18%			

Southbound Monthly Counts
Logging Road

from Thu-Sep-19-2024-06-00-AM to Sun-Sep-29-2024-08-59-PM

	Sep 2024									
	Monday	Tuesday	Wednesday	Thursday	Friday	Saturday	Sunday	Week	Weekend	Week Day 85%
Hour								Day Avg	Avg	Avg Speed
0 - 1	0	0	1	0	0	0	0	0.2	0	29
1 - 2	0	0	0	0	0	0	0	0	0	0
2 - 3	0	0	0	0	0	0	0	0	0	0
3 - 4	0	0	0	0	0	0	0	0	0	0
4 - 5	0	0	0	0	0	0	0	0	0	0
5 - 6	0	1	1	0	1	0	1	0.6	0.5	35
6 - 7	2	1	3	3	2	8	7	2.2	7.5	30.2
7 - 8	2	2	6	20	8	19	16	7.6	17.5	32.7
8 - 9	2	0	1	5	13	32	18	4.2	25	35.5
9 - 10	2	3	4	5	14	9	20	5.6	14.5	31.8
10 - 11	6	6	11	13	14	24	20	10	22	34.1
11 - 12	4	4	3	10	14	24	19	7	21.5	31.7
12 - 13	4	8	6	13	15	19	19	9.2	19	32.2
13 - 14	2	4	7	15	3	11	11	6.2	11	33
14 - 15	5	4	5	17	23	13	10	10.8	11.5	38.2
15 - 16	2	7	3	21	16	12	5	9.8	8.5	33.7
16 - 17	9	10	48	32	10	2	7	21.8	4.5	38.4
17 - 18	8	23	68	48	1	5	3	29.6	4	34.4
18 - 19	15	10	10	61	10	2	5	21.2	3.5	33.14
19 - 20	3	5	1	7	1	2	1	3.4	1.5	32.9
20 - 21	4	4	0	2	1	0	2	2.2	1	34.25
21 - 22	1	0	0	1	0	1	0	0.4	0.5	38.5
22 - 23	0	0	0	0	0	1	0	0	0.5	0
23 - 24	1	0	0	2	2	0	0	1	0	34
Totals	72	92	178	275	148	184	164			
% of Total	6.47%	8.27%	15.99%	24.71%	13.3%	16.53%	14.73%			

Southbound Weekly Speeds
Logging Road

from Thu-Sep-19-2024-06-00-AM to Sun-Sep-29-2024-08-59-PM

	9/16/2024	to	9/22/2024							
	Monday	Tuesday	Wednesday	Thursday	Friday	Saturday	Sunday	Week	Weekend	Week Day 85%
Hour	9/16/2024	9/17/2024	9/18/2024	9/19/2024	9/20/2024	9/21/2024	9/22/2024	Day Avg	Avg	Avg Speed
0 - 1	*	*	*	*	0	0	0	0	0	0
1 - 2	*	*	*	*	0	0	0	0	0	0
2 - 3	*	*	*	*	0	0	0	0	0	0
3 - 4	*	*	*	*	0	0	0	0	0	0
4 - 5	*	*	*	*	0	0	0	0	0	0
5 - 6	*	*	*	*	0	0	0	0	0	0
6 - 7	*	*	*	27.67	34.5	30.29	30.29	30.4	30.29	32.5
7 - 8	*	*	*	27.56	29	32	31.78	27.7	31.91	31.5
8 - 9	*	*	*	33.5	28	31.86	28.11	29.57	30.39	37
9 - 10	*	*	*	26.67	32.6	29.57	27.14	31.23	28.36	33.5
10 - 11	*	*	*	33.9	30.25	30.22	32.07	32.28	31.35	36.5
11 - 12	*	*	*	31.33	32.57	30.76	27.8	32.2	29.37	33
12 - 13	*	*	*	32.55	31.6	30.86	28.23	32.25	29.59	34
13 - 14	*	*	*	28	29	35.25	27.38	28.2	30	30.5
14 - 15	*	*	*	34.2	28.44	29.8	26.14	29.7	28.29	34.5
15 - 16	*	*	*	30.56	25.54	33.67	30.5	27.59	31.86	33.75
16 - 17	*	*	*	35	31	0	33.33	33.73	33.33	39.25
17 - 18	*	*	*	30.76	0	39	39	30.76	39	36
18 - 19	*	*	*	31.3	28.4	0	28.67	30.89	28.67	34.5
19 - 20	*	*	*	29	22	0	40	26.67	40	27.5
20 - 21	*	*	*	41	35	0	0	38	0	38
21 - 22	*	*	*	41	0	26	0	41	26	41
22 - 23	*	*	*	0	0	0	0	0	0	0
23 - 24	*	*	*	30.5	0	0	0	30.5	0	41
Totals	0	0	0	31.6	29.5	31.3	29.3			
% of Total	0%	0%	0%	25.97%	24.24%	25.72%	24.08%			

Southbound Weekly Speeds
Logging Road

from Thu-Sep-19-2024-06-00-AM to Sun-Sep-29-2024-08-59-PM

	9/23/2024	to	9/29/2024							
	Monday	Tuesday	Wednesday	Thursday	Friday	Saturday	Sunday	Week	Weekend	Week Day 85%
Hour	9/23/2024	9/24/2024	9/25/2024	9/26/2024	9/27/2024	9/28/2024	9/29/2024	Day Avg	Avg	Avg Speed
0 - 1	0	0	29	0	0	0	0	29	0	29
1 - 2	0	0	0	0	0	0	0	0	0	0
2 - 3	0	0	0	0	0	0	0	0	0	0
3 - 4	0	0	0	0	0	0	0	0	0	0
4 - 5	0	0	0	0	0	0	0	0	0	0
5 - 6	0	38	31	0	36	0	28	35	28	35
6 - 7	32.5	27	23	0	0	27	0	26.83	27	28.67
7 - 8	31	28.5	30	26.45	25.71	30.8	32.29	27.5	31.67	32.7
8 - 9	27	0	32	28.67	35.38	25.72	29.33	32.5	26.93	38.25
9 - 10	36.5	19	28.25	33.5	31.5	29	29	29.07	29	32.8
10 - 11	28.17	24.17	27.73	33.33	34.17	29.33	32.67	28.87	30.29	33.9
11 - 12	33	24.25	27.33	29.57	25.57	34.43	31.75	27.88	33.45	31.2
12 - 13	28	27.12	27.67	30	31.1	35.8	35.33	28.87	35.55	31.2
13 - 14	39	21.5	34.71	30.55	20.5	31.29	26.33	30.15	29.8	31.8
14 - 15	34.2	34	38.2	35.5	32.2	17.67	28.67	35	23.17	38.2
15 - 16	29.5	30.57	30.67	29.58	30.33	29.89	31	30.04	30	36.6
16 - 17	28.33	34	31.06	33.06	32	34.5	27.25	31.54	29.67	38.1
17 - 18	33.88	31.57	25.16	33.68	27	14.5	25.5	28.36	20	34.8
18 - 19	28.87	30.3	29.2	29.35	31.2	38.5	42	29.49	40.25	32.8
19 - 20	39.33	26.8	29	32	0	36	0	31.5	36	35.62
20 - 21	31	30.75	0	35	0	0	28.5	31.33	28.5	32
21 - 22	36	0	0	0	0	0	*	36	*	36
22 - 23	0	0	0	0	0	31	*	*	31	0
23 - 24	24	0	0	0	31	0	*	28.67	*	30.5
Totals	31.1	29.4	28.4	31.2	30.5	29.4	30.6			
% of Total	14.77%	13.96%	13.49%	14.81%	14.48%	13.96%	14.53%			

Southbound Monthly Speeds
Logging Road

from Thu-Sep-19-2024-06-00-AM to Sun-Sep-29-2024-08-59-PM

	Sep 2024							Week	Weekend	Week Day 85%
Hour	Monday	Tuesday	Wednesday	Thursday	Friday	Saturday	Sunday	Day Avg	Avg	Avg Speed
0 - 1	0	0	29	0	0	0	0	29	0	29
1 - 2	0	0	0	0	0	0	0	0	0	0
2 - 3	0	0	0	0	0	0	0	0	0	0
3 - 4	0	0	0	0	0	0	0	0	0	0
4 - 5	0	0	0	0	0	0	0	0	0	0
5 - 6	0	38	31	0	36	0	28	35	28	35
6 - 7	32.5	27	23	27.67	34.5	29.88	30.29	28.45	30.07	30.2
7 - 8	31	28.5	30	26.95	26.12	31.68	32	27.55	31.83	32.7
8 - 9	27	0	32	30.6	32.54	28.41	28.72	31.52	28.52	35.5
9 - 10	36.5	19	28.25	29.4	32.29	29.44	28.35	30.07	28.69	31.8
10 - 11	28.17	24.17	27.73	33.77	31.93	29.67	32.25	30.1	30.84	34.1
11 - 12	33	24.25	27.33	30.1	29.07	31.83	28.63	29.11	30.42	31.7
12 - 13	28	27.12	27.67	32.15	31.27	32.16	30.47	30.04	31.32	32.2
13 - 14	39	21.5	34.71	29.87	23.33	32.73	27.09	29.84	29.91	33
14 - 15	34.2	34	38.2	35.12	29.26	27	26.9	32.74	26.96	38.2
15 - 16	29.5	30.57	30.67	30	26.44	30.83	30.6	28.94	30.76	33.7
16 - 17	28.33	34	31.06	33.97	31.3	34.5	29.86	31.98	30.89	38.4
17 - 18	33.88	31.57	25.16	31.92	27	29.2	30	28.83	29.5	34.4
18 - 19	28.87	30.3	29.2	30.31	29.8	38.5	34	29.95	35.29	33.14
19 - 20	39.33	26.8	29	31.14	22	36	40	30.65	37.33	32.9
20 - 21	31	30.75	0	38	35	0	28.5	32.55	28.5	34.25
21 - 22	36	0	0	41	0	26	0	38.5	26	38.5
22 - 23	0	0	0	0	0	31	0	0	31	0
23 - 24	24	0	0	30.5	31	0	0	29.4	0	34
Totals	31.1	29.4	28.4	31.3	30	30.5	29.8			
% of Total	14.77%	13.97%	13.49%	14.87%	14.25%	14.49%	14.16%			

Southbound Weekly EightyFifthSpeeds
Logging Road

from Thu-Sep-19-2024-06-00-AM to Sun-Sep-29-2024-08-59-PM

	9/16/2024	to	9/22/2024							
	Monday	Tuesday	Wednesday	Thursday	Friday	Saturday	Sunday	Week	Weekend	Week Day 85%
Hour	9/16/2024	9/17/2024	9/18/2024	9/19/2024	9/20/2024	9/21/2024	9/22/2024	Day Avg	Avg	Avg Speed
0 - 1	*	*	*	*	0	0	0	0	0	0
1 - 2	*	*	*	*	0	0	0	0	0	0
2 - 3	*	*	*	*	0	0	0	0	0	0
3 - 4	*	*	*	*	0	0	0	0	0	0
4 - 5	*	*	*	*	0	0	0	0	0	0
5 - 6	*	*	*	*	0	0	0	0	0	0
6 - 7	*	*	*	28	37	34	37	32.5	35.5	32.5
7 - 8	*	*	*	34	29	36	37	31.5	36.5	31.5
8 - 9	*	*	*	38	36	37	31	37	34	37
9 - 10	*	*	*	31	36	37	32	33.5	34.5	33.5
10 - 11	*	*	*	36	37	37.5	38	36.5	37.75	36.5
11 - 12	*	*	*	32	34	37	34	33	35.5	33
12 - 13	*	*	*	37	31	39	32	34	35.5	34
13 - 14	*	*	*	32	29	37	32	30.5	34.5	30.5
14 - 15	*	*	*	38	31	31	34	34.5	32.5	34.5
15 - 16	*	*	*	37	30.5	38	30	33.75	34	33.75
16 - 17	*	*	*	41	37.5	0	35	39.25	35	39.25
17 - 18	*	*	*	36	0	59	39	36	49	36
18 - 19	*	*	*	37	32	0	29	34.5	29	34.5
19 - 20	*	*	*	33	22	0	40	27.5	40	27.5
20 - 21	*	*	*	41	35	0	0	38	0	38
21 - 22	*	*	*	41	0	26	0	41	26	41
22 - 23	*	*	*	0	0	0	0	0	0	0
23 - 24	*	*	*	41	0	0	0	41	0	41
Totals	0	0	0	613	457	448.5	480			
% of Total	0%	0%	0%	30.67%	22.87%	22.44%	24.02%			

Southbound Weekly EightyFifthSpeeds
Logging Road

from Thu-Sep-19-2024-06-00-AM to Sun-Sep-29-2024-08-59-PM

	9/23/2024	to	9/29/2024							
	Monday	Tuesday	Wednesday	Thursday	Friday	Saturday	Sunday	Week	Weekend	Week Day 85%
Hour	9/23/2024	9/24/2024	9/25/2024	9/26/2024	9/27/2024	9/28/2024	9/29/2024	Day Avg	Avg	Avg Speed
0 - 1	0	0	29	0	0	0	0	29	0	29
1 - 2	0	0	0	0	0	0	0	0	0	0
2 - 3	0	0	0	0	0	0	0	0	0	0
3 - 4	0	0	0	0	0	0	0	0	0	0
4 - 5	0	0	0	0	0	0	0	0	0	0
5 - 6	0	38	31	0	36	0	28	35	28	35
6 - 7	34	27	25	0	0	27	0	28.67	27	28.67
7 - 8	32	32	34.5	34	31	36.5	35	32.7	35.75	32.7
8 - 9	31	0	32	44	46	32	35	38.25	33.5	38.25
9 - 10	40	23	28	39	34	36	34	32.8	35	32.8
10 - 11	32	31.5	33	37	36	34	38	33.9	36	33.9
11 - 12	32	26	35	34	29	39	36.5	31.2	37.75	31.2
12 - 13	28	32	30	33	33	41	38	31.2	39.5	31.2
13 - 14	42	22	39	33	23	37	35	31.8	36	31.8
14 - 15	35	34.5	42	40	39.5	29	40	38.2	34.5	38.2
15 - 16	33	35	32	38	45	35	31	36.6	33	36.6
16 - 17	39	40.5	35	40	36	40	31	38.1	35.5	38.1
17 - 18	39.5	36.5	32	39	27	15	28	34.8	21.5	34.8
18 - 19	33	31	35	33	32	57	46	32.8	51.5	32.8
19 - 20	50	30.5	29	33	0	42	0	35.62	42	35.62
20 - 21	29	32	0	35	0	0	30	32	30	32
21 - 22	36	0	0	0	0	0	*	36	0	36
22 - 23	0	0	0	0	0	31	*	0	31	0
23 - 24	24	0	0	0	37	0	*	30.5	0	30.5
Totals	589.5	471.5	521.5	512	484.5	531.5	485.5			
% of Total	16.39%	13.11%	14.5%	14.24%	13.47%	14.78%	13.5%			

Southbound Monthly EightyFifthSpeeds
Logging Road

from Thu-Sep-19-2024-06-00-AM to Sun-Sep-29-2024-08-59-PM

	Sep 2024									
Hour	Monday	Tuesday	Wednesday	Thursday	Friday	Saturday	Sunday	Week Day Avg	Weekend Avg	Week Day 85% Avg Speed
0 - 1	0	0	29	0	0	0	0	29	0	29
1 - 2	0	0	0	0	0	0	0	0	0	0
2 - 3	0	0	0	0	0	0	0	0	0	0
3 - 4	0	0	0	0	0	0	0	0	0	0
4 - 5	0	0	0	0	0	0	0	0	0	0
5 - 6	0	38	31	0	36	0	28	35	28	35
6 - 7	34	27	25	28	37	34	37	30.2	35.5	30.2
7 - 8	32	32	34.5	34	31	36.5	36.7	32.7	36.6	32.7
8 - 9	31	0	32	38	41	36.3	32.5	35.5	34.4	35.5
9 - 10	40	23	28	31	37	37	33	31.8	35	31.8
10 - 11	32	31.5	33	37	37	34	38	34.1	36	34.1
11 - 12	32	26	35	32	33.5	38.5	36.2	31.7	37.35	31.7
12 - 13	28	32	30	37	34	41	36.5	32.2	38.75	32.2
13 - 14	42	22	39	33	29	37	32	33	34.5	33
14 - 15	35	34.5	42	40	39.5	31	34	38.2	32.5	38.2
15 - 16	33	35	32	37.5	31	35	31	33.7	33	33.7
16 - 17	39	40.5	35	40.5	37	40	34	38.4	37	38.4
17 - 18	39.5	36.5	32	37	27	35	39	34.4	37	34.4
18 - 19	33	31	35	34.7	32	57	38	33.14	47.5	33.14
19 - 20	50	30.5	29	33	22	42	40	32.9	41	32.9
20 - 21	29	32	0	41	35	0	30	34.25	30	34.25
21 - 22	36	0	0	41	0	26	0	38.5	26	38.5
22 - 23	0	0	0	0	0	31	0	0	31	0
23 - 24	24	0	0	41	37	0	0	34	0	34

Summary of Violators
Logging Road

from Thu-Sep-19-2024-06-00-AM to Sun-Sep-29-2024-08-59-PM

Starting Hour	Count	Average Speed of all Traffic	Violator Counts	Average Speed of Violators
00:00:00	1	29.0	1	29.0
01:00:00	0	N/A	N/A	N/A
02:00:00	0	N/A	N/A	N/A
03:00:00	0	N/A	N/A	N/A
04:00:00	0	N/A	N/A	N/A
05:00:00	4	33.3	4	33.3
06:00:00	26	29.4	21	30.8
07:00:00	73	29.6	55	32.4
08:00:00	71	29.4	52	33.0
09:00:00	57	29.4	35	33.8
10:00:00	94	30.4	71	33.3
11:00:00	78	29.8	56	32.5
12:00:00	84	30.6	66	33.1
13:00:00	53	29.9	37	33.6
14:00:00	77	31.0	60	33.9
15:00:00	66	29.4	52	31.7
16:00:00	118	31.9	99	34.0
17:00:00	156	28.9	101	33.2
18:00:00	113	30.3	88	32.7
19:00:00	20	31.7	16	33.8
20:00:00	13	31.9	12	32.6
21:00:00	3	34.3	3	34.3
22:00:00	1	31.0	1	31.0
23:00:00	5	29.4	2	39.0

Southbound Histogram

Logging Road

from Thu-Sep-19-2024-06-00-AM to Sun-Sep-29-2024-08-59-PM

Date	Starting Hr:min	<15	15 to <20	20 to <25	25 to <30	30 to <35	35 to <40	40 to <45	45 to <50	50 to <55	55 to <60	60 to <65	65 to <70	70 to <75	75 to <80	80 to <85	85 to <90	90 to <95	95 to >100	Total Counts	Avg Speed (MPH)	85pct Speed	10MPH Pace	% in pace	# of Speeders	% Speeders	VEH_SM	VEH_MED	VEH_LG	
9/19/2024	00:00	*	*	*	*	*	*	*	*	*	*	*	*	*	*	*	*	*	*	*	*	*	*	*	*	*	*	*	*	*
9/19/2024	01:00	*	*	*	*	*	*	*	*	*	*	*	*	*	*	*	*	*	*	*	*	*	*	*	*	*	*	*	*	*
9/19/2024	02:00	*	*	*	*	*	*	*	*	*	*	*	*	*	*	*	*	*	*	*	*	*	*	*	*	*	*	*	*	*
9/19/2024	03:00	*	*	*	*	*	*	*	*	*	*	*	*	*	*	*	*	*	*	*	*	*	*	*	*	*	*	*	*	*
9/19/2024	04:00	*	*	*	*	*	*	*	*	*	*	*	*	*	*	*	*	*	*	*	*	*	*	*	*	*	*	*	*	*
9/19/2024	05:00	*	*	*	*	*	*	*	*	*	*	*	*	*	*	*	*	*	*	*	*	*	*	*	*	*	*	*	*	*
9/19/2024	06:00	0	0	0	3	0	0	0	0	0	0	0	0	0	0	0	0	0	0	0	3	27.7	28	18 to 28	100.0	3	100.0	0	3	0
9/19/2024	07:00	0	1	2	2	3	1	0	0	0	0	0	0	0	0	0	0	0	0	0	9	27.6	34	24 to 34	66.7	6	66.7	0	8	1
9/19/2024	08:00	0	0	0	1	0	1	0	0	0	0	0	0	0	0	0	0	0	0	0	2	33.5	38	28 to 38	100.0	2	100.0	0	1	1
9/19/2024	09:00	0	0	1	1	1	0	0	0	0	0	0	0	0	0	0	0	0	0	0	3	26.7	31	21 to 31	100.0	1	33.3	0	3	0
9/19/2024	10:00	0	0	0	2	4	3	1	0	0	0	0	0	0	0	0	0	0	0	0	10	33.9	36	26 to 36	80.0	10	100.0	0	9	1
9/19/2024	11:00	0	0	0	0	3	0	0	0	0	0	0	0	0	0	0	0	0	0	0	3	31.3	32	22 to 32	100.0	3	100.0	0	3	0
9/19/2024	12:00	0	0	2	2	2	4	0	1	0	0	0	0	0	0	0	0	0	0	0	11	32.5	37	27 to 37	63.6	9	81.8	0	10	1
9/19/2024	13:00	0	1	0	0	3	0	0	0	0	0	0	0	0	0	0	0	0	0	0	4	28	32	23 to 33	75.0	3	75.0	1	3	0
9/19/2024	14:00	0	0	1	0	1	2	0	1	0	0	0	0	0	0	0	0	0	0	0	5	34.2	38	28 to 38	60.0	4	80.0	0	5	0
9/19/2024	15:00	0	0	1	4	2	2	0	0	0	0	0	0	0	0	0	0	0	0	0	9	30.6	37	28 to 38	77.8	7	77.8	0	8	1
9/19/2024	16:00	0	1	0	1	4	6	2	1	0	0	0	0	0	0	0	0	0	0	0	15	35	41	28 to 38	73.3	14	93.3	0	15	0
9/19/2024	17:00	0	2	2	6	13	5	1	0	0	0	0	0	0	0	0	0	0	0	0	29	30.8	36	24 to 34	72.4	23	79.3	0	29	0
9/19/2024	18:00	0	0	4	8	11	5	0	2	0	0	0	0	0	0	0	0	0	0	0	30	31.3	37	22 to 32	70.0	26	86.7	1	29	0
9/19/2024	19:00	0	0	0	1	1	0	0	0	0	0	0	0	0	0	0	0	0	0	0	2	29	33	23 to 33	100.0	1	50.0	0	2	0
9/19/2024	20:00	0	0	0	0	0	0	1	0	0	0	0	0	0	0	0	0	0	0	0	1	41	41	31 to 41	100.0	1	100.0	0	1	0
9/19/2024	21:00	0	0	0	0	0	0	1	0	0	0	0	0	0	0	0	0	0	0	0	1	41	41	31 to 41	100.0	1	100.0	0	1	0
9/19/2024	22:00	*	*	*	*	*	*	*	*	*	*	*	*	*	*	*	*	*	*	*	*	*	*	*	*	*	*	*	*	*
9/19/2024	23:00	0	0	1	0	0	0	1	0	0	0	0	0	0	0	0	0	0	0	0	2	30.5	41	10 to 20	50.0	1	50.0	0	2	0
24 Hr Summary		0	5	14	31	48	29	7	5	0	0	0	0	0	0	0	0	0	0	139	31.5	37	28 to 38	66.9	115	82.7	2	132	5	

Southbound Histogram

Logging Road

from Thu-Sep-19-2024-06-00-AM to Sun-Sep-29-2024-08-59-PM

Date	Starting Hr:min	<15	15 to <20	20 to <25	25 to <30	30 to <35	35 to <40	40 to <45	45 to <50	50 to <55	55 to <60	60 to <65	65 to <70	70 to <75	75 to <80	80 to <85	85 to <90	90 to <95	95 to >100	Total Counts	Avg Speed (MPH)	85pct Speed	10MPH Pace	% in pace	# of Speeders	% Speeders	VEH_SM	VEH_MED	VEH_LG	
9/20/2024	00:00	*	*	*	*	*	*	*	*	*	*	*	*	*	*	*	*	*	*	*	*	*	*	*	*	*	*	*	*	*
9/20/2024	01:00	*	*	*	*	*	*	*	*	*	*	*	*	*	*	*	*	*	*	*	*	*	*	*	*	*	*	*	*	*
9/20/2024	02:00	*	*	*	*	*	*	*	*	*	*	*	*	*	*	*	*	*	*	*	*	*	*	*	*	*	*	*	*	*
9/20/2024	03:00	*	*	*	*	*	*	*	*	*	*	*	*	*	*	*	*	*	*	*	*	*	*	*	*	*	*	*	*	*
9/20/2024	04:00	*	*	*	*	*	*	*	*	*	*	*	*	*	*	*	*	*	*	*	*	*	*	*	*	*	*	*	*	*
9/20/2024	05:00	*	*	*	*	*	*	*	*	*	*	*	*	*	*	*	*	*	*	*	*	*	*	*	*	*	*	*	*	*
9/20/2024	06:00	0	0	0	0	1	1	0	0	0	0	0	0	0	0	0	0	0	0	0	2	34.5	37	27 to 37	100.0	2	100.0	0	2	0
9/20/2024	07:00	0	0	0	1	0	0	0	0	0	0	0	0	0	0	0	0	0	0	0	1	29	29	19 to 29	100.0	1	100.0	0	1	0
9/20/2024	08:00	1	0	0	2	0	2	0	0	0	0	0	0	0	0	0	0	0	0	0	5	28	36	28 to 38	80.0	4	80.0	1	4	0
9/20/2024	09:00	0	0	1	2	4	2	0	1	0	0	0	0	0	0	0	0	0	0	0	10	32.6	36	27 to 37	70.0	8	80.0	0	9	1
9/20/2024	10:00	0	0	2	1	3	2	0	0	0	0	0	0	0	0	0	0	0	0	0	8	30.3	37	23 to 33	62.5	6	75.0	0	6	2
9/20/2024	11:00	0	0	0	1	5	0	1	0	0	0	0	0	0	0	0	0	0	0	0	7	32.6	34	24 to 34	85.7	7	100.0	0	7	0
9/20/2024	12:00	0	0	0	2	2	0	1	0	0	0	0	0	0	0	0	0	0	0	0	5	31.6	31	21 to 31	80.0	4	80.0	0	5	0
9/20/2024	13:00	0	0	0	1	0	0	0	0	0	0	0	0	0	0	0	0	0	0	0	1	29	29	19 to 29	100.0	1	100.0	0	1	0
9/20/2024	14:00	0	1	4	8	3	0	2	0	0	0	0	0	0	0	0	0	0	0	0	18	28.4	31	23 to 33	83.3	12	66.7	0	18	0
9/20/2024	15:00	0	3	1	5	4	0	0	0	0	0	0	0	0	0	0	0	0	0	0	13	25.5	30.5	23 to 33	76.9	9	69.2	1	12	0
9/20/2024	16:00	0	0	1	3	0	3	0	0	0	0	0	0	0	0	0	0	0	0	0	7	31	37.5	19 to 29	57.1	6	85.7	0	6	1
9/20/2024	17:00	*	*	*	*	*	*	*	*	*	*	*	*	*	*	*	*	*	*	*	*	*	*	*	*	*	*	*	*	*
9/20/2024	18:00	0	0	3	0	1	0	1	0	0	0	0	0	0	0	0	0	0	0	0	5	28.4	32	22 to 32	80.0	2	40.0	0	4	1
9/20/2024	19:00	0	0	1	0	0	0	0	0	0	0	0	0	0	0	0	0	0	0	0	1	22	22	12 to 22	100.0	*	*	0	1	0
9/20/2024	20:00	0	0	0	0	0	1	0	0	0	0	0	0	0	0	0	0	0	0	0	1	35	35	25 to 35	100.0	1	100.0	0	1	0
9/20/2024	21:00	*	*	*	*	*	*	*	*	*	*	*	*	*	*	*	*	*	*	*	*	*	*	*	*	*	*	*	*	*
9/20/2024	22:00	*	*	*	*	*	*	*	*	*	*	*	*	*	*	*	*	*	*	*	*	*	*	*	*	*	*	*	*	*
9/20/2024	23:00	*	*	*	*	*	*	*	*	*	*	*	*	*	*	*	*	*	*	*	*	*	*	*	*	*	*	*	*	*
24 Hr Summary		1	4	13	26	23	11	5	1	0	0	0	0	0	0	0	0	0	0	84	29.5	37	23 to 33	65.5	63	75.0	2	77	5	

Southbound Histogram

Logging Road

from Thu-Sep-19-2024-06-00-AM to Sun-Sep-29-2024-08-59-PM

Date	Starting Hr:min	<15	15 to <20	20 to <25	25 to <30	30 to <35	35 to <40	40 to <45	45 to <50	50 to <55	55 to <60	60 to <65	65 to <70	70 to <75	75 to <80	80 to <85	85 to <90	90 to <95	95 to >100	Total Counts	Avg Speed (MPH)	85pct Speed	10MPH Pace	% in pace	# of Speeders	% Speeders	VEH_SM	VEH_MED	VEH_LG	
9/21/2024	00:00	*	*	*	*	*	*	*	*	*	*	*	*	*	*	*	*	*	*	*	*	*	*	*	*	*	*	*	*	*
9/21/2024	01:00	*	*	*	*	*	*	*	*	*	*	*	*	*	*	*	*	*	*	*	*	*	*	*	*	*	*	*	*	*
9/21/2024	02:00	*	*	*	*	*	*	*	*	*	*	*	*	*	*	*	*	*	*	*	*	*	*	*	*	*	*	*	*	*
9/21/2024	03:00	*	*	*	*	*	*	*	*	*	*	*	*	*	*	*	*	*	*	*	*	*	*	*	*	*	*	*	*	*
9/21/2024	04:00	*	*	*	*	*	*	*	*	*	*	*	*	*	*	*	*	*	*	*	*	*	*	*	*	*	*	*	*	*
9/21/2024	05:00	*	*	*	*	*	*	*	*	*	*	*	*	*	*	*	*	*	*	*	*	*	*	*	*	*	*	*	*	*
9/21/2024	06:00	0	0	1	3	2	1	0	0	0	0	0	0	0	0	0	0	0	0	0	7	30.3	34	24 to 34	85.7	6	85.7	0	7	0
9/21/2024	07:00	0	0	1	3	6	2	2	0	0	0	0	0	0	0	0	0	0	0	0	14	32	36	26 to 36	71.4	12	85.7	0	14	0
9/21/2024	08:00	0	1	0	4	4	3	2	0	0	0	0	0	0	0	0	0	0	0	0	14	31.9	37	25 to 35	64.3	13	92.9	0	14	0
9/21/2024	09:00	0	0	2	2	1	2	0	0	0	0	0	0	0	0	0	0	0	0	0	7	29.6	37	21 to 31	71.4	5	71.4	0	7	0
9/21/2024	10:00	0	0	3	1	3	2	0	0	0	0	0	0	0	0	0	0	0	0	0	9	30.2	37.5	21 to 31	66.7	6	66.7	0	9	0
9/21/2024	11:00	0	0	4	4	4	3	2	0	0	0	0	0	0	0	0	0	0	0	0	17	30.8	37	20 to 30	58.8	13	76.5	0	16	1
9/21/2024	12:00	1	1	2	2	3	3	1	0	1	0	0	0	0	0	0	0	0	0	0	14	30.9	39	23 to 33	42.9	9	64.3	0	13	1
9/21/2024	13:00	0	0	0	1	1	1	0	1	0	0	0	0	0	0	0	0	0	0	0	4	35.3	37	23 to 33	50.0	3	75.0	0	3	1
9/21/2024	14:00	0	0	0	5	5	0	0	0	0	0	0	0	0	0	0	0	0	0	0	10	29.8	31	23 to 33	100.0	9	90.0	0	10	0
9/21/2024	15:00	0	0	0	0	2	1	0	0	0	0	0	0	0	0	0	0	0	0	0	3	33.7	38	28 to 38	100.0	3	100.0	0	3	0
9/21/2024	16:00	*	*	*	*	*	*	*	*	*	*	*	*	*	*	*	*	*	*	*	*	*	*	*	*	*	*	*	*	*
9/21/2024	17:00	0	0	1	0	0	1	0	0	0	1	0	0	0	0	0	0	0	0	0	3	39	59	13 to 23	33.3	2	66.7	0	3	0
9/21/2024	18:00	*	*	*	*	*	*	*	*	*	*	*	*	*	*	*	*	*	*	*	*	*	*	*	*	*	*	*	*	*
9/21/2024	19:00	*	*	*	*	*	*	*	*	*	*	*	*	*	*	*	*	*	*	*	*	*	*	*	*	*	*	*	*	*
9/21/2024	20:00	*	*	*	*	*	*	*	*	*	*	*	*	*	*	*	*	*	*	*	*	*	*	*	*	*	*	*	*	*
9/21/2024	21:00	0	0	0	1	0	0	0	0	0	0	0	0	0	0	0	0	0	0	0	1	26	26	16 to 26	100.0	1	100.0	0	1	0
9/21/2024	22:00	*	*	*	*	*	*	*	*	*	*	*	*	*	*	*	*	*	*	*	*	*	*	*	*	*	*	*	*	*
9/21/2024	23:00	*	*	*	*	*	*	*	*	*	*	*	*	*	*	*	*	*	*	*	*	*	*	*	*	*	*	*	*	*
24 Hr Summary		1	2	14	26	31	19	7	1	1	1	0	0	0	0	0	0	0	0	0	103	31.3	38	24 to 34	62.1	82	79.6	0	100	3

Southbound Histogram

Logging Road

from Thu-Sep-19-2024-06-00-AM to Sun-Sep-29-2024-08-59-PM

Date	Starting Hr:min	<15	15 to <20	20 to <25	25 to <30	30 to <35	35 to <40	40 to <45	45 to <50	50 to <55	55 to <60	60 to <65	65 to <70	70 to <75	75 to <80	80 to <85	85 to <90	90 to <95	95 to >100	Total Counts	Avg Speed (MPH)	85pct Speed	10MPH Pace	% in pace	# of Speeders	% Speeders	VEH_SM	VEH_MED	VEH_LG
9/22/2024	00:00	*	*	*	*	*	*	*	*	*	*	*	*	*	*	*	*	*	*	*	*	*	*	*	*	*	*	*	*
9/22/2024	01:00	*	*	*	*	*	*	*	*	*	*	*	*	*	*	*	*	*	*	*	*	*	*	*	*	*	*	*	*
9/22/2024	02:00	*	*	*	*	*	*	*	*	*	*	*	*	*	*	*	*	*	*	*	*	*	*	*	*	*	*	*	*
9/22/2024	03:00	*	*	*	*	*	*	*	*	*	*	*	*	*	*	*	*	*	*	*	*	*	*	*	*	*	*	*	*
9/22/2024	04:00	*	*	*	*	*	*	*	*	*	*	*	*	*	*	*	*	*	*	*	*	*	*	*	*	*	*	*	*
9/22/2024	05:00	*	*	*	*	*	*	*	*	*	*	*	*	*	*	*	*	*	*	*	*	*	*	*	*	*	*	*	*
9/22/2024	06:00	0	0	1	3	1	2	0	0	0	0	0	0	0	0	0	0	0	0	7	30.3	37	20 to 30	71.4	6	85.7	0	7	0
9/22/2024	07:00	0	0	1	1	4	3	0	0	0	0	0	0	0	0	0	0	0	0	9	31.8	37	27 to 37	77.8	8	88.9	0	9	0
9/22/2024	08:00	0	0	1	4	4	0	0	0	0	0	0	0	0	0	0	0	0	0	9	28.1	31	21 to 31	88.9	7	77.8	0	9	0
9/22/2024	09:00	0	1	2	1	3	0	0	0	0	0	0	0	0	0	0	0	0	0	7	27.1	32	23 to 33	85.7	4	57.1	0	7	0
9/22/2024	10:00	0	1	1	2	5	4	1	0	0	0	0	0	0	0	0	0	0	0	14	32.1	38	29 to 39	64.3	10	71.4	0	14	0
9/22/2024	11:00	0	0	5	5	3	2	0	0	0	0	0	0	0	0	0	0	0	0	15	27.8	34	22 to 32	80.0	8	53.3	0	15	0
9/22/2024	12:00	0	1	2	4	4	2	0	0	0	0	0	0	0	0	0	0	0	0	13	28.2	32	21 to 31	69.2	10	76.9	0	13	0
9/22/2024	13:00	0	1	1	3	2	1	0	0	0	0	0	0	0	0	0	0	0	0	8	27.4	32	22 to 32	75.0	5	62.5	0	8	0
9/22/2024	14:00	0	2	2	1	1	1	0	0	0	0	0	0	0	0	0	0	0	0	7	26.1	34	19 to 29	71.4	3	42.9	0	6	1
9/22/2024	15:00	0	0	1	1	1	1	0	0	0	0	0	0	0	0	0	0	0	0	4	30.5	30	20 to 30	75.0	3	75.0	0	4	0
9/22/2024	16:00	0	0	0	0	2	1	0	0	0	0	0	0	0	0	0	0	0	0	3	33.3	35	25 to 35	100.0	3	100.0	0	3	0
9/22/2024	17:00	0	0	0	0	0	1	0	0	0	0	0	0	0	0	0	0	0	0	1	39	39	29 to 39	100.0	1	100.0	0	1	0
9/22/2024	18:00	0	0	0	3	0	0	0	0	0	0	0	0	0	0	0	0	0	0	3	28.7	29	19 to 29	100.0	3	100.0	0	3	0
9/22/2024	19:00	0	0	0	0	0	0	1	0	0	0	0	0	0	0	0	0	0	0	1	40	40	30 to 40	100.0	1	100.0	0	1	0
9/22/2024	20:00	*	*	*	*	*	*	*	*	*	*	*	*	*	*	*	*	*	*	*	*	*	*	*	*	*	*	*	*
9/22/2024	21:00	*	*	*	*	*	*	*	*	*	*	*	*	*	*	*	*	*	*	*	*	*	*	*	*	*	*	*	*
9/22/2024	22:00	*	*	*	*	*	*	*	*	*	*	*	*	*	*	*	*	*	*	*	*	*	*	*	*	*	*	*	*
9/22/2024	23:00	*	*	*	*	*	*	*	*	*	*	*	*	*	*	*	*	*	*	*	*	*	*	*	*	*	*	*	*
24 Hr Summary		0	6	17	28	30	18	2	0	0	0	0	0	0	0	0	0	0	0	101	29.3	36	24 to 34	66.3	72	71.3	0	100	1

Southbound Histogram

Logging Road

from Thu-Sep-19-2024-06-00-AM to Sun-Sep-29-2024-08-59-PM

Date	Starting Hr:min	<15	15 to <20	20 to <25	25 to <30	30 to <35	35 to <40	40 to <45	45 to <50	50 to <55	55 to <60	60 to <65	65 to <70	70 to <75	75 to <80	80 to <85	85 to <90	90 to <95	95 to >100	Total Counts	Avg Speed (MPH)	85pct Speed	10MPH Pace	% in pace	# of Speeders	% Speeders	VEH_SM	VEH_MED	VEH_LG	
9/23/2024	00:00	*	*	*	*	*	*	*	*	*	*	*	*	*	*	*	*	*	*	*	*	*	*	*	*	*	*	*	*	*
9/23/2024	01:00	*	*	*	*	*	*	*	*	*	*	*	*	*	*	*	*	*	*	*	*	*	*	*	*	*	*	*	*	*
9/23/2024	02:00	*	*	*	*	*	*	*	*	*	*	*	*	*	*	*	*	*	*	*	*	*	*	*	*	*	*	*	*	*
9/23/2024	03:00	*	*	*	*	*	*	*	*	*	*	*	*	*	*	*	*	*	*	*	*	*	*	*	*	*	*	*	*	*
9/23/2024	04:00	*	*	*	*	*	*	*	*	*	*	*	*	*	*	*	*	*	*	*	*	*	*	*	*	*	*	*	*	*
9/23/2024	05:00	*	*	*	*	*	*	*	*	*	*	*	*	*	*	*	*	*	*	*	*	*	*	*	*	*	*	*	*	*
9/23/2024	06:00	0	0	0	0	2	0	0	0	0	0	0	0	0	0	0	0	0	0	2	32.5	34	24 to 34	100.0	2	100.0	0	2	0	
9/23/2024	07:00	0	0	0	0	2	0	0	0	0	0	0	0	0	0	0	0	0	0	2	31	32	22 to 32	100.0	2	100.0	0	2	0	
9/23/2024	08:00	0	0	1	0	1	0	0	0	0	0	0	0	0	0	0	0	0	0	2	27	31	21 to 31	100.0	1	50.0	0	2	0	
9/23/2024	09:00	0	0	0	0	1	0	1	0	0	0	0	0	0	0	0	0	0	0	2	36.5	40	30 to 40	100.0	2	100.0	0	2	0	
9/23/2024	10:00	0	1	0	3	1	1	0	0	0	0	0	0	0	0	0	0	0	0	6	28.2	32	18 to 28	66.7	4	66.7	0	5	1	
9/23/2024	11:00	0	0	0	0	3	1	0	0	0	0	0	0	0	0	0	0	0	0	4	33	32	28 to 38	100.0	4	100.0	0	3	1	
9/23/2024	12:00	0	0	1	2	1	0	0	0	0	0	0	0	0	0	0	0	0	0	4	28	28	24 to 34	100.0	3	75.0	0	4	0	
9/23/2024	13:00	0	0	0	0	0	1	1	0	0	0	0	0	0	0	0	0	0	0	2	39	42	32 to 42	100.0	2	100.0	0	2	0	
9/23/2024	14:00	0	0	0	0	3	1	1	0	0	0	0	0	0	0	0	0	0	0	5	34.2	35	30 to 40	100.0	5	100.0	0	5	0	
9/23/2024	15:00	0	0	0	1	1	0	0	0	0	0	0	0	0	0	0	0	0	0	2	29.5	33	23 to 33	100.0	2	100.0	0	2	0	
9/23/2024	16:00	0	1	3	1	1	2	1	0	0	0	0	0	0	0	0	0	0	0	9	28.3	39	12 to 22	44.4	5	55.6	0	9	0	
9/23/2024	17:00	0	0	1	0	2	3	2	0	0	0	0	0	0	0	0	0	0	0	8	33.9	39.5	30 to 40	87.5	7	87.5	0	8	0	
9/23/2024	18:00	0	3	0	4	6	2	0	0	0	0	0	0	0	0	0	0	0	0	15	28.9	33	25 to 35	73.3	12	80.0	0	15	0	
9/23/2024	19:00	0	0	0	0	1	1	0	0	1	0	0	0	0	0	0	0	0	0	3	39.3	50	26 to 36	66.7	3	100.0	0	3	0	
9/23/2024	20:00	0	0	1	2	0	0	1	0	0	0	0	0	0	0	0	0	0	0	4	31	29	19 to 29	75.0	3	75.0	0	4	0	
9/23/2024	21:00	0	0	0	0	0	1	0	0	0	0	0	0	0	0	0	0	0	0	1	36	36	26 to 36	100.0	1	100.0	0	1	0	
9/23/2024	22:00	*	*	*	*	*	*	*	*	*	*	*	*	*	*	*	*	*	*	*	*	*	*	*	*	*	*	*	*	*
9/23/2024	23:00	0	0	1	0	0	0	0	0	0	0	0	0	0	0	0	0	0	0	1	24	24	14 to 24	100.0	*	*	0	1	0	
24 Hr Summary		0	5	8	13	25	13	7	0	1	0	0	0	0	0	0	0	0	0	72	31.1	38	26 to 36	61.1	58	80.6	0	70	2	

Southbound Histogram

Logging Road

from Thu-Sep-19-2024-06-00-AM to Sun-Sep-29-2024-08-59-PM

Date	Starting Hr:min	<15	15 to <20	20 to <25	25 to <30	30 to <35	35 to <40	40 to <45	45 to <50	50 to <55	55 to <60	60 to <65	65 to <70	70 to <75	75 to <80	80 to <85	85 to <90	90 to <95	95 to >100	Total Counts	Avg Speed (MPH)	85pct Speed	10MPH Pace	% in pace	# of Speeders	% Speeders	VEH_SM	VEH_MED	VEH_LG	
9/24/2024	00:00	*	*	*	*	*	*	*	*	*	*	*	*	*	*	*	*	*	*	*	*	*	*	*	*	*	*	*	*	*
9/24/2024	01:00	*	*	*	*	*	*	*	*	*	*	*	*	*	*	*	*	*	*	*	*	*	*	*	*	*	*	*	*	*
9/24/2024	02:00	*	*	*	*	*	*	*	*	*	*	*	*	*	*	*	*	*	*	*	*	*	*	*	*	*	*	*	*	*
9/24/2024	03:00	*	*	*	*	*	*	*	*	*	*	*	*	*	*	*	*	*	*	*	*	*	*	*	*	*	*	*	*	*
9/24/2024	04:00	*	*	*	*	*	*	*	*	*	*	*	*	*	*	*	*	*	*	*	*	*	*	*	*	*	*	*	*	*
9/24/2024	05:00	0	0	0	0	0	1	0	0	0	0	0	0	0	0	0	0	0	0	0	1	38	38	28 to 38	100.0	1	100.0	0	1	0
9/24/2024	06:00	0	0	0	1	0	0	0	0	0	0	0	0	0	0	0	0	0	0	0	1	27	27	17 to 27	100.0	1	100.0	0	1	0
9/24/2024	07:00	0	0	0	1	1	0	0	0	0	0	0	0	0	0	0	0	0	0	0	2	28.5	32	22 to 32	100.0	1	50.0	0	2	0
9/24/2024	08:00	*	*	*	*	*	*	*	*	*	*	*	*	*	*	*	*	*	*	*	*	*	*	*	*	*	*	*	*	*
9/24/2024	09:00	1	0	2	0	0	0	0	0	0	0	0	0	0	0	0	0	0	0	0	3	19	23	13 to 23	100.0	*	*	0	3	0
9/24/2024	10:00	1	1	1	1	2	0	0	0	0	0	0	0	0	0	0	0	0	0	0	6	24.2	31.5	22 to 32	66.7	3	50.0	0	6	0
9/24/2024	11:00	0	0	2	2	0	0	0	0	0	0	0	0	0	0	0	0	0	0	0	4	24.3	26	18 to 28	100.0	2	50.0	0	3	1
9/24/2024	12:00	0	1	1	2	4	0	0	0	0	0	0	0	0	0	0	0	0	0	0	8	27.1	32	24 to 34	75.0	6	75.0	0	7	1
9/24/2024	13:00	0	1	3	0	0	0	0	0	0	0	0	0	0	0	0	0	0	0	0	4	21.5	22	14 to 24	100.0	*	*	0	4	0
9/24/2024	14:00	0	0	0	0	2	2	0	0	0	0	0	0	0	0	0	0	0	0	0	4	34	34.5	25 to 35	100.0	4	100.0	0	4	0
9/24/2024	15:00	0	0	1	1	3	2	0	0	0	0	0	0	0	0	0	0	0	0	0	7	30.6	35	26 to 36	85.7	6	85.7	0	7	0
9/24/2024	16:00	0	0	2	0	3	2	3	0	0	0	0	0	0	0	0	0	0	0	0	10	34	40.5	31 to 41	70.0	8	80.0	0	10	0
9/24/2024	17:00	0	0	4	5	6	7	1	0	0	0	0	0	0	0	0	0	0	0	0	23	31.6	36.5	27 to 37	69.6	19	82.6	0	23	0
9/24/2024	18:00	0	0	1	2	6	0	1	0	0	0	0	0	0	0	0	0	0	0	0	10	30.3	31	21 to 31	80.0	9	90.0	0	9	1
9/24/2024	19:00	0	0	2	1	2	0	0	0	0	0	0	0	0	0	0	0	0	0	0	5	26.8	30.5	21 to 31	100.0	3	60.0	0	5	0
9/24/2024	20:00	0	0	0	2	1	1	0	0	0	0	0	0	0	0	0	0	0	0	0	4	30.8	32	26 to 36	100.0	4	100.0	0	4	0
9/24/2024	21:00	*	*	*	*	*	*	*	*	*	*	*	*	*	*	*	*	*	*	*	*	*	*	*	*	*	*	*	*	*
9/24/2024	22:00	*	*	*	*	*	*	*	*	*	*	*	*	*	*	*	*	*	*	*	*	*	*	*	*	*	*	*	*	*
9/24/2024	23:00	*	*	*	*	*	*	*	*	*	*	*	*	*	*	*	*	*	*	*	*	*	*	*	*	*	*	*	*	*
24 Hr Summary		2	3	19	18	30	15	5	0	0	0	0	0	0	0	0	0	0	0	0	92	29.3	35	26 to 36	62.0	67	72.8	0	89	3

Southbound Histogram

Logging Road

from Thu-Sep-19-2024-06-00-AM to Sun-Sep-29-2024-08-59-PM

Date	Starting Hr:min	<15	15 to <20	20 to <25	25 to <30	30 to <35	35 to <40	40 to <45	45 to <50	50 to <55	55 to <60	60 to <65	65 to <70	70 to <75	75 to <80	80 to <85	85 to <90	90 to <95	95 to >100	Total Counts	Avg Speed (MPH)	85pct Speed	10MPH Pace	% in pace	# of Speeders	% Speeders	VEH_SM	VEH_MED	VEH_LG
9/25/2024	00:00	0	0	0	1	0	0	0	0	0	0	0	0	0	0	0	0	0	0	1	29	29	19 to 29	100.0	1	100.0	0	1	0
9/25/2024	01:00	*	*	*	*	*	*	*	*	*	*	*	*	*	*	*	*	*	*	*	*	*	*	*	*	*	*	*	*
9/25/2024	02:00	*	*	*	*	*	*	*	*	*	*	*	*	*	*	*	*	*	*	*	*	*	*	*	*	*	*	*	*
9/25/2024	03:00	*	*	*	*	*	*	*	*	*	*	*	*	*	*	*	*	*	*	*	*	*	*	*	*	*	*	*	*
9/25/2024	04:00	*	*	*	*	*	*	*	*	*	*	*	*	*	*	*	*	*	*	*	*	*	*	*	*	*	*	*	*
9/25/2024	05:00	0	0	0	0	1	0	0	0	0	0	0	0	0	0	0	0	0	0	1	31	31	21 to 31	100.0	1	100.0	0	1	0
9/25/2024	06:00	0	0	2	1	0	0	0	0	0	0	0	0	0	0	0	0	0	0	3	23	25	15 to 25	100.0	*	*	0	2	1
9/25/2024	07:00	0	0	1	1	2	2	0	0	0	0	0	0	0	0	0	0	0	0	6	30	34.5	25 to 35	83.3	4	66.7	0	6	0
9/25/2024	08:00	0	0	0	0	1	0	0	0	0	0	0	0	0	0	0	0	0	0	1	32	32	22 to 32	100.0	1	100.0	0	0	1
9/25/2024	09:00	0	0	1	2	0	1	0	0	0	0	0	0	0	0	0	0	0	0	4	28.3	28	18 to 28	75.0	2	50.0	0	4	0
9/25/2024	10:00	0	2	2	1	4	2	0	0	0	0	0	0	0	0	0	0	0	0	11	27.7	33	26 to 36	63.6	7	63.6	0	8	3
9/25/2024	11:00	0	0	1	1	0	1	0	0	0	0	0	0	0	0	0	0	0	0	3	27.3	35	15 to 25	66.7	1	33.3	0	3	0
9/25/2024	12:00	0	0	2	2	2	0	0	0	0	0	0	0	0	0	0	0	0	0	6	27.7	30	21 to 31	100.0	4	66.7	0	5	1
9/25/2024	13:00	0	0	1	0	1	4	1	0	0	0	0	0	0	0	0	0	0	0	7	34.7	39	29 to 39	71.4	6	85.7	0	7	0
9/25/2024	14:00	0	0	0	1	0	1	2	1	0	0	0	0	0	0	0	0	0	0	5	38.2	42	35 to 45	80.0	5	100.0	0	5	0
9/25/2024	15:00	0	0	0	1	2	0	0	0	0	0	0	0	0	0	0	0	0	0	3	30.7	32	22 to 32	100.0	3	100.0	0	3	0
9/25/2024	16:00	0	0	7	7	25	7	1	1	0	0	0	0	0	0	0	0	0	0	48	31.1	35	29 to 39	75.0	41	85.4	1	45	2
9/25/2024	17:00	0	13	20	18	9	8	0	0	0	0	0	0	0	0	0	0	0	0	68	25.2	32	18 to 28	60.3	30	44.1	1	66	1
9/25/2024	18:00	0	2	1	1	3	2	1	0	0	0	0	0	0	0	0	0	0	0	10	29.2	35	26 to 36	60.0	7	70.0	0	9	1
9/25/2024	19:00	0	0	0	1	0	0	0	0	0	0	0	0	0	0	0	0	0	0	1	29	29	19 to 29	100.0	1	100.0	0	1	0
9/25/2024	20:00	*	*	*	*	*	*	*	*	*	*	*	*	*	*	*	*	*	*	*	*	*	*	*	*	*	*	*	*
9/25/2024	21:00	*	*	*	*	*	*	*	*	*	*	*	*	*	*	*	*	*	*	*	*	*	*	*	*	*	*	*	*
9/25/2024	22:00	*	*	*	*	*	*	*	*	*	*	*	*	*	*	*	*	*	*	*	*	*	*	*	*	*	*	*	*
9/25/2024	23:00	*	*	*	*	*	*	*	*	*	*	*	*	*	*	*	*	*	*	*	*	*	*	*	*	*	*	*	*
24 Hr Summary		0	17	38	38	50	28	5	2	0	0	0	0	0	0	0	0	0	0	178	28.4	35	21 to 31	55.1	114	64.0	2	166	10

Southbound Histogram

Logging Road

from Thu-Sep-19-2024-06-00-AM to Sun-Sep-29-2024-08-59-PM

Date	Starting Hr:min	<15	15 to <20	20 to <25	25 to <30	30 to <35	35 to <40	40 to <45	45 to <50	50 to <55	55 to <60	60 to <65	65 to <70	70 to <75	75 to <80	80 to <85	85 to <90	90 to <95	95 to >100	Total Counts	Avg Speed (MPH)	85pct Speed	10MPH Pace	% in pace	# of Speeders	% Speeders	VEH_SM	VEH_MED	VEH_LG	
9/26/2024	00:00	*	*	*	*	*	*	*	*	*	*	*	*	*	*	*	*	*	*	*	*	*	*	*	*	*	*	*	*	*
9/26/2024	01:00	*	*	*	*	*	*	*	*	*	*	*	*	*	*	*	*	*	*	*	*	*	*	*	*	*	*	*	*	*
9/26/2024	02:00	*	*	*	*	*	*	*	*	*	*	*	*	*	*	*	*	*	*	*	*	*	*	*	*	*	*	*	*	*
9/26/2024	03:00	*	*	*	*	*	*	*	*	*	*	*	*	*	*	*	*	*	*	*	*	*	*	*	*	*	*	*	*	*
9/26/2024	04:00	*	*	*	*	*	*	*	*	*	*	*	*	*	*	*	*	*	*	*	*	*	*	*	*	*	*	*	*	*
9/26/2024	05:00	*	*	*	*	*	*	*	*	*	*	*	*	*	*	*	*	*	*	*	*	*	*	*	*	*	*	*	*	*
9/26/2024	06:00	*	*	*	*	*	*	*	*	*	*	*	*	*	*	*	*	*	*	*	*	*	*	*	*	*	*	*	*	*
9/26/2024	07:00	0	2	3	2	2	2	0	0	0	0	0	0	0	0	0	0	0	0	11	26.5	34	16 to 26	54.5	6	54.5	0	11	0	
9/26/2024	08:00	0	0	2	0	0	0	1	0	0	0	0	0	0	0	0	0	0	0	3	28.7	44	12 to 22	66.7	1	33.3	0	3	0	
9/26/2024	09:00	0	0	0	1	0	1	0	0	0	0	0	0	0	0	0	0	0	0	2	33.5	39	18 to 28	50.0	2	100.0	0	2	0	
9/26/2024	10:00	0	0	0	0	2	1	0	0	0	0	0	0	0	0	0	0	0	0	3	33.3	37	27 to 37	100.0	3	100.0	0	2	1	
9/26/2024	11:00	0	0	0	4	2	1	0	0	0	0	0	0	0	0	0	0	0	0	7	29.6	34	24 to 34	85.7	6	85.7	0	7	0	
9/26/2024	12:00	0	0	0	1	1	0	0	0	0	0	0	0	0	0	0	0	0	0	2	30	33	23 to 33	100.0	2	100.0	0	2	0	
9/26/2024	13:00	0	1	0	2	6	1	1	0	0	0	0	0	0	0	0	0	0	0	11	30.5	33	26 to 36	81.8	10	90.9	0	9	2	
9/26/2024	14:00	0	0	1	2	1	5	2	1	0	0	0	0	0	0	0	0	0	0	12	35.5	40	32 to 42	66.7	11	91.7	0	11	1	
9/26/2024	15:00	0	0	3	6	0	2	1	0	0	0	0	0	0	0	0	0	0	0	12	29.6	38	19 to 29	75.0	9	75.0	0	10	2	
9/26/2024	16:00	0	1	1	2	7	2	4	0	0	0	0	0	0	0	0	0	0	0	17	33.1	40	26 to 36	64.7	15	88.2	0	17	0	
9/26/2024	17:00	0	0	1	3	5	7	3	0	0	0	0	0	0	0	0	0	0	0	19	33.7	39	29 to 39	68.4	17	89.5	0	19	0	
9/26/2024	18:00	0	0	8	7	12	3	1	0	0	0	0	0	0	0	0	0	0	0	31	29.4	33	23 to 33	71.0	23	74.2	0	31	0	
9/26/2024	19:00	0	0	0	2	2	0	1	0	0	0	0	0	0	0	0	0	0	0	5	32	33	23 to 33	80.0	5	100.0	0	5	0	
9/26/2024	20:00	0	0	0	0	0	1	0	0	0	0	0	0	0	0	0	0	0	0	1	35	35	25 to 35	100.0	1	100.0	0	1	0	
9/26/2024	21:00	*	*	*	*	*	*	*	*	*	*	*	*	*	*	*	*	*	*	*	*	*	*	*	*	*	*	*	*	*
9/26/2024	22:00	*	*	*	*	*	*	*	*	*	*	*	*	*	*	*	*	*	*	*	*	*	*	*	*	*	*	*	*	*
9/26/2024	23:00	*	*	*	*	*	*	*	*	*	*	*	*	*	*	*	*	*	*	*	*	*	*	*	*	*	*	*	*	*
24 Hr Summary		0	4	19	32	40	26	14	1	0	0	0	0	0	0	0	0	0	0	136	31.1	39	26 to 36	59.6	111	81.6	0	130	6	

Southbound Histogram

Logging Road

from Thu-Sep-19-2024-06-00-AM to Sun-Sep-29-2024-08-59-PM

Date	Starting Hr:min	<15	15 to <20	20 to <25	25 to <30	30 to <35	35 to <40	40 to <45	45 to <50	50 to <55	55 to <60	60 to <65	65 to <70	70 to <75	75 to <80	80 to <85	85 to <90	90 to <95	95 to >100	Total Counts	Avg Speed (MPH)	85pct Speed	10MPH Pace	% in pace	# of Speeders	% Speeders	VEH_SM	VEH_MED	VEH_LG	
9/27/2024	00:00	*	*	*	*	*	*	*	*	*	*	*	*	*	*	*	*	*	*	*	*	*	*	*	*	*	*	*	*	*
9/27/2024	01:00	*	*	*	*	*	*	*	*	*	*	*	*	*	*	*	*	*	*	*	*	*	*	*	*	*	*	*	*	*
9/27/2024	02:00	*	*	*	*	*	*	*	*	*	*	*	*	*	*	*	*	*	*	*	*	*	*	*	*	*	*	*	*	*
9/27/2024	03:00	*	*	*	*	*	*	*	*	*	*	*	*	*	*	*	*	*	*	*	*	*	*	*	*	*	*	*	*	*
9/27/2024	04:00	*	*	*	*	*	*	*	*	*	*	*	*	*	*	*	*	*	*	*	*	*	*	*	*	*	*	*	*	*
9/27/2024	05:00	0	0	0	0	0	1	0	0	0	0	0	0	0	0	0	0	0	0	0	1	36	36	26 to 36	100.0	1	100.0	0	1	0
9/27/2024	06:00	*	*	*	*	*	*	*	*	*	*	*	*	*	*	*	*	*	*	*	*	*	*	*	*	*	*	*	*	*
9/27/2024	07:00	0	2	0	2	3	0	0	0	0	0	0	0	0	0	0	0	0	0	0	7	25.7	31	23 to 33	71.4	4	57.1	0	7	0
9/27/2024	08:00	0	1	0	2	0	2	1	2	0	0	0	0	0	0	0	0	0	0	0	8	35.4	46	37 to 47	50.0	7	87.5	0	8	0
9/27/2024	09:00	0	0	2	0	1	0	0	1	0	0	0	0	0	0	0	0	0	0	0	4	31.5	34	12 to 22	50.0	2	50.0	0	4	0
9/27/2024	10:00	0	0	0	1	3	1	1	0	0	0	0	0	0	0	0	0	0	0	0	6	34.2	36	26 to 36	83.3	6	100.0	0	6	0
9/27/2024	11:00	0	1	3	2	1	0	0	0	0	0	0	0	0	0	0	0	0	0	0	7	25.6	29	23 to 33	85.7	3	42.9	0	6	1
9/27/2024	12:00	0	0	1	2	6	0	1	0	0	0	0	0	0	0	0	0	0	0	0	10	31.1	33	24 to 34	80.0	9	90.0	0	9	1
9/27/2024	13:00	0	1	1	0	0	0	0	0	0	0	0	0	0	0	0	0	0	0	0	2	20.5	23	13 to 23	100.0	*	*	0	2	0
9/27/2024	14:00	0	1	0	1	0	1	2	0	0	0	0	0	0	0	0	0	0	0	0	5	32.2	39.5	30 to 40	60.0	4	80.0	0	5	0
9/27/2024	15:00	0	1	0	1	0	0	0	1	0	0	0	0	0	0	0	0	0	0	0	3	30.3	45	7 to 17	33.3	2	66.7	0	3	0
9/27/2024	16:00	0	0	0	1	1	1	0	0	0	0	0	0	0	0	0	0	0	0	0	3	32	36	26 to 36	100.0	3	100.0	0	3	0
9/27/2024	17:00	0	0	0	1	0	0	0	0	0	0	0	0	0	0	0	0	0	0	0	1	27	27	17 to 27	100.0	1	100.0	0	1	0
9/27/2024	18:00	0	0	0	2	2	0	1	0	0	0	0	0	0	0	0	0	0	0	0	5	31.2	32	22 to 32	80.0	3	60.0	0	4	1
9/27/2024	19:00	*	*	*	*	*	*	*	*	*	*	*	*	*	*	*	*	*	*	*	*	*	*	*	*	*	*	*	*	*
9/27/2024	20:00	*	*	*	*	*	*	*	*	*	*	*	*	*	*	*	*	*	*	*	*	*	*	*	*	*	*	*	*	*
9/27/2024	21:00	*	*	*	*	*	*	*	*	*	*	*	*	*	*	*	*	*	*	*	*	*	*	*	*	*	*	*	*	*
9/27/2024	22:00	*	*	*	*	*	*	*	*	*	*	*	*	*	*	*	*	*	*	*	*	*	*	*	*	*	*	*	*	*
9/27/2024	23:00	0	0	0	1	0	1	0	0	0	0	0	0	0	0	0	0	0	0	0	2	31	37	15 to 25	50.0	1	50.0	0	2	0
24 Hr Summary		0	7	7	16	17	7	6	4	0	0	0	0	0	0	0	0	0	0	0	64	30.5	39	24 to 34	54.7	46	71.9	0	61	3

Southbound Histogram

Logging Road

from Thu-Sep-19-2024-06-00-AM to Sun-Sep-29-2024-08-59-PM

Date	Starting Hr:min	<15	15 to <20	20 to <25	25 to <30	30 to <35	35 to <40	40 to <45	45 to <50	50 to <55	55 to <60	60 to <65	65 to <70	70 to <75	75 to <80	80 to <85	85 to <90	90 to <95	95 to >100	Total Counts	Avg Speed (MPH)	85pct Speed	10MPH Pace	% in pace	# of Speeders	% Speeders	VEH_SM	VEH_MED	VEH_LG	
9/28/2024	00:00	*	*	*	*	*	*	*	*	*	*	*	*	*	*	*	*	*	*	*	*	*	*	*	*	*	*	*	*	*
9/28/2024	01:00	*	*	*	*	*	*	*	*	*	*	*	*	*	*	*	*	*	*	*	*	*	*	*	*	*	*	*	*	*
9/28/2024	02:00	*	*	*	*	*	*	*	*	*	*	*	*	*	*	*	*	*	*	*	*	*	*	*	*	*	*	*	*	*
9/28/2024	03:00	*	*	*	*	*	*	*	*	*	*	*	*	*	*	*	*	*	*	*	*	*	*	*	*	*	*	*	*	*
9/28/2024	04:00	*	*	*	*	*	*	*	*	*	*	*	*	*	*	*	*	*	*	*	*	*	*	*	*	*	*	*	*	*
9/28/2024	05:00	*	*	*	*	*	*	*	*	*	*	*	*	*	*	*	*	*	*	*	*	*	*	*	*	*	*	*	*	*
9/28/2024	06:00	0	0	0	1	0	0	0	0	0	0	0	0	0	0	0	0	0	0	0	1	27	27	17 to 27	100.0	1	100.0	0	1	0
9/28/2024	07:00	0	1	0	1	1	2	0	0	0	0	0	0	0	0	0	0	0	0	0	5	30.8	36.5	27 to 37	80.0	4	80.0	0	5	0
9/28/2024	08:00	1	4	3	5	2	2	1	0	0	0	0	0	0	0	0	0	0	0	0	18	25.7	32	19 to 29	50.0	10	55.6	1	16	1
9/28/2024	09:00	0	0	1	0	0	1	0	0	0	0	0	0	0	0	0	0	0	0	0	2	29	36	12 to 22	50.0	1	50.0	0	2	0
9/28/2024	10:00	0	0	2	6	5	2	0	0	0	0	0	0	0	0	0	0	0	0	0	15	29.3	34	24 to 34	73.3	11	73.3	0	14	1
9/28/2024	11:00	0	0	0	1	4	1	0	1	0	0	0	0	0	0	0	0	0	0	0	7	34.4	39	23 to 33	71.4	6	85.7	0	7	0
9/28/2024	12:00	0	0	0	2	0	1	1	1	0	0	0	0	0	0	0	0	0	0	0	5	35.8	41	25 to 35	60.0	4	80.0	0	4	1
9/28/2024	13:00	0	0	0	4	1	1	1	0	0	0	0	0	0	0	0	0	0	0	0	7	31.3	37	22 to 32	71.4	5	71.4	0	7	0
9/28/2024	14:00	1	1	0	1	0	0	0	0	0	0	0	0	0	0	0	0	0	0	0	3	17.7	29	5 to 15	66.7	1	33.3	0	3	0
9/28/2024	15:00	0	0	2	2	3	2	0	0	0	0	0	0	0	0	0	0	0	0	0	9	29.9	35	26 to 36	77.8	7	77.8	0	7	2
9/28/2024	16:00	0	0	0	1	0	0	1	0	0	0	0	0	0	0	0	0	0	0	0	2	34.5	40	19 to 29	50.0	2	100.0	0	2	0
9/28/2024	17:00	1	1	0	0	0	0	0	0	0	0	0	0	0	0	0	0	0	0	0	2	14.5	15	5 to 15	100.0	*	*	1	1	0
9/28/2024	18:00	0	0	1	0	0	0	0	0	0	1	0	0	0	0	0	0	0	0	0	2	38.5	57	10 to 20	50.0	1	50.0	0	2	0
9/28/2024	19:00	0	0	0	0	1	0	1	0	0	0	0	0	0	0	0	0	0	0	0	2	36	42	20 to 30	50.0	2	100.0	0	2	0
9/28/2024	20:00	*	*	*	*	*	*	*	*	*	*	*	*	*	*	*	*	*	*	*	*	*	*	*	*	*	*	*	*	*
9/28/2024	21:00	*	*	*	*	*	*	*	*	*	*	*	*	*	*	*	*	*	*	*	*	*	*	*	*	*	*	*	*	*
9/28/2024	22:00	0	0	0	0	1	0	0	0	0	0	0	0	0	0	0	0	0	0	0	1	31	31	21 to 31	100.0	1	100.0	0	1	0
9/28/2024	23:00	*	*	*	*	*	*	*	*	*	*	*	*	*	*	*	*	*	*	*	*	*	*	*	*	*	*	*	*	*
24 Hr Summary		3	7	9	24	18	12	5	2	0	1	0	0	0	0	0	0	0	0	81	29.4	37	24 to 34	55.6	56	69.1	2	74	5	

Southbound Histogram

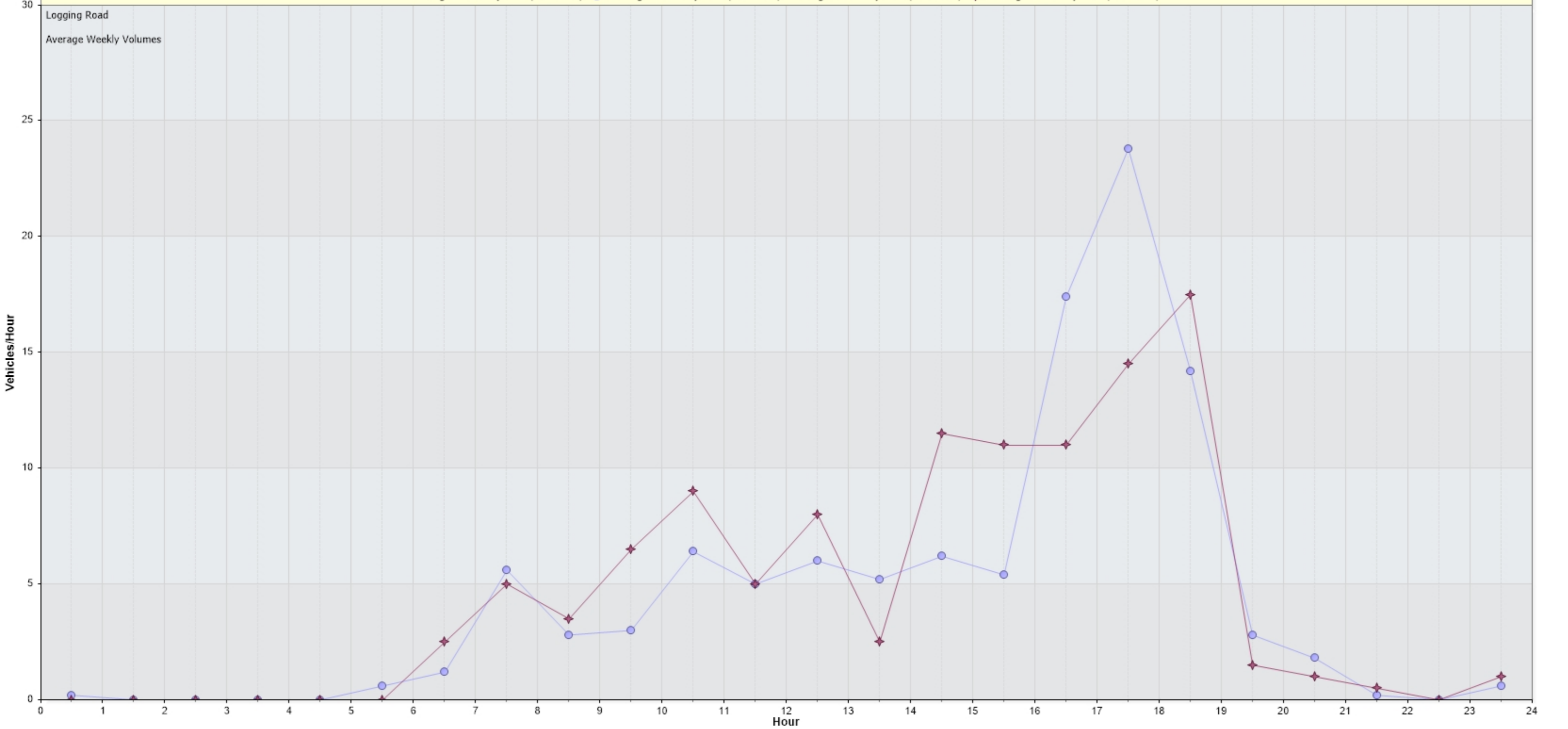
Logging Road

from Thu-Sep-19-2024-06-00-AM to Sun-Sep-29-2024-08-59-PM

Date	Starting Hr:min	<15	15 to <20	20 to <25	25 to <30	30 to <35	35 to <40	40 to <45	45 to <50	50 to <55	55 to <60	60 to <65	65 to <70	70 to <75	75 to <80	80 to <85	85 to <90	90 to <95	95 to >100	Total Counts	Avg Speed (MPH)	85pct Speed	10MPH Pace	% in pace	# of Speeders	% Speeders	VEH_SM	VEH_MED	VEH_LG	
9/29/2024	00:00	*	*	*	*	*	*	*	*	*	*	*	*	*	*	*	*	*	*	*	*	*	*	*	*	*	*	*	*	*
9/29/2024	01:00	*	*	*	*	*	*	*	*	*	*	*	*	*	*	*	*	*	*	*	*	*	*	*	*	*	*	*	*	*
9/29/2024	02:00	*	*	*	*	*	*	*	*	*	*	*	*	*	*	*	*	*	*	*	*	*	*	*	*	*	*	*	*	*
9/29/2024	03:00	*	*	*	*	*	*	*	*	*	*	*	*	*	*	*	*	*	*	*	*	*	*	*	*	*	*	*	*	*
9/29/2024	04:00	*	*	*	*	*	*	*	*	*	*	*	*	*	*	*	*	*	*	*	*	*	*	*	*	*	*	*	*	*
9/29/2024	05:00	0	0	0	1	0	0	0	0	0	0	0	0	0	0	0	0	0	0	0	1	28	28	18 to 28	100.0	1	100.0	0	1	0
9/29/2024	06:00	*	*	*	*	*	*	*	*	*	*	*	*	*	*	*	*	*	*	*	*	*	*	*	*	*	*	*	*	*
9/29/2024	07:00	0	0	0	1	4	2	0	0	0	0	0	0	0	0	0	0	0	0	0	7	32.3	35	25 to 35	85.7	7	100.0	0	6	1
9/29/2024	08:00	0	0	3	2	2	2	0	0	0	0	0	0	0	0	0	0	0	0	0	9	29.3	35	23 to 33	77.8	6	66.7	0	9	0
9/29/2024	09:00	0	0	4	4	3	1	1	0	0	0	0	0	0	0	0	0	0	0	0	13	29	34	20 to 30	69.2	8	61.5	0	13	0
9/29/2024	10:00	0	0	1	1	2	1	1	0	0	0	0	0	0	0	0	0	0	0	0	6	32.7	38	24 to 34	66.7	5	83.3	0	6	0
9/29/2024	11:00	0	1	0	0	1	2	0	0	0	0	0	0	0	0	0	0	0	0	0	4	31.8	36.5	27 to 37	75.0	3	75.0	0	4	0
9/29/2024	12:00	0	0	0	0	2	4	0	0	0	0	0	0	0	0	0	0	0	0	0	6	35.3	38	29 to 39	100.0	6	100.0	0	6	0
9/29/2024	13:00	0	1	0	1	0	1	0	0	0	0	0	0	0	0	0	0	0	0	0	3	26.3	35	25 to 35	66.7	2	66.7	0	3	0
9/29/2024	14:00	0	1	0	1	0	0	1	0	0	0	0	0	0	0	0	0	0	0	0	3	28.7	40	7 to 17	33.3	2	66.7	0	2	1
9/29/2024	15:00	0	0	0	0	1	0	0	0	0	0	0	0	0	0	0	0	0	0	0	1	31	31	21 to 31	100.0	1	100.0	0	1	0
9/29/2024	16:00	0	0	2	0	2	0	0	0	0	0	0	0	0	0	0	0	0	0	0	4	27.3	31	21 to 31	75.0	2	50.0	0	2	2
9/29/2024	17:00	0	0	1	1	0	0	0	0	0	0	0	0	0	0	0	0	0	0	0	2	25.5	28	18 to 28	100.0	1	50.0	0	2	0
9/29/2024	18:00	0	0	0	0	0	1	0	1	0	0	0	0	0	0	0	0	0	0	0	2	42	46	36 to 46	100.0	2	100.0	0	2	0
9/29/2024	19:00	*	*	*	*	*	*	*	*	*	*	*	*	*	*	*	*	*	*	*	*	*	*	*	*	*	*	*	*	*
9/29/2024	20:00	0	0	0	1	1	0	0	0	0	0	0	0	0	0	0	0	0	0	0	2	28.5	30	20 to 30	100.0	2	100.0	0	2	0
9/29/2024	21:00	*	*	*	*	*	*	*	*	*	*	*	*	*	*	*	*	*	*	*	*	*	*	*	*	*	*	*	*	*
9/29/2024	22:00	*	*	*	*	*	*	*	*	*	*	*	*	*	*	*	*	*	*	*	*	*	*	*	*	*	*	*	*	*
9/29/2024	23:00	*	*	*	*	*	*	*	*	*	*	*	*	*	*	*	*	*	*	*	*	*	*	*	*	*	*	*	*	*
24 Hr Summary		0	3	11	13	18	14	3	1	0	0	0	0	0	0	0	0	0	0	0	63	30.6	37	28 to 38	65.1	48	76.2	0	59	4

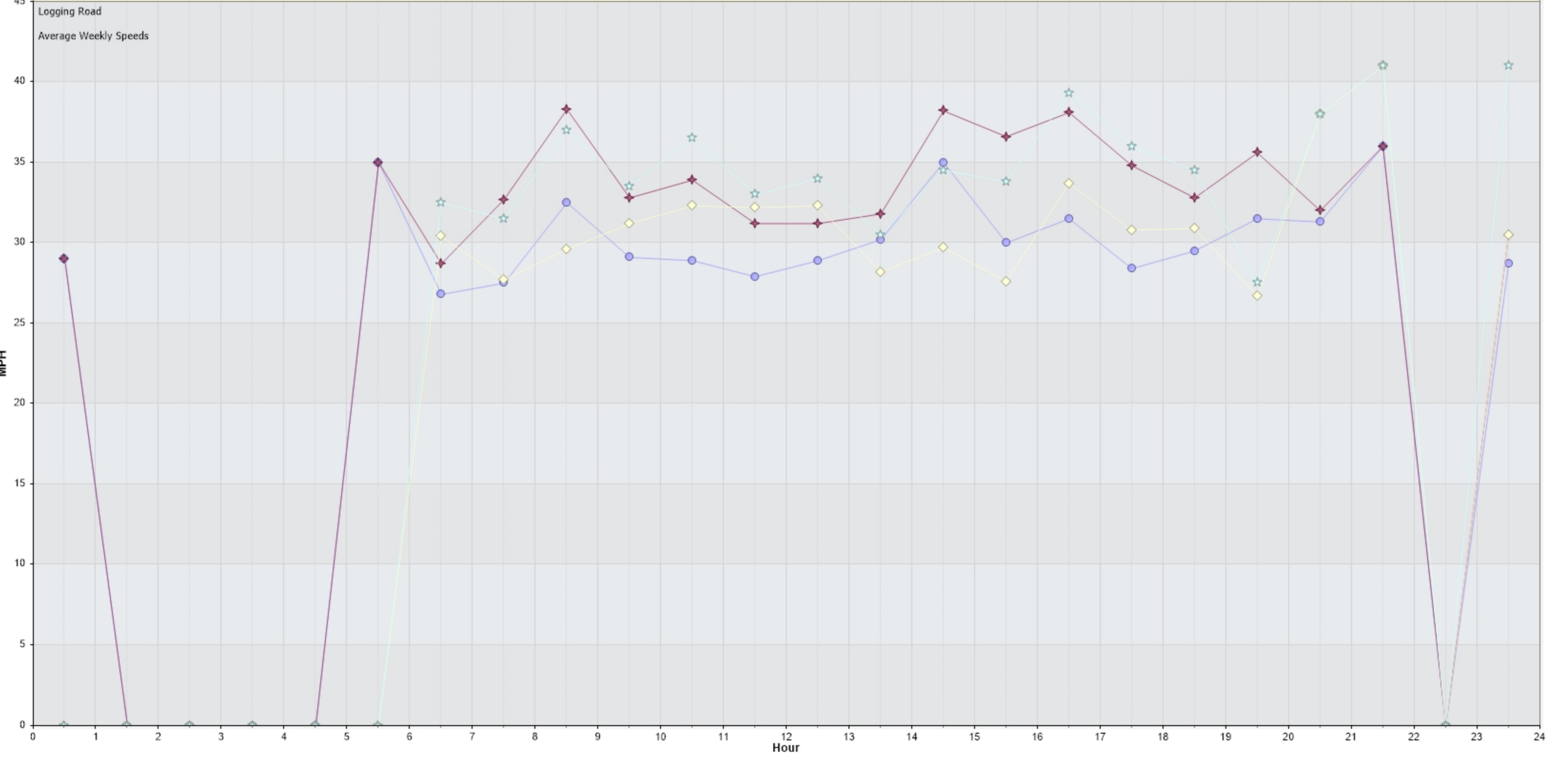
Southbound:Average Hourly Volume for Week of 9/16/2024

Average Counts By Hour (9/23/2024) Average Counts By Hour (9/23/2024) Average Counts By Hour (9/16/2024) Average Counts By Hour (9/16/2024)



Southbound:Average Hourly WEEKDAY Speeds for Week of 9/16/2024

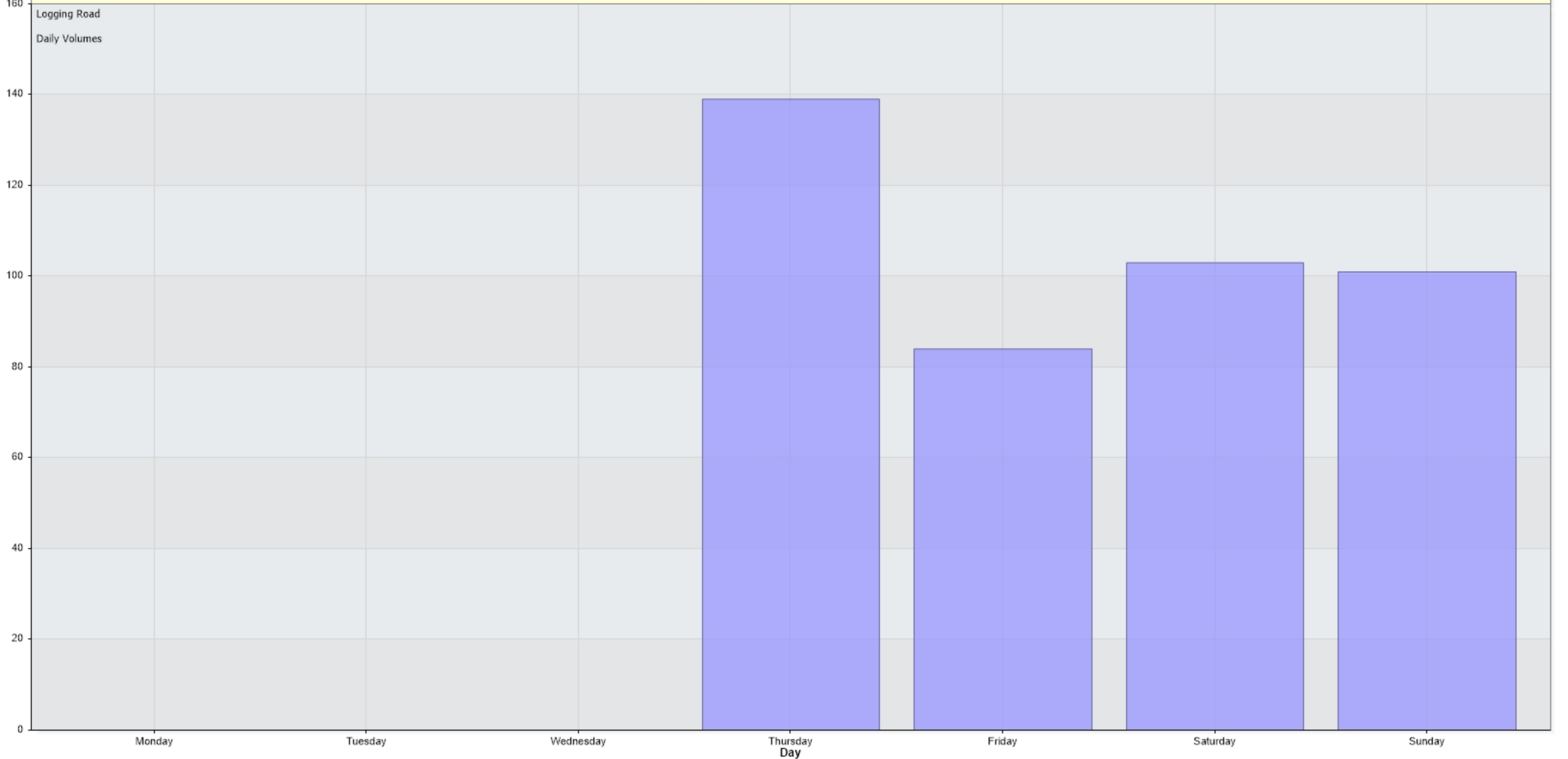
Average Hourly WEEKDAY Speeds By Hour (9/23/2024) Average Hourly WEEKDAY Speeds By Hour (9/16/2024)
85th Percentile Speed By Hour (9/23/2024) 85th Percentile Speed By Hour (9/16/2024)



Southbound:Daily Volume for Week of 9/16/2024

Daily Vehicle Counts

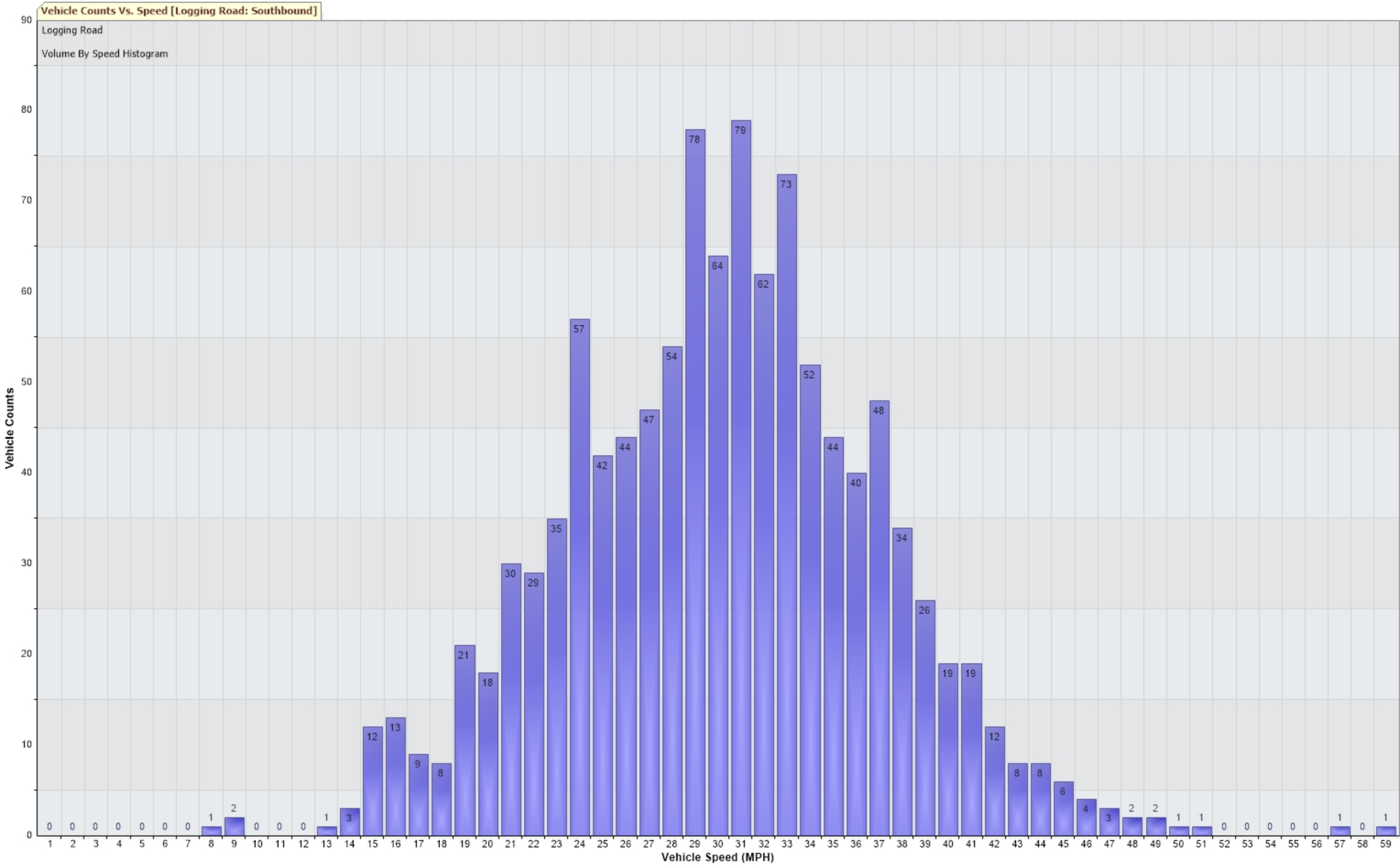
Daily Vehicle Counts



Vehicle Counts Vs. Speed [Logging Road: Southbound]

Logging Road
Volume By Speed Histogram

1,113 Counts



For Project: NE 10th
 Project Notes:
 Location/Name: West Bound
 Report Generated: 8/13/2024 3:41:59 PM
 Speed Intervals: 1 MPH
 Time Intervals: Instant
 Traffic Report From: 7/13/2024 12:00:00 AM through 7/25/2024 11:59:59 PM
85th Percentile Speed: 29 MPH
 85th Percentile Vehicles: 9974
Max Speed: 53 MPH on 7/23/2024 2:34:04 AM
 Total Vehicles: 11734
AADT: 902

Volumes - weekly counts

Time	5 Day	7 Day
Average Daily	957	921
AM Peak	7:00 AM 63	57
PM Peak	5:00 PM 72	67

Speed

Speed Limit: 25
 85th Percentile Speed: 29
 50th Percentile Speed: 23
 10 MPH Pace Interval: 18.0 MPH to 28.0 MPH
 Average Speed: 23.35

	Monday	Tuesday	Wednesday	Thursday	Friday	Saturday	Sunday
Count over limit	598	680	697	699	446	612	549
% over limit	36.6	36.6	39.7	35.0	38.3	32.2	38.5
Avg Speeder	28.9	28.9	29.0	28.9	28.7	28.6	28.8
Avg Speed	23.3	23.3	23.8	23.2	23.6	23.0	23.5

Class Counts

	Number	%
VEH_SM	21	0.2
VEH_MED	11253	95.9
VEH_LG	460	3.9
[VEH_SM=motorcycle,	VEH_MED = sedan,	VEH_LG = truck]

West Bound Summary
NE 10th

from Sat-Jul-13-2024-12-00-AM to Thu-Jul-25-2024-11-59-PM

Day/Time Ending	85th pctl (MPH)	85th pctl cnts	Total Cnts	Max Speed	Avg Speeder	% Speeders	Avg Speed
7/13/2024 1:00:00 AM	26.0	3	3	26	26.0	33.3%	24.3
7/13/2024 2:00:00 AM	32.0	3	3	32	32.0	33.3%	26.3
7/13/2024 3:00:00 AM	18.0	1	1	18	0.0	0.0%	18.0
7/13/2024 4:00:00 AM	21.0	1	1	21	0.0	0.0%	21.0
7/13/2024 5:00:00 AM	31.0	6	7	31	30.0	57.1%	26.1
7/13/2024 6:00:00 AM	30.0	5	6	35	30.0	66.7%	26.7
7/13/2024 7:00:00 AM	30.0	18	21	35	30.7	28.6%	23.0
7/13/2024 8:00:00 AM	28.0	26	30	32	28.8	30.0%	22.0
7/13/2024 9:00:00 AM	28.0	48	57	35	28.7	38.6%	23.9
7/13/2024 10:00:00 AM	27.0	62	73	30	27.6	27.4%	22.1
7/13/2024 11:00:00 AM	26.0	61	72	34	27.4	25.0%	22.2
7/13/2024 12:00:00 PM	27.0	66	78	35	28.0	32.1%	23.1
7/13/2024 1:00:00 PM	29.0	66	78	34	28.5	39.7%	24.2
7/13/2024 2:00:00 PM	28.0	52	61	35	28.4	34.4%	23.3
7/13/2024 3:00:00 PM	27.0	53	62	33	28.2	24.2%	23.1
7/13/2024 4:00:00 PM	27.0	43	51	31	28.5	27.5%	22.7
7/13/2024 5:00:00 PM	28.0	48	56	37	28.4	32.1%	22.9
7/13/2024 6:00:00 PM	29.0	46	54	38	29.5	31.5%	23.0
7/13/2024 7:00:00 PM	28.0	45	53	33	28.5	43.4%	24.0
7/13/2024 8:00:00 PM	27.0	31	37	36	29.3	21.6%	22.4
7/13/2024 9:00:00 PM	23.0	21	25	27	26.3	12.0%	19.0
7/13/2024 10:00:00 PM	27.0	32	38	32	28.8	21.1%	20.8
7/13/2024 11:00:00 PM	27.0	14	16	40	32.0	25.0%	23.9
7/14/2024 12:00:00 AM	26.0	8	10	28	26.5	40.0%	24.0
7/14/2024 1:00:00 AM	22.0	4	5	27	27.0	20.0%	20.8
7/14/2024 2:00:00 AM	21.0	1	1	21	0.0	0.0%	21.0
7/14/2024 3:00:00 AM	20.0	1	1	20	0.0	0.0%	20.0
7/14/2024 4:00:00 AM	26.0	2	2	26	26.0	50.0%	20.5
7/14/2024 5:00:00 AM	31.0	3	4	32	31.0	75.0%	28.8
7/14/2024 6:00:00 AM	32.0	3	4	33	32.5	50.0%	26.3
7/14/2024 7:00:00 AM	29.0	8	10	37	30.8	40.0%	21.9
7/14/2024 8:00:00 AM	27.0	18	21	34	28.2	28.6%	21.1
7/14/2024 9:00:00 AM	28.0	37	44	33	28.4	29.5%	22.8
7/14/2024 10:00:00 AM	29.0	39	46	36	29.1	41.3%	23.2
7/14/2024 11:00:00 AM	29.0	45	53	35	28.5	49.1%	24.6
7/14/2024 12:00:00 PM	29.0	38	45	39	29.4	46.7%	24.3
7/14/2024 1:00:00 PM	29.0	45	53	36	29.0	43.4%	24.0
7/14/2024 2:00:00 PM	29.0	38	45	32	28.7	35.6%	23.6
7/14/2024 3:00:00 PM	29.0	42	49	35	28.8	44.9%	24.0
7/14/2024 4:00:00 PM	29.0	31	37	35	29.4	37.8%	23.9
7/14/2024 5:00:00 PM	31.0	43	51	35	30.0	43.1%	24.2
7/14/2024 6:00:00 PM	29.0	45	53	32	28.4	39.6%	23.3
7/14/2024 7:00:00 PM	27.0	23	27	35	28.2	40.7%	24.0
7/14/2024 8:00:00 PM	28.0	31	37	31	27.9	43.2%	23.8
7/14/2024 9:00:00 PM	27.0	29	34	32	29.0	26.5%	22.7
7/14/2024 10:00:00 PM	28.0	14	16	34	28.8	31.3%	23.1
7/14/2024 11:00:00 PM	24.0	15	18	30	28.0	16.7%	22.1

West Bound Summary
NE 10th

from Sat-Jul-13-2024-12-00-AM to Thu-Jul-25-2024-11-59-PM

7/15/2024 12:00:00 AM	22.0	3	3	22	0.0	0.0%	19.0
7/15/2024 1:00:00 AM	32.0	3	3	32	29.0	100.0%	29.0
7/15/2024 2:00:00 AM	24.0	4	5	26	26.0	20.0%	20.0
7/15/2024 3:00:00 AM	22.0	1	1	22	0.0	0.0%	22.0
7/15/2024 4:00:00 AM	27.0	2	2	27	27.0	50.0%	21.5
7/15/2024 5:00:00 AM	30.0	6	7	33	29.5	57.1%	25.6
7/15/2024 6:00:00 AM	30.0	20	24	37	30.2	41.7%	23.8
7/15/2024 7:00:00 AM	30.0	37	43	34	28.9	60.5%	25.5
7/15/2024 8:00:00 AM	30.0	53	62	33	28.4	48.4%	24.2
7/15/2024 9:00:00 AM	29.0	42	49	31	28.2	44.9%	24.1
7/15/2024 10:00:00 AM	29.0	39	46	34	29.1	37.0%	23.0
7/15/2024 11:00:00 AM	30.0	42	49	34	29.3	42.9%	24.2
7/15/2024 12:00:00 PM	28.0	38	45	34	29.1	28.9%	22.7
7/15/2024 1:00:00 PM	30.0	53	62	34	29.1	40.3%	24.1
7/15/2024 2:00:00 PM	28.0	47	55	35	28.2	29.1%	22.3
7/15/2024 3:00:00 PM	28.0	47	55	34	28.5	41.8%	23.9
7/15/2024 4:00:00 PM	27.0	34	40	31	28.0	30.0%	22.4
7/15/2024 5:00:00 PM	30.0	46	54	38	29.6	46.3%	24.3
7/15/2024 6:00:00 PM	28.0	48	56	34	28.9	32.1%	23.3
7/15/2024 7:00:00 PM	29.0	38	45	34	28.3	48.9%	24.1
7/15/2024 8:00:00 PM	27.0	34	40	34	29.1	27.5%	22.7
7/15/2024 9:00:00 PM	28.0	24	28	33	28.4	28.6%	22.7
7/15/2024 10:00:00 PM	27.0	20	23	33	28.4	21.7%	22.2
7/15/2024 11:00:00 PM	22.0	8	10	23	0.0	0.0%	19.3
7/16/2024 12:00:00 AM	31.0	11	13	35	31.2	38.5%	24.2
7/16/2024 1:00:00 AM	21.0	2	2	21	0.0	0.0%	20.5
7/16/2024 2:00:00 AM	21.0	3	3	21	0.0	0.0%	19.3
7/16/2024 3:00:00 AM	33.0	1	1	33	33.0	100.0%	33.0
7/16/2024 4:00:00 AM	26.0	3	3	26	26.0	33.3%	19.0
7/16/2024 5:00:00 AM	30.0	12	14	36	29.3	64.3%	25.8
7/16/2024 6:00:00 AM	30.0	14	17	33	29.4	47.1%	24.3
7/16/2024 7:00:00 AM	29.0	39	46	32	28.4	47.8%	24.2
7/16/2024 8:00:00 AM	28.0	65	76	34	28.6	38.2%	23.5
7/16/2024 9:00:00 AM	29.0	54	63	37	28.6	46.0%	23.4
7/16/2024 10:00:00 AM	27.0	47	55	32	27.7	27.3%	21.3
7/16/2024 11:00:00 AM	27.0	35	41	31	27.7	31.7%	22.2
7/16/2024 12:00:00 PM	29.0	38	45	35	28.7	42.2%	23.9
7/16/2024 1:00:00 PM	29.0	48	57	31	28.6	33.3%	22.4
7/16/2024 2:00:00 PM	28.0	60	70	35	28.3	27.1%	22.7
7/16/2024 3:00:00 PM	28.0	55	65	38	29.0	40.0%	23.8
7/16/2024 4:00:00 PM	29.0	40	47	35	28.3	44.7%	23.4
7/16/2024 5:00:00 PM	29.0	60	71	35	29.1	33.8%	23.5
7/16/2024 6:00:00 PM	29.0	60	71	33	29.0	32.4%	23.6
7/16/2024 7:00:00 PM	30.0	60	71	36	29.3	40.8%	23.9
7/16/2024 8:00:00 PM	27.0	38	45	38	28.7	26.7%	22.4
7/16/2024 9:00:00 PM	27.0	23	27	35	29.1	29.6%	22.5
7/16/2024 10:00:00 PM	25.0	17	20	30	28.0	15.0%	21.2
7/16/2024 11:00:00 PM	24.0	13	15	28	28.0	6.7%	19.7

West Bound Summary
NE 10th

from Sat-Jul-13-2024-12-00-AM to Thu-Jul-25-2024-11-59-PM

7/17/2024 12:00:00 AM	23.0	5	6	23	0.0	0.0%	21.0
7/17/2024 1:00:00 AM	29.0	3	3	29	28.0	66.7%	23.7
7/17/2024 2:00:00 AM	17.0	1	1	17	0.0	0.0%	17.0
7/17/2024 3:00:00 AM	**No Data**						
7/17/2024 4:00:00 AM	25.0	1	1	25	0.0	0.0%	25.0
7/17/2024 5:00:00 AM	33.0	13	15	34	29.7	66.7%	26.9
7/17/2024 6:00:00 AM	33.0	20	24	47	31.3	50.0%	25.5
7/17/2024 7:00:00 AM	29.0	33	39	32	28.4	41.0%	23.5
7/17/2024 8:00:00 AM	28.0	56	66	38	28.7	39.4%	23.5
7/17/2024 9:00:00 AM	29.0	48	56	32	28.1	48.2%	24.2
7/17/2024 10:00:00 AM	28.0	52	61	35	28.5	32.8%	23.0
7/17/2024 11:00:00 AM	29.0	49	58	37	29.7	32.8%	22.9
7/17/2024 12:00:00 PM	29.0	38	45	39	29.7	35.6%	24.0
7/17/2024 1:00:00 PM	30.0	48	57	48	30.0	49.1%	24.5
7/17/2024 2:00:00 PM	28.0	45	53	36	28.3	47.2%	23.8
7/17/2024 3:00:00 PM	28.0	37	43	36	28.5	48.8%	24.2
7/17/2024 4:00:00 PM	30.0	43	51	36	29.8	39.2%	24.0
7/17/2024 5:00:00 PM	29.0	63	74	38	28.8	47.3%	24.6
7/17/2024 6:00:00 PM	28.0	53	62	36	29.4	30.6%	23.5
7/17/2024 7:00:00 PM	29.0	48	57	32	28.5	35.1%	23.2
7/17/2024 8:00:00 PM	28.0	26	30	33	28.6	40.0%	24.3
7/17/2024 9:00:00 PM	28.0	30	35	34	28.2	37.1%	22.9
7/17/2024 10:00:00 PM	26.0	16	19	28	27.3	21.1%	21.7
7/17/2024 11:00:00 PM	24.0	14	16	28	27.5	12.5%	20.4
7/18/2024 12:00:00 AM	38.0	1	1	38	38.0	100.0%	38.0
7/18/2024 1:00:00 AM	**No Data**						
7/18/2024 2:00:00 AM	29.0	3	4	31	30.0	50.0%	25.3
7/18/2024 3:00:00 AM	32.0	2	2	32	32.0	50.0%	27.0
7/18/2024 4:00:00 AM	25.0	2	2	25	0.0	0.0%	22.5
7/18/2024 5:00:00 AM	32.0	10	12	33	30.3	58.3%	26.2
7/18/2024 6:00:00 AM	30.0	20	24	34	29.6	41.7%	24.5
7/18/2024 7:00:00 AM	28.0	44	52	32	28.1	42.3%	23.2
7/18/2024 8:00:00 AM	29.0	57	67	34	28.7	40.3%	23.7
7/18/2024 9:00:00 AM	29.0	56	66	35	29.0	34.8%	23.6
7/18/2024 10:00:00 AM	28.0	51	60	32	27.9	41.7%	23.0
7/18/2024 11:00:00 AM	29.0	47	55	34	29.6	29.1%	23.3
7/18/2024 12:00:00 PM	29.0	42	50	38	28.8	42.0%	24.3
7/18/2024 1:00:00 PM	30.0	50	59	41	29.2	39.0%	24.2
7/18/2024 2:00:00 PM	27.0	62	73	35	27.8	28.8%	22.1
7/18/2024 3:00:00 PM	26.0	64	75	32	27.9	21.3%	20.3
7/18/2024 4:00:00 PM	26.0	65	77	35	29.3	22.1%	21.1
7/18/2024 5:00:00 PM	27.0	67	79	33	28.2	25.3%	22.3
7/18/2024 6:00:00 PM	29.0	71	84	35	28.7	40.5%	23.5
7/18/2024 7:00:00 PM	27.0	76	90	37	28.5	31.1%	22.5
7/18/2024 8:00:00 PM	26.0	52	61	49	30.1	19.7%	22.1
7/18/2024 9:00:00 PM	27.0	35	41	31	27.4	24.4%	22.5
7/18/2024 10:00:00 PM	28.0	28	33	37	29.8	27.3%	22.9
7/18/2024 11:00:00 PM	25.0	20	24	30	28.5	16.7%	22.1

West Bound Summary
NE 10th

from Sat-Jul-13-2024-12-00-AM to Thu-Jul-25-2024-11-59-PM

7/19/2024 12:00:00 AM	25.0	21	25	32	28.3	16.0%	21.6
7/19/2024 1:00:00 AM	26.0	7	8	26	26.0	25.0%	22.9
7/19/2024 2:00:00 AM	36.0	3	3	36	32.0	66.7%	29.0
7/19/2024 3:00:00 AM	17.0	2	2	17	0.0	0.0%	16.5
7/19/2024 4:00:00 AM	31.0	3	3	31	28.5	66.7%	26.3
7/19/2024 5:00:00 AM	31.0	7	8	33	29.4	87.5%	28.4
7/19/2024 6:00:00 AM	27.0	14	17	33	29.6	29.4%	23.5
7/19/2024 7:00:00 AM	29.0	38	45	31	28.3	53.3%	25.2
7/19/2024 8:00:00 AM	29.0	37	44	38	28.5	54.5%	24.8
7/19/2024 9:00:00 AM	29.0	58	68	40	28.6	42.6%	23.9
7/19/2024 10:00:00 AM	30.0	53	62	35	29.3	43.5%	23.7
7/19/2024 11:00:00 AM	29.0	60	71	36	28.9	33.8%	23.6
7/19/2024 12:00:00 PM	27.0	60	71	31	27.2	36.6%	22.8
7/19/2024 1:00:00 PM	30.0	62	73	39	29.2	49.3%	24.7
7/19/2024 2:00:00 PM	27.0	60	71	36	28.0	33.8%	22.6
7/19/2024 3:00:00 PM	29.0	60	70	33	28.4	44.3%	23.6
7/19/2024 4:00:00 PM	29.0	83	98	35	28.7	33.7%	23.1
7/19/2024 5:00:00 PM	30.0	71	84	34	29.5	36.9%	23.5
7/19/2024 6:00:00 PM	30.0	76	89	35	28.8	41.6%	24.2
7/19/2024 7:00:00 PM	30.0	58	68	35	29.5	39.7%	24.0
7/19/2024 8:00:00 PM	29.0	47	55	34	29.4	29.1%	22.8
7/19/2024 9:00:00 PM	26.0	43	51	31	26.9	25.5%	21.8
7/19/2024 10:00:00 PM	27.0	27	32	33	28.0	28.1%	23.2
7/19/2024 11:00:00 PM	27.0	26	31	30	27.7	22.6%	22.6
7/20/2024 12:00:00 AM	27.0	35	41	32	28.2	24.4%	23.4
7/20/2024 1:00:00 AM	28.0	19	22	35	29.0	36.4%	24.0
7/20/2024 2:00:00 AM	30.0	8	10	31	29.2	50.0%	24.5
7/20/2024 3:00:00 AM	21.0	2	2	21	0.0	0.0%	17.5
7/20/2024 4:00:00 AM	28.0	4	5	28	28.0	40.0%	23.2
7/20/2024 5:00:00 AM	29.0	4	5	38	33.5	40.0%	26.6
7/20/2024 6:00:00 AM	26.0	5	6	29	27.5	33.3%	20.8
7/20/2024 7:00:00 AM	29.0	14	16	34	28.9	43.8%	24.1
7/20/2024 8:00:00 AM	28.0	33	39	35	28.7	41.0%	23.8
7/20/2024 9:00:00 AM	26.0	36	42	32	27.4	23.8%	21.9
7/20/2024 10:00:00 AM	28.0	54	63	35	28.5	34.9%	23.3
7/20/2024 11:00:00 AM	29.0	75	88	36	28.7	33.0%	22.6
7/20/2024 12:00:00 PM	28.0	71	83	33	27.9	32.5%	22.2
7/20/2024 1:00:00 PM	28.0	60	71	31	28.1	32.4%	23.0
7/20/2024 2:00:00 PM	28.0	64	75	34	28.3	30.7%	22.1
7/20/2024 3:00:00 PM	29.0	53	62	35	29.0	38.7%	23.8
7/20/2024 4:00:00 PM	28.0	54	64	34	28.2	31.3%	22.7
7/20/2024 5:00:00 PM	30.0	37	44	38	30.7	31.8%	23.7
7/20/2024 6:00:00 PM	29.0	63	74	33	28.7	45.9%	24.4
7/20/2024 7:00:00 PM	29.0	50	59	34	28.7	47.5%	24.4
7/20/2024 8:00:00 PM	27.0	37	43	34	28.4	32.6%	23.1
7/20/2024 9:00:00 PM	26.0	31	37	35	28.6	21.6%	22.0
7/20/2024 10:00:00 PM	24.0	31	37	32	28.3	10.8%	20.9
7/20/2024 11:00:00 PM	28.0	26	31	30	29.3	18.8%	23.5

West Bound Summary
NE 10th

from Sat-Jul-13-2024-12-00-AM to Thu-Jul-25-2024-11-59-PM

7/21/2024 12:00:00 AM	26.0	26	30	30	27.5	26.7%	22.7
7/21/2024 1:00:00 AM	26.0	26	30	27	26.4	26.7%	22.6
7/21/2024 2:00:00 AM	27.0	13	15	30	27.4	33.3%	23.4
7/21/2024 3:00:00 AM	24.0	8	9	27	27.0	11.1%	22.0
7/21/2024 4:00:00 AM	26.0	4	5	35	30.5	40.0%	24.4
7/21/2024 5:00:00 AM	21.0	1	1	21	0.0	0.0%	21.0
7/21/2024 6:00:00 AM	36.0	7	8	37	30.8	75.0%	28.1
7/21/2024 7:00:00 AM	31.0	8	9	35	30.7	33.3%	22.3
7/21/2024 8:00:00 AM	28.0	18	21	31	28.0	33.3%	22.8
7/21/2024 9:00:00 AM	29.0	43	51	36	28.9	37.3%	22.7
7/21/2024 10:00:00 AM	28.0	55	65	32	28.0	43.1%	23.8
7/21/2024 11:00:00 AM	29.0	46	54	34	28.7	40.7%	23.6
7/21/2024 12:00:00 PM	29.0	52	61	34	29.0	39.3%	23.3
7/21/2024 1:00:00 PM	29.0	59	69	41	28.7	50.7%	24.6
7/21/2024 2:00:00 PM	27.0	49	58	38	28.2	37.9%	23.5
7/21/2024 3:00:00 PM	30.0	37	44	33	29.2	45.5%	24.0
7/21/2024 4:00:00 PM	28.0	42	50	32	28.7	30.0%	22.5
7/21/2024 5:00:00 PM	30.0	42	49	33	29.0	40.8%	24.2
7/21/2024 6:00:00 PM	30.0	29	34	33	29.3	44.1%	24.4
7/21/2024 7:00:00 PM	28.0	31	36	35	28.6	36.1%	22.9
7/21/2024 8:00:00 PM	29.0	22	26	31	28.8	38.5%	24.5
7/21/2024 9:00:00 PM	27.0	32	38	35	29.9	21.1%	22.3
7/21/2024 10:00:00 PM	27.0	19	22	31	28.5	27.3%	23.0
7/21/2024 11:00:00 PM	24.0	8	9	27	27.0	11.1%	20.2
7/22/2024 12:00:00 AM	26.0	2	2	26	26.0	50.0%	23.5
7/22/2024 1:00:00 AM	16.0	1	1	16	0.0	0.0%	16.0
7/22/2024 2:00:00 AM	27.0	3	3	27	27.0	33.3%	20.0
7/22/2024 3:00:00 AM	**No Data**						
7/22/2024 4:00:00 AM	32.0	1	1	32	32.0	100.0%	32.0
7/22/2024 5:00:00 AM	33.0	12	14	33	29.3	64.3%	26.3
7/22/2024 6:00:00 AM	33.0	14	17	38	32.8	47.1%	26.4
7/22/2024 7:00:00 AM	28.0	37	44	34	28.6	38.6%	23.5
7/22/2024 8:00:00 AM	29.0	46	54	32	28.6	40.7%	24.1
7/22/2024 9:00:00 AM	29.0	47	55	35	29.4	34.5%	23.2
7/22/2024 10:00:00 AM	30.0	42	50	33	30.5	30.0%	22.4
7/22/2024 11:00:00 AM	29.0	38	45	36	29.4	33.3%	23.1
7/22/2024 12:00:00 PM	28.0	36	42	30	28.0	28.6%	21.9
7/22/2024 1:00:00 PM	28.0	53	62	35	28.5	30.6%	22.2
7/22/2024 2:00:00 PM	30.0	41	48	34	29.7	41.7%	23.7
7/22/2024 3:00:00 PM	30.0	42	49	34	28.9	42.9%	23.2
7/22/2024 4:00:00 PM	29.0	35	41	34	29.0	36.6%	23.7
7/22/2024 5:00:00 PM	29.0	57	67	35	28.6	41.8%	23.7
7/22/2024 6:00:00 PM	28.0	47	55	35	28.2	40.0%	23.1
7/22/2024 7:00:00 PM	27.0	35	41	31	27.7	26.8%	21.6
7/22/2024 8:00:00 PM	27.0	40	47	29	27.5	25.5%	22.2
7/22/2024 9:00:00 PM	26.0	25	29	31	28.2	17.2%	21.3
7/22/2024 10:00:00 PM	27.0	24	28	38	29.3	25.0%	22.5
7/22/2024 11:00:00 PM	24.0	14	16	25	0.0	0.0%	19.6

West Bound Summary
NE 10th

from Sat-Jul-13-2024-12-00-AM to Thu-Jul-25-2024-11-59-PM

7/23/2024 12:00:00 AM	24.0	5	6	35	35.0	16.7%	23.7
7/23/2024 1:00:00 AM	**No Data**						
7/23/2024 2:00:00 AM	23.0	2	2	23	0.0	0.0%	22.0
7/23/2024 3:00:00 AM	53.0	1	1	53	53.0	100.0%	53.0
7/23/2024 4:00:00 AM	21.0	1	1	21	0.0	0.0%	21.0
7/23/2024 5:00:00 AM	30.0	11	13	32	29.3	53.8%	25.1
7/23/2024 6:00:00 AM	31.0	14	16	35	30.2	56.3%	26.2
7/23/2024 7:00:00 AM	30.0	34	40	37	29.4	45.0%	23.6
7/23/2024 8:00:00 AM	29.0	65	76	36	28.5	46.1%	24.3
7/23/2024 9:00:00 AM	28.0	48	56	33	27.6	39.3%	23.5
7/23/2024 10:00:00 AM	29.0	50	59	36	29.8	32.2%	22.5
7/23/2024 11:00:00 AM	30.0	51	60	35	28.9	43.3%	23.7
7/23/2024 12:00:00 PM	30.0	48	57	43	29.9	49.1%	25.2
7/23/2024 1:00:00 PM	28.0	49	58	34	28.7	32.8%	22.5
7/23/2024 2:00:00 PM	29.0	48	57	34	29.7	29.8%	22.8
7/23/2024 3:00:00 PM	28.0	47	55	34	28.1	27.3%	22.1
7/23/2024 4:00:00 PM	29.0	51	60	34	29.1	31.7%	22.6
7/23/2024 5:00:00 PM	28.0	58	68	36	28.3	38.2%	23.6
7/23/2024 6:00:00 PM	29.0	71	84	36	29.3	31.0%	22.8
7/23/2024 7:00:00 PM	30.0	54	64	38	29.2	45.3%	24.5
7/23/2024 8:00:00 PM	29.0	27	32	37	28.8	43.8%	24.0
7/23/2024 9:00:00 PM	27.0	27	32	39	29.8	28.1%	21.8
7/23/2024 10:00:00 PM	27.0	16	19	38	29.2	31.6%	22.8
7/23/2024 11:00:00 PM	26.0	10	12	30	28.3	25.0%	21.0
7/24/2024 12:00:00 AM	29.0	3	3	29	29.0	33.3%	24.3
7/24/2024 1:00:00 AM	36.0	3	3	36	36.0	33.3%	24.3
7/24/2024 2:00:00 AM	22.0	3	4	27	27.0	25.0%	21.5
7/24/2024 3:00:00 AM	29.0	2	2	29	29.0	50.0%	23.5
7/24/2024 4:00:00 AM	22.0	1	1	22	0.0	0.0%	22.0
7/24/2024 5:00:00 AM	31.0	9	11	32	29.9	63.6%	26.4
7/24/2024 6:00:00 AM	30.0	18	21	32	29.0	42.9%	23.5
7/24/2024 7:00:00 AM	28.0	31	37	33	28.4	45.9%	23.8
7/24/2024 8:00:00 AM	29.0	66	78	36	29.2	39.7%	24.6
7/24/2024 9:00:00 AM	30.0	54	63	34	28.8	60.3%	26.1
7/24/2024 10:00:00 AM	31.0	32	38	37	29.5	50.0%	24.6
7/24/2024 11:00:00 AM	31.0	31	36	37	30.9	41.7%	24.5
7/24/2024 12:00:00 PM	28.0	55	65	34	29.1	27.7%	22.7
7/24/2024 1:00:00 PM	30.0	44	52	35	29.2	51.9%	25.1
7/24/2024 2:00:00 PM	28.0	54	64	32	28.1	32.8%	23.3
7/24/2024 3:00:00 PM	30.0	42	49	40	29.2	49.0%	24.2
7/24/2024 4:00:00 PM	30.0	48	57	36	29.5	47.4%	24.7
7/24/2024 5:00:00 PM	29.0	63	74	33	29.4	25.7%	22.7
7/24/2024 6:00:00 PM	29.0	62	73	35	28.7	35.6%	22.9
7/24/2024 7:00:00 PM	28.0	50	59	32	28.3	33.9%	23.6
7/24/2024 8:00:00 PM	29.0	26	31	33	28.9	38.7%	23.5
7/24/2024 9:00:00 PM	28.0	30	35	32	28.5	31.4%	22.6
7/24/2024 10:00:00 PM	25.0	21	25	29	27.5	16.0%	21.6
7/24/2024 11:00:00 PM	23.0	5	6	33	33.0	16.7%	23.3

West Bound Summary
NE 10th

from Sat-Jul-13-2024-12-00-AM to Thu-Jul-25-2024-11-59-PM

7/25/2024 12:00:00 AM	23.0	4	5	25	0.0	0.0%	20.4
7/25/2024 1:00:00 AM	23.0	2	2	23	0.0	0.0%	22.5
7/25/2024 2:00:00 AM	**No Data**						
7/25/2024 3:00:00 AM	20.0	1	1	20	0.0	0.0%	20.0
7/25/2024 4:00:00 AM	31.0	1	1	31	31.0	100.0%	31.0
7/25/2024 5:00:00 AM	31.0	8	9	32	29.6	55.6%	25.7
7/25/2024 6:00:00 AM	32.0	17	20	33	29.7	55.0%	25.8
7/25/2024 7:00:00 AM	31.0	31	37	33	29.3	54.1%	25.4
7/25/2024 8:00:00 AM	29.0	57	67	40	28.7	49.3%	24.9
7/25/2024 9:00:00 AM	30.0	50	59	37	29.0	47.5%	24.4
7/25/2024 10:00:00 AM	29.0	54	64	43	28.7	40.6%	23.7
7/25/2024 11:00:00 AM	32.0	40	47	36	30.6	48.9%	25.7
7/25/2024 12:00:00 PM	28.0	31	36	36	28.8	36.1%	23.6
7/25/2024 1:00:00 PM	29.0	52	61	34	28.8	34.4%	22.7
7/25/2024 2:00:00 PM	29.0	48	56	35	29.0	33.9%	23.5
7/25/2024 3:00:00 PM	29.0	59	69	34	29.1	31.9%	22.8
7/25/2024 4:00:00 PM	29.0	55	65	36	29.3	38.5%	24.1
7/25/2024 5:00:00 PM	30.0	54	63	32	28.6	42.9%	23.9
7/25/2024 6:00:00 PM	30.0	56	66	37	29.7	34.8%	23.5
7/25/2024 7:00:00 PM	28.0	48	57	34	28.4	31.6%	23.2
7/25/2024 8:00:00 PM	28.0	28	33	32	27.6	42.4%	23.5
7/25/2024 9:00:00 PM	28.0	26	31	43	29.6	32.3%	22.9
7/25/2024 10:00:00 PM	25.0	14	17	30	27.7	17.6%	21.2
7/25/2024 11:00:00 PM	27.0	15	18	29	27.4	27.8%	22.4
7/26/2024 12:00:00 AM	24.0	4	5	24	0.0	0.0%	22.2

West Bound Summary
NE 10th

from Sat-Jul-13-2024-12-00-AM to Thu-Jul-25-2024-11-59-PM

Day/Time Ending	85th pctl (MPH)	85th pctl cnts	Total Cnts	Max Speed	Avg Speeder	% Speeders	Avg Speed
7/14/2024 12:00:00 AM	28.0	759	893	40	28.5	30.9%	22.9
7/15/2024 12:00:00 AM	29.0	560	659	39	28.9	39.2%	23.6
7/16/2024 12:00:00 AM	29.0	694	817	38	28.8	38.9%	23.6
7/17/2024 12:00:00 AM	28.0	791	931	38	28.7	35.6%	23.1
7/18/2024 12:00:00 AM	29.0	737	867	48	29.0	40.1%	23.8
7/19/2024 12:00:00 AM	28.0	948	1115	49	28.7	31.6%	22.8
7/20/2024 12:00:00 AM	29.0	990	1165	40	28.7	38.3%	23.6
7/21/2024 12:00:00 AM	28.0	857	1008	38	28.6	33.3%	23.0
7/22/2024 12:00:00 AM	29.0	651	766	41	28.7	38.0%	23.5
7/23/2024 12:00:00 AM	29.0	693	815	38	28.9	34.4%	23.0
7/24/2024 12:00:00 AM	29.0	786	925	53	29.1	37.7%	23.4
7/25/2024 12:00:00 AM	30.0	756	889	40	29.1	39.3%	23.8
7/25/2024 11:59:59 PM	29.0	751	884	43	29.0	39.3%	23.8

West Bound Weekly Counts
NE 10th

from Sat-Jul-13-2024-12-00-AM to Thu-Jul-25-2024-11-59-PM

	7/8/2024	to	7/14/2024							
	Monday	Tuesday	Wednesday	Thursday	Friday	Saturday	Sunday	Week	Weekend	Week Day 85%
Hour	7/8/2024	7/9/2024	7/10/2024	7/11/2024	7/12/2024	7/13/2024	7/14/2024	Day Avg	Avg	Avg Speed
0 - 1	*	*	*	*	*	3	5	0	4	0
1 - 2	*	*	*	*	*	3	1	0	2	0
2 - 3	*	*	*	*	*	1	1	0	1	0
3 - 4	*	*	*	*	*	1	2	0	1.5	0
4 - 5	*	*	*	*	*	7	4	0	5.5	0
5 - 6	*	*	*	*	*	6	4	0	5	0
6 - 7	*	*	*	*	*	21	10	0	15.5	0
7 - 8	*	*	*	*	*	30	21	0	25.5	0
8 - 9	*	*	*	*	*	57	44	0	50.5	0
9 - 10	*	*	*	*	*	73	46	0	59.5	0
10 - 11	*	*	*	*	*	72	53	0	62.5	0
11 - 12	*	*	*	*	*	78	45	0	61.5	0
12 - 13	*	*	*	*	*	78	53	0	65.5	0
13 - 14	*	*	*	*	*	61	45	0	53	0
14 - 15	*	*	*	*	*	62	49	0	55.5	0
15 - 16	*	*	*	*	*	51	37	0	44	0
16 - 17	*	*	*	*	*	56	51	0	53.5	0
17 - 18	*	*	*	*	*	54	53	0	53.5	0
18 - 19	*	*	*	*	*	53	27	0	40	0
19 - 20	*	*	*	*	*	37	37	0	37	0
20 - 21	*	*	*	*	*	25	34	0	29.5	0
21 - 22	*	*	*	*	*	38	16	0	27	0
22 - 23	*	*	*	*	*	16	18	0	17	0
23 - 24	*	*	*	*	*	10	3	0	6.5	0
Totals	0	0	0	0	0	893	659			
% of Total	0%	0%	0%	0%	0%	57.54%	42.46%			

West Bound Weekly Counts
NE 10th

from Sat-Jul-13-2024-12-00-AM to Thu-Jul-25-2024-11-59-PM

	7/15/2024	to	7/21/2024							
	Monday	Tuesday	Wednesday	Thursday	Friday	Saturday	Sunday	Week	Weekend	Week Day 85%
Hour	7/15/2024	7/16/2024	7/17/2024	7/18/2024	7/19/2024	7/20/2024	7/21/2024	Day Avg	Avg	Avg Speed
0 - 1	3	2	3	0	8	22	30	3.2	26	26.88
1 - 2	5	3	1	4	3	10	15	3.2	12.5	25.4
2 - 3	1	1	0	2	2	2	9	1.2	5.5	26
3 - 4	2	3	1	2	3	5	5	2.2	5	26.8
4 - 5	7	14	15	12	8	5	1	11.2	3	31.04
5 - 6	24	17	24	24	17	6	8	21.2	7	29.9
6 - 7	43	46	39	52	45	16	9	45	12.5	28.78
7 - 8	62	76	66	67	44	39	21	63	30	28.42
8 - 9	49	63	56	66	68	42	51	60.4	46.5	28.56
9 - 10	46	55	61	60	62	63	65	56.8	64	28.04
10 - 11	49	41	58	55	71	88	54	54.8	71	28.46
11 - 12	45	45	45	50	71	83	61	51.2	72	28.3
12 - 13	62	57	57	59	73	71	69	61.6	70	29.28
13 - 14	55	70	53	73	71	75	58	64.4	66.5	27.18
14 - 15	55	65	43	75	70	62	44	61.6	53	27.74
15 - 16	40	47	51	77	98	64	50	62.6	57	27.9
16 - 17	54	71	74	79	84	44	49	72.4	46.5	28.76
17 - 18	56	71	62	84	89	74	34	72.4	54	28.34
18 - 19	45	71	57	90	68	59	36	66.2	47.5	28.42
19 - 20	40	45	30	61	55	43	26	46.2	34.5	27.32
20 - 21	28	27	35	41	51	37	38	36.4	37.5	26.78
21 - 22	23	20	19	33	32	37	22	25.4	29.5	26.44
22 - 23	10	15	16	24	31	31	9	19.2	20	24.3
23 - 24	13	6	1	25	41	30	2	17.2	16	28.64
Totals	817	931	867	1115	1165	1008	766			
% of Total	12.25%	13.96%	13%	16.72%	17.47%	15.11%	11.49%			

West Bound Weekly Counts
NE 10th

from Sat-Jul-13-2024-12-00-AM to Thu-Jul-25-2024-11-59-PM

	7/22/2024	to	7/28/2024							
	Monday	Tuesday	Wednesday	Thursday	Friday	Saturday	Sunday	Week	Weekend	Week Day 85%
Hour	7/22/2024	7/23/2024	7/24/2024	7/25/2024	7/26/2024	7/27/2024	7/28/2024	Day Avg	Avg	Avg Speed
0 - 1	1	0	3	2	*	*	*	1.5	0	25
1 - 2	3	2	4	0	*	*	*	2.25	0	24
2 - 3	0	1	2	1	*	*	*	1	0	34
3 - 4	1	1	1	1	*	*	*	1	0	26.5
4 - 5	14	13	11	9	*	*	*	11.75	0	31.08
5 - 6	17	16	21	20	*	*	*	18.5	0	31.25
6 - 7	44	40	37	37	*	*	*	39.5	0	28.88
7 - 8	54	76	78	67	*	*	*	68.75	0	28.88
8 - 9	55	56	63	59	*	*	*	58.25	0	28.75
9 - 10	50	59	38	64	*	*	*	52.75	0	29.25
10 - 11	45	60	36	47	*	*	*	47	0	30
11 - 12	42	57	65	36	*	*	*	50	0	28.3
12 - 13	62	58	52	61	*	*	*	58.25	0	28.42
13 - 14	48	57	64	56	*	*	*	56.25	0	28.48
14 - 15	49	55	49	69	*	*	*	55.5	0	28.78
15 - 16	41	60	57	65	*	*	*	55.75	0	28.92
16 - 17	67	68	74	63	*	*	*	68	0	28.35
17 - 18	55	84	73	66	*	*	*	69.5	0	28.58
18 - 19	41	64	59	57	*	*	*	55.25	0	27.92
19 - 20	47	32	31	33	*	*	*	35.75	0	27.82
20 - 21	29	32	35	31	*	*	*	31.75	0	27.18
21 - 22	28	19	25	17	*	*	*	22.25	0	26
22 - 23	16	12	6	18	*	*	*	13	0	24.88
23 - 24	6	3	5	5	*	*	*	4.75	0	24.92
Totals	815	925	889	884	0	0	0			
% of Total	23.2%	26.33%	25.31%	25.16%	0%	0%	0%			

West Bound Monthly Counts
NE 10th

from Sat-Jul-13-2024-12-00-AM to Thu-Jul-25-2024-11-59-PM

	Jul 2024									
	Monday	Tuesday	Wednesday	Thursday	Friday	Saturday	Sunday	Week	Weekend	Week Day 85%
Hour								Day Avg	Avg	Avg Speed
0 - 1	4	2	6	2	8	25	35	4.4	30	25.3
1 - 2	8	5	5	4	3	13	16	5	14.5	26.8
2 - 3	1	2	2	3	2	3	10	2	6.5	30.6
3 - 4	3	4	2	3	3	6	7	3	6.5	28
4 - 5	21	27	26	21	8	12	5	20.6	8.5	31.16
5 - 6	41	33	45	44	17	12	12	36	12	30.28
6 - 7	87	86	76	89	45	37	19	76.6	28	28.84
7 - 8	116	152	144	134	44	69	42	118	55.5	28.5
8 - 9	104	119	119	125	68	99	95	107	97	28.62
9 - 10	96	114	99	124	62	136	111	99	123.5	28.8
10 - 11	94	101	94	102	71	160	107	92.4	133.5	29.1
11 - 12	87	102	110	86	71	161	106	91.2	133.5	28.24
12 - 13	124	115	109	120	73	149	122	108.2	135.5	29.02
13 - 14	103	127	117	129	71	136	103	109.4	119.5	27.68
14 - 15	104	120	92	144	70	124	93	106	108.5	28.18
15 - 16	81	107	108	142	98	115	87	107.2	101	28.62
16 - 17	121	139	148	142	84	100	100	126.8	100	28.68
17 - 18	111	155	135	150	89	128	87	128	107.5	28.62
18 - 19	86	135	116	147	68	112	63	110.4	87.5	28.42
19 - 20	87	77	61	94	55	80	63	74.8	71.5	27.82
20 - 21	57	59	70	72	51	62	72	61.8	67	26.78
21 - 22	51	39	44	50	32	75	38	43.2	56.5	26.44
22 - 23	26	27	22	42	31	47	27	29.6	37	24.96
23 - 24	19	9	6	30	41	40	5	21	22.5	26.34
Totals	1632	1856	1756	1999	1165	1901	1425			
% of Total	13.91%	15.82%	14.97%	17.04%	9.93%	16.2%	12.14%			

West Bound Weekly Speeds
NE 10th

from Sat-Jul-13-2024-12-00-AM to Thu-Jul-25-2024-11-59-PM

	7/8/2024	to	7/14/2024							
	Monday	Tuesday	Wednesday	Thursday	Friday	Saturday	Sunday	Week	Weekend	Week Day 85%
Hour	7/8/2024	7/9/2024	7/10/2024	7/11/2024	7/12/2024	7/13/2024	7/14/2024	Day Avg	Avg	Avg Speed
0 - 1	*	*	*	*	*	24.33	20.8	0	22.12	0
1 - 2	*	*	*	*	*	26.33	21	0	25	0
2 - 3	*	*	*	*	*	18	20	0	19	0
3 - 4	*	*	*	*	*	21	20.5	0	20.67	0
4 - 5	*	*	*	*	*	26.14	28.75	0	27.09	0
5 - 6	*	*	*	*	*	26.67	26.25	0	26.5	0
6 - 7	*	*	*	*	*	23.05	21.9	0	22.68	0
7 - 8	*	*	*	*	*	21.97	21.14	0	21.63	0
8 - 9	*	*	*	*	*	23.88	22.84	0	23.43	0
9 - 10	*	*	*	*	*	22.05	23.17	0	22.49	0
10 - 11	*	*	*	*	*	22.22	24.6	0	23.23	0
11 - 12	*	*	*	*	*	23.1	24.27	0	23.53	0
12 - 13	*	*	*	*	*	24.22	23.98	0	24.12	0
13 - 14	*	*	*	*	*	23.33	23.62	0	23.45	0
14 - 15	*	*	*	*	*	23.08	24.02	0	23.5	0
15 - 16	*	*	*	*	*	22.67	23.86	0	23.17	0
16 - 17	*	*	*	*	*	22.88	24.24	0	23.52	0
17 - 18	*	*	*	*	*	22.98	23.34	0	23.16	0
18 - 19	*	*	*	*	*	23.96	23.96	0	23.96	0
19 - 20	*	*	*	*	*	22.38	23.76	0	23.07	0
20 - 21	*	*	*	*	*	19	22.68	0	21.12	0
21 - 22	*	*	*	*	*	20.82	23.12	0	21.5	0
22 - 23	*	*	*	*	*	23.88	22.11	0	22.94	0
23 - 24	*	*	*	*	*	24	19	0	22.85	0
Totals	0	0	0	0	0	22.9	23.6			
% of Total	0%	0%	0%	0%	0%	49.25%	50.75%			

West Bound Weekly Speeds
NE 10th

from Sat-Jul-13-2024-12-00-AM to Thu-Jul-25-2024-11-59-PM

	7/15/2024	to	7/21/2024							
	Monday	Tuesday	Wednesday	Thursday	Friday	Saturday	Sunday	Week	Weekend	Week Day 85%
Hour	7/15/2024	7/16/2024	7/17/2024	7/18/2024	7/19/2024	7/20/2024	7/21/2024	Day Avg	Avg	Avg Speed
0 - 1	29	20.5	23.67	0	22.88	23.95	22.57	23.87	23.15	26.88
1 - 2	20	19.33	17	25.25	29	24.5	23.4	22.69	23.84	25.4
2 - 3	22	33	0	27	16.5	17.5	22	23.67	21.18	26
3 - 4	21.5	19	25	22.5	26.33	23.2	24.4	22.64	23.8	26.8
4 - 5	25.57	25.79	26.93	26.17	28.38	26.6	21	26.52	25.67	31.04
5 - 6	23.83	24.29	25.54	24.46	23.53	20.83	28.12	24.39	25	29.9
6 - 7	25.53	24.2	23.54	23.21	25.16	24.12	22.33	24.3	23.48	28.78
7 - 8	24.18	23.53	23.45	23.75	24.82	23.77	22.76	23.87	23.42	28.42
8 - 9	24.06	23.44	24.23	23.62	23.9	21.93	22.73	23.83	22.37	28.56
9 - 10	23	21.29	23	23.03	23.73	23.3	23.83	22.83	23.57	28.04
10 - 11	24.24	22.2	22.93	23.35	23.58	22.59	23.56	23.31	22.96	28.46
11 - 12	22.67	23.93	23.96	24.28	22.76	22.22	23.34	23.46	22.69	28.3
12 - 13	24.13	22.42	24.54	24.24	24.68	22.99	24.61	24.04	23.79	29.28
13 - 14	22.27	22.67	23.81	22.14	22.61	22.13	23.53	22.66	22.74	27.18
14 - 15	23.93	23.8	24.19	20.33	23.6	23.82	24.02	22.99	23.91	27.74
15 - 16	22.42	23.4	24.04	21.08	23.13	22.67	22.5	22.73	22.6	27.9
16 - 17	24.26	23.55	24.58	22.27	23.51	23.73	24.16	23.58	23.96	28.76
17 - 18	23.34	23.56	23.47	23.5	24.17	24.38	24.35	23.65	24.37	28.34
18 - 19	24.07	23.93	23.23	22.51	23.97	24.44	22.86	23.45	23.84	28.42
19 - 20	22.73	22.38	24.27	22.15	22.78	23.09	24.5	22.72	23.62	27.32
20 - 21	22.71	22.52	22.94	22.49	21.8	22.03	22.29	22.42	22.16	26.78
21 - 22	22.17	21.2	21.68	22.91	23.16	20.89	22.95	22.39	21.66	26.44
22 - 23	19.3	19.67	20.44	22.08	22.58	23.45	20.22	21.3	22.72	24.3
23 - 24	24.23	21	38	21.64	23.44	22.73	23.5	23.03	22.78	28.64
Totals	23.5	23.1	23.8	22.8	23.6	23	23.5			
% of Total	14.39%	14.15%	14.57%	13.96%	14.45%	14.08%	14.39%			

West Bound Weekly Speeds
NE 10th

from Sat-Jul-13-2024-12-00-AM to Thu-Jul-25-2024-11-59-PM

	7/22/2024	to	7/28/2024							
	Monday	Tuesday	Wednesday	Thursday	Friday	Saturday	Sunday	Week	Weekend	Week Day 85%
Hour	7/22/2024	7/23/2024	7/24/2024	7/25/2024	7/26/2024	7/27/2024	7/28/2024	Day Avg	Avg	Avg Speed
0 - 1	16	0	24.33	22.5	*	*	*	22.33	*	25
1 - 2	20	22	21.5	0	*	*	*	21.11	*	24
2 - 3	0	53	23.5	20	*	*	*	30	*	34
3 - 4	32	21	22	31	*	*	*	26.5	*	26.5
4 - 5	26.29	25.08	26.36	25.67	*	*	*	25.85	*	31.08
5 - 6	26.35	26.19	23.52	25.75	*	*	*	25.35	*	31.25
6 - 7	23.52	23.62	23.78	25.38	*	*	*	24.04	*	28.88
7 - 8	24.13	24.26	24.55	24.9	*	*	*	24.47	*	28.88
8 - 9	23.24	23.46	26.11	24.44	*	*	*	24.37	*	28.75
9 - 10	22.38	22.46	24.58	23.67	*	*	*	23.19	*	29.25
10 - 11	23.11	23.67	24.47	25.66	*	*	*	24.19	*	30
11 - 12	21.9	25.18	22.72	23.56	*	*	*	23.4	*	28.3
12 - 13	22.23	22.52	25.13	22.67	*	*	*	23.06	*	28.42
13 - 14	23.73	22.77	23.3	23.48	*	*	*	23.3	*	28.48
14 - 15	23.16	22.15	24.16	22.77	*	*	*	23.01	*	28.78
15 - 16	23.68	22.65	24.72	24.09	*	*	*	23.79	*	28.92
16 - 17	23.73	23.65	22.73	23.89	*	*	*	23.47	*	28.35
17 - 18	23.09	22.76	22.89	23.55	*	*	*	23.05	*	28.58
18 - 19	21.63	24.45	23.59	23.23	*	*	*	23.38	*	27.92
19 - 20	22.23	24.03	23.45	23.48	*	*	*	23.19	*	27.82
20 - 21	21.34	21.81	22.63	22.9	*	*	*	22.2	*	27.18
21 - 22	22.46	22.84	21.6	21.24	*	*	*	22.07	*	26
22 - 23	19.56	21	23.33	22.44	*	*	*	21.33	*	24.88
23 - 24	23.67	24.33	20.4	22.2	*	*	*	22.53	*	24.92
Totals	23	23.4	23.8	23.8	0	0	0			
% of Total	24.47%	24.89%	25.32%	25.32%	0%	0%	0%			

West Bound Monthly Speeds
NE 10th

from Sat-Jul-13-2024-12-00-AM to Thu-Jul-25-2024-11-59-PM

	Jul 2024									
	Monday	Tuesday	Wednesday	Thursday	Friday	Saturday	Sunday	Week	Weekend	Week Day 85%
Hour								Day Avg	Avg	Avg Speed
0 - 1	25.75	20.5	24	22.5	22.88	24	22.31	23.45	23.02	25.3
1 - 2	20	20.4	20.6	25.25	29	24.92	23.25	22.12	24	26.8
2 - 3	22	43	23.5	24.67	16.5	17.67	21.8	26.2	20.85	30.6
3 - 4	25	19.5	23.5	25.33	26.33	22.83	23.29	23.67	23.08	28
4 - 5	26.05	25.44	26.69	25.95	28.38	26.33	27.2	26.21	26.59	31.16
5 - 6	24.88	25.21	24.6	25.05	23.53	23.75	27.5	24.78	25.62	30.28
6 - 7	24.52	23.93	23.66	24.11	25.16	23.51	22.11	24.2	23.04	28.84
7 - 8	24.16	23.89	24.05	24.32	24.82	22.99	21.95	24.15	22.59	28.5
8 - 9	23.62	23.45	25.23	24.01	23.9	23.05	22.78	24.07	22.92	28.62
9 - 10	22.68	21.89	23.61	23.36	23.73	22.63	23.56	22.99	23.05	28.8
10 - 11	23.7	23.07	23.52	24.41	23.58	22.42	24.07	23.66	23.09	29.1
11 - 12	22.3	24.63	23.23	23.98	22.76	22.65	23.74	23.43	23.08	28.24
12 - 13	23.18	22.47	24.83	23.44	24.68	23.63	24.34	23.62	23.95	29.02
13 - 14	22.95	22.72	23.53	22.72	22.61	22.67	23.57	22.92	23.06	27.68
14 - 15	23.57	23.04	24.17	21.5	23.6	23.45	24.02	23	23.7	28.18
15 - 16	23.06	22.98	24.4	22.46	23.13	22.67	23.08	23.17	22.85	28.62
16 - 17	23.97	23.6	23.66	22.99	23.51	23.25	24.2	23.53	23.73	28.68
17 - 18	23.22	23.13	23.16	23.52	24.17	23.79	23.74	23.39	23.77	28.62
18 - 19	22.91	24.18	23.41	22.79	23.97	24.21	23.33	23.42	23.9	28.42
19 - 20	22.46	23.06	23.85	22.62	22.78	22.76	24.06	22.9	23.34	27.82
20 - 21	22.02	22.14	22.79	22.67	21.8	20.81	22.47	22.33	21.7	26.78
21 - 22	22.33	22	21.64	22.34	23.16	20.85	23.03	22.25	21.58	26.44
22 - 23	19.46	20.26	21.23	22.24	22.58	23.6	21.48	21.31	22.82	24.96
23 - 24	24.05	22.11	23.33	21.73	23.44	23.05	20.8	22.94	22.8	26.34
Totals	23.3	23.3	23.8	23.2	23.6	23	23.5			
% of Total	14.23%	14.23%	14.54%	14.17%	14.42%	14.05%	14.36%			

West Bound Weekly EightyFifthSpeeds
NE 10th

from Sat-Jul-13-2024-12-00-AM to Thu-Jul-25-2024-11-59-PM

	7/8/2024	to	7/14/2024							
	Monday	Tuesday	Wednesday	Thursday	Friday	Saturday	Sunday	Week	Weekend	Week Day 85%
Hour	7/8/2024	7/9/2024	7/10/2024	7/11/2024	7/12/2024	7/13/2024	7/14/2024	Day Avg	Avg	Avg Speed
0 - 1	*	*	*	*	*	26	22	0	24	0
1 - 2	*	*	*	*	*	32	21	0	26.5	0
2 - 3	*	*	*	*	*	18	20	0	19	0
3 - 4	*	*	*	*	*	21	26	0	23.5	0
4 - 5	*	*	*	*	*	30.5	31	0	30.75	0
5 - 6	*	*	*	*	*	30	32	0	31	0
6 - 7	*	*	*	*	*	30	29	0	29.5	0
7 - 8	*	*	*	*	*	28	27	0	27.5	0
8 - 9	*	*	*	*	*	28	27.2	0	27.6	0
9 - 10	*	*	*	*	*	26.8	28.6	0	27.7	0
10 - 11	*	*	*	*	*	25.7	28.6	0	27.15	0
11 - 12	*	*	*	*	*	26.9	28.5	0	27.7	0
12 - 13	*	*	*	*	*	28.3	28.5	0	28.4	0
13 - 14	*	*	*	*	*	27.8	28.5	0	28.15	0
14 - 15	*	*	*	*	*	26.6	29	0	27.8	0
15 - 16	*	*	*	*	*	27	29	0	28	0
16 - 17	*	*	*	*	*	27.5	30.3	0	28.9	0
17 - 18	*	*	*	*	*	28.5	28.5	0	28.5	0
18 - 19	*	*	*	*	*	28	27	0	27.5	0
19 - 20	*	*	*	*	*	26.5	27.5	0	27	0
20 - 21	*	*	*	*	*	23	27	0	25	0
21 - 22	*	*	*	*	*	27	27.5	0	27.25	0
22 - 23	*	*	*	*	*	27	24	0	25.5	0
23 - 24	*	*	*	*	*	25.7	22	0	23.85	0
Totals	0	0	0	0	0	645.8	649.7			
% of Total	0%	0%	0%	0%	0%	49.85%	50.15%			

West Bound Weekly EightyFifthSpeeds
NE 10th

from Sat-Jul-13-2024-12-00-AM to Thu-Jul-25-2024-11-59-PM

	7/15/2024	to	7/21/2024							
	Monday	Tuesday	Wednesday	Thursday	Friday	Saturday	Sunday	Week	Weekend	Week Day 85%
Hour	7/15/2024	7/16/2024	7/17/2024	7/18/2024	7/19/2024	7/20/2024	7/21/2024	Day Avg	Avg	Avg Speed
0 - 1	32	21	29	0	25.5	28	25.8	26.88	26.9	26.88
1 - 2	24	21	17	29	36	29.5	26.7	25.4	28.1	25.4
2 - 3	22	33	0	32	17	21	24	26	22.5	26
3 - 4	27	26	25	25	31	27.5	26	26.8	26.75	26.8
4 - 5	30	29.7	33	31.5	31	29	21	31.04	25	31.04
5 - 6	30	30	32.5	30	27	26	36	29.9	31	29.9
6 - 7	30	28.7	28.2	28	29	29	31	28.78	30	28.78
7 - 8	29.2	27.9	28	28.7	28.3	28	27.5	28.42	27.75	28.42
8 - 9	29	28.3	28.2	28.3	29	26	28.3	28.56	27.15	28.56
9 - 10	29	26.6	27.5	27.6	29.5	27.8	27.7	28.04	27.75	28.04
10 - 11	29.5	27	28.3	29	28.5	28.1	28.4	28.46	28.25	28.46
11 - 12	28	29	29	28.5	27	27.3	28.7	28.3	28	28.3
12 - 13	29.4	28.2	29.6	29.2	30	27.6	28.7	29.28	28.15	29.28
13 - 14	27.2	27.4	28	26.5	26.8	27.3	27	27.18	27.15	27.18
14 - 15	28	28	28	26	28.7	28.7	29.8	27.74	29.25	27.74
15 - 16	27	28.5	29.8	26	28.2	27.2	27.5	27.9	27.35	27.9
16 - 17	30	28.6	29	26.6	29.6	30	29.8	28.76	29.9	28.76
17 - 18	27.8	28.5	28	28.2	29.2	29	30	28.34	29.5	28.34
18 - 19	28.2	29.2	28.4	27	29.3	28.6	28	28.42	28.3	28.42
19 - 20	27	26.6	28	26	29	27	29	27.32	28	27.32
20 - 21	27.3	27	27.5	26.3	25.8	26	26.5	26.78	26.25	26.78
21 - 22	26.7	25	26	27.5	27	24	27	26.44	25.5	26.44
22 - 23	22	24	24	25	26.5	28	24	24.3	26	24.3
23 - 24	31	22.5	38	25	26.7	26	26	28.64	26	28.64
Totals	671.3	651.7	650	636.9	675.6	656.6	664.4			
% of Total	14.57%	14.15%	14.11%	13.83%	14.67%	14.25%	14.42%			

West Bound Weekly EightyFifthSpeeds
NE 10th

from Sat-Jul-13-2024-12-00-AM to Thu-Jul-25-2024-11-59-PM

	7/22/2024	to	7/28/2024							
	Monday	Tuesday	Wednesday	Thursday	Friday	Saturday	Sunday	Week	Weekend	Week Day 85%
Hour	7/22/2024	7/23/2024	7/24/2024	7/25/2024	7/26/2024	7/27/2024	7/28/2024	Day Avg	Avg	Avg Speed
0 - 1	16	0	36	23	*	*	*	25	0	25
1 - 2	27	23	22	0	*	*	*	24	0	24
2 - 3	0	53	29	20	*	*	*	34	0	34
3 - 4	32	21	22	31	*	*	*	26.5	0	26.5
4 - 5	32.3	30	31	31	*	*	*	31.08	0	31.08
5 - 6	32.7	31	30	31.3	*	*	*	31.25	0	31.25
6 - 7	28	29.3	28	30.2	*	*	*	28.88	0	28.88
7 - 8	29	29	28.9	28.6	*	*	*	28.88	0	28.88
8 - 9	28.7	27.2	29.8	29.3	*	*	*	28.75	0	28.75
9 - 10	29.8	28.8	30.2	28.2	*	*	*	29.25	0	29.25
10 - 11	28.3	29.2	31	31.5	*	*	*	30	0	30
11 - 12	27.5	30	28	27.7	*	*	*	28.3	0	28.3
12 - 13	27.4	28	29.8	28.5	*	*	*	28.42	0	28.42
13 - 14	29.5	28.3	27.7	28.4	*	*	*	28.48	0	28.48
14 - 15	29.3	27.4	29.7	28.7	*	*	*	28.78	0	28.78
15 - 16	28.7	29	29.5	28.5	*	*	*	28.92	0	28.92
16 - 17	28.2	27.8	28.2	29.2	*	*	*	28.35	0	28.35
17 - 18	27.8	28.7	28.6	29.2	*	*	*	28.58	0	28.58
18 - 19	26.7	29.5	28	27.5	*	*	*	27.92	0	27.92
19 - 20	26.5	28.5	29	27.3	*	*	*	27.82	0	27.82
20 - 21	26	27	28	27.7	*	*	*	27.18	0	27.18
21 - 22	27	27	25	25	*	*	*	26	0	26
22 - 23	24	26	23	26.5	*	*	*	24.88	0	24.88
23 - 24	24	29	23	23.7	*	*	*	24.92	0	24.92
Totals	636.4	667.7	675.4	642	0	0	0			
% of Total	24.28%	25.47%	25.76%	24.49%	0%	0%	0%			

West Bound Monthly EightyFifthSpeeds
NE 10th

from Sat-Jul-13-2024-12-00-AM to Thu-Jul-25-2024-11-59-PM

	Jul 2024							Week	Weekend	Week Day 85%
Hour	Monday	Tuesday	Wednesday	Thursday	Friday	Saturday	Sunday	Day Avg	Avg	Avg Speed
0 - 1	28	21	29	23	25.5	27.5	25.8	25.3	26.65	25.3
1 - 2	26	21	22	29	36	30	26.7	26.8	28.35	26.8
2 - 3	22	53	29	32	17	21	23.5	30.6	22.25	30.6
3 - 4	32	21	25	31	31	27.5	26	28	26.75	28
4 - 5	32.2	29.8	31.5	31.3	31	30.5	31	31.16	30.75	31.16
5 - 6	32.2	30.5	30.5	31.2	27	29	33	30.28	31	30.28
6 - 7	28.9	29	28.3	29	29	29	30	28.84	29.5	28.84
7 - 8	29.1	27.9	28.6	28.6	28.3	28	27.2	28.5	27.6	28.5
8 - 9	28.6	27.6	29.1	28.8	29	27.4	27.9	28.62	27.65	28.62
9 - 10	29.6	27.8	29.2	27.9	29.5	27.2	28.2	28.8	27.7	28.8
10 - 11	28.9	28.2	29.7	30.2	28.5	26.7	28.5	29.1	27.6	29.1
11 - 12	27.6	29.8	28.5	28.3	27	27.1	28.6	28.24	27.85	28.24
12 - 13	28.4	28.2	29.7	28.8	30	28	28.6	29.02	28.3	29.02
13 - 14	28.6	27.6	27.9	27.5	26.8	27.6	28	27.68	27.8	27.68
14 - 15	28	27.7	29.3	27.2	28.7	27.3	29.4	28.18	28.35	28.18
15 - 16	28.2	28.8	29.7	28.2	28.2	27.3	28.7	28.62	28	28.62
16 - 17	29.3	28.3	28.5	27.7	29.6	29	30	28.68	29.5	28.68
17 - 18	27.7	28.8	28.6	28.8	29.2	28.8	29.2	28.62	29	28.62
18 - 19	27.7	29.4	28.3	27.4	29.3	28.6	27.8	28.42	28.2	28.42
19 - 20	26.8	27.5	29	26.8	29	26.9	28	27.82	27.45	27.82
20 - 21	26.3	27	27.8	27	25.8	25.5	26.8	26.78	26.15	26.78
21 - 22	26.5	26.5	25.5	26.7	27	25.3	27	26.44	26.15	26.44
22 - 23	22.8	25	24	26.5	26.5	28	24	24.96	26	24.96
23 - 24	31	24	25	25	26.7	25.9	22	26.34	23.95	26.34

Summary of Violators
NE 10th

from Sat-Jul-13-2024-12-00-AM to Thu-Jul-25-2024-11-59-PM

Starting Hour	Count	Average Speed of all Traffic	Violator Counts	Average Speed of Violators
00:00:00	82	23.1	26	28.0
01:00:00	54	23.1	18	28.8
02:00:00	23	23.2	5	34.8
03:00:00	28	23.4	11	28.7
04:00:00	120	26.3	74	29.8
05:00:00	204	24.9	96	30.3
06:00:00	439	24.0	202	28.8
07:00:00	701	23.9	295	28.6
08:00:00	729	23.8	301	28.6
09:00:00	742	23.0	272	28.7
10:00:00	729	23.5	267	29.1
11:00:00	723	23.3	263	28.7
12:00:00	812	23.7	329	28.9
13:00:00	786	23.0	264	28.5
14:00:00	747	23.2	280	28.7
15:00:00	738	23.1	252	28.9
16:00:00	834	23.6	309	29.0
17:00:00	855	23.5	315	28.9
18:00:00	727	23.5	279	28.7
19:00:00	517	23.0	163	28.7
20:00:00	443	22.1	115	28.5
21:00:00	329	22.0	73	28.6
22:00:00	222	21.8	37	28.7
23:00:00	150	22.9	35	28.7

West Bound Histogram

NE 10th

from Sat-Jul-13-2024-12-00-AM to Thu-Jul-25-2024-11-59-PM

Date	Starting Hr:min	<15	15 to <20	20 to <25	25 to <30	30 to <35	35 to <40	40 to <45	45 to <50	50 to <55	55 to <60	60 to <65	65 to <70	70 to <75	75 to <80	80 to <85	85 to <90	90 to <95	95 to >100	Total Counts	Avg Speed (MPH)	85pct Speed	10MPH Pace	% in pace	# of Speeders	% Speeders	VEH_SM	VEH_MED	VEH_LG
7/13/2024	00:00	0	0	1	2	0	0	0	0	0	0	0	0	0	0	0	0	0	0	3	24.3	26	16 to 26	100.0	1	33.3	0	3	0
7/13/2024	01:00	0	0	2	0	1	0	0	0	0	0	0	0	0	0	0	0	0	0	3	26.3	32	22 to 32	100.0	1	33.3	0	3	0
7/13/2024	02:00	0	1	0	0	0	0	0	0	0	0	0	0	0	0	0	0	0	0	1	18	18	8 to 18	100.0	*	*	0	1	0
7/13/2024	03:00	0	0	1	0	0	0	0	0	0	0	0	0	0	0	0	0	0	0	1	21	21	11 to 21	100.0	*	*	0	1	0
7/13/2024	04:00	0	0	3	1	3	0	0	0	0	0	0	0	0	0	0	0	0	0	7	26.1	30.5	21 to 31	100.0	4	57.1	0	7	0
7/13/2024	05:00	0	1	1	2	1	1	0	0	0	0	0	0	0	0	0	0	0	0	6	26.7	30	20 to 30	66.7	4	66.7	0	6	0
7/13/2024	06:00	0	8	5	4	3	1	0	0	0	0	0	0	0	0	0	0	0	0	21	23	30	15 to 25	71.4	6	28.6	0	21	0
7/13/2024	07:00	2	11	6	7	4	0	0	0	0	0	0	0	0	0	0	0	0	0	30	22	28	17 to 27	66.7	9	30.0	0	28	2
7/13/2024	08:00	1	12	18	22	3	1	0	0	0	0	0	0	0	0	0	0	0	0	57	23.9	28	18 to 28	75.4	22	38.6	0	55	2
7/13/2024	09:00	0	22	29	21	1	0	0	0	0	0	0	0	0	0	0	0	0	0	73	22.1	26.8	17 to 27	79.5	20	27.4	0	70	3
7/13/2024	10:00	1	19	31	18	3	0	0	0	0	0	0	0	0	0	0	0	0	0	72	22.2	25.7	16 to 26	86.1	18	25.0	0	70	2
7/13/2024	11:00	2	18	24	29	4	1	0	0	0	0	0	0	0	0	0	0	0	0	78	23.1	26.9	17 to 27	79.5	25	32.1	0	76	2
7/13/2024	12:00	0	14	28	29	7	0	0	0	0	0	0	0	0	0	0	0	0	0	78	24.2	28.3	19 to 29	82.1	31	39.7	0	74	4
7/13/2024	13:00	3	11	19	24	3	1	0	0	0	0	0	0	0	0	0	0	0	0	61	23.3	27.8	18 to 28	77.0	21	34.4	0	60	1
7/13/2024	14:00	1	12	25	21	3	0	0	0	0	0	0	0	0	0	0	0	0	0	62	23.1	26.6	18 to 28	88.7	15	24.2	0	58	4
7/13/2024	15:00	1	14	18	13	5	0	0	0	0	0	0	0	0	0	0	0	0	0	51	22.7	27	17 to 27	76.5	14	27.5	0	48	3
7/13/2024	16:00	2	10	25	14	4	1	0	0	0	0	0	0	0	0	0	0	0	0	56	22.9	27.5	18 to 28	76.8	18	32.1	0	55	1
7/13/2024	17:00	1	17	16	14	4	2	0	0	0	0	0	0	0	0	0	0	0	0	54	23	28.5	17 to 27	70.4	17	31.5	0	54	0
7/13/2024	18:00	2	12	10	22	7	0	0	0	0	0	0	0	0	0	0	0	0	0	53	24	28	18 to 28	73.6	23	43.4	0	51	2
7/13/2024	19:00	3	7	16	8	2	1	0	0	0	0	0	0	0	0	0	0	0	0	37	22.4	26.5	17 to 27	75.7	8	21.6	0	35	2
7/13/2024	20:00	0	17	4	4	0	0	0	0	0	0	0	0	0	0	0	0	0	0	25	19	23	15 to 25	88.0	3	12.0	0	25	0
7/13/2024	21:00	3	15	11	6	3	0	0	0	0	0	0	0	0	0	0	0	0	0	38	20.8	27	13 to 23	73.7	8	21.1	0	37	1
7/13/2024	22:00	0	3	7	4	0	1	1	0	0	0	0	0	0	0	0	0	0	0	16	23.9	27	17 to 27	87.5	4	25.0	0	15	1
7/13/2024	23:00	0	1	5	4	0	0	0	0	0	0	0	0	0	0	0	0	0	0	10	24	25.7	18 to 28	100.0	4	40.0	0	10	0
24 Hr Summary		22	225	305	269	61	10	1	0	0	0	0	0	0	0	0	0	0	0	893	22.9	28	18 to 28	75.0	276	30.9	0	863	30

West Bound Histogram

NE 10th

from Sat-Jul-13-2024-12-00-AM to Thu-Jul-25-2024-11-59-PM

Date	Starting Hr:min	<15	15 to <20	20 to <25	25 to <30	30 to <35	35 to <40	40 to <45	45 to <50	50 to <55	55 to <60	60 to <65	65 to <70	70 to <75	75 to <80	80 to <85	85 to <90	90 to <95	95 to >100	Total Counts	Avg Speed (MPH)	85pct Speed	10MPH Pace	% in pace	# of Speeders	% Speeders	VEH_SM	VEH_MED	VEH_LG
7/14/2024	00:00	0	1	3	1	0	0	0	0	0	0	0	0	0	0	0	0	0	0	5	20.8	22	12 to 22	80.0	1	20.0	0	5	0
7/14/2024	01:00	0	0	1	0	0	0	0	0	0	0	0	0	0	0	0	0	0	0	1	21	21	11 to 21	100.0	*	*	0	1	0
7/14/2024	02:00	0	0	1	0	0	0	0	0	0	0	0	0	0	0	0	0	0	0	1	20	20	10 to 20	100.0	*	*	0	1	0
7/14/2024	03:00	0	1	0	1	0	0	0	0	0	0	0	0	0	0	0	0	0	0	2	20.5	26	5 to 15	50.0	1	50.0	0	2	0
7/14/2024	04:00	0	0	1	0	3	0	0	0	0	0	0	0	0	0	0	0	0	0	4	28.8	31	22 to 32	100.0	3	75.0	0	4	0
7/14/2024	05:00	0	0	2	0	2	0	0	0	0	0	0	0	0	0	0	0	0	0	4	26.3	32	10 to 20	50.0	2	50.0	0	4	0
7/14/2024	06:00	3	1	2	2	1	1	0	0	0	0	0	0	0	0	0	0	0	0	10	21.9	29	10 to 20	60.0	4	40.0	0	10	0
7/14/2024	07:00	3	6	6	5	1	0	0	0	0	0	0	0	0	0	0	0	0	0	21	21.1	27	17 to 27	61.9	6	28.6	0	21	0
7/14/2024	08:00	1	9	18	13	3	0	0	0	0	0	0	0	0	0	0	0	0	0	44	22.8	27.2	18 to 28	81.8	13	29.5	0	41	3
7/14/2024	09:00	4	10	9	18	4	1	0	0	0	0	0	0	0	0	0	0	0	0	46	23.2	28.6	19 to 29	65.2	19	41.3	0	46	0
7/14/2024	10:00	0	12	10	26	4	1	0	0	0	0	0	0	0	0	0	0	0	0	53	24.6	28.6	19 to 29	77.4	26	49.1	0	53	0
7/14/2024	11:00	1	11	9	18	2	4	0	0	0	0	0	0	0	0	0	0	0	0	45	24.3	28.5	18 to 28	75.6	21	46.7	0	41	4
7/14/2024	12:00	1	12	15	18	5	2	0	0	0	0	0	0	0	0	0	0	0	0	53	24	28.5	17 to 27	66.0	23	43.4	0	53	0
7/14/2024	13:00	2	8	12	18	5	0	0	0	0	0	0	0	0	0	0	0	0	0	45	23.6	28.5	18 to 28	68.9	16	35.6	0	44	1
7/14/2024	14:00	1	12	12	17	6	1	0	0	0	0	0	0	0	0	0	0	0	0	49	24	29	18 to 28	69.4	22	44.9	0	49	0
7/14/2024	15:00	0	9	12	10	4	2	0	0	0	0	0	0	0	0	0	0	0	0	37	23.9	29	17 to 27	70.3	14	37.8	0	34	3
7/14/2024	16:00	2	10	15	13	10	1	0	0	0	0	0	0	0	0	0	0	0	0	51	24.2	30.3	19 to 29	58.8	22	43.1	0	50	1
7/14/2024	17:00	0	14	16	16	7	0	0	0	0	0	0	0	0	0	0	0	0	0	53	23.3	28.5	18 to 28	73.6	21	39.6	0	50	3
7/14/2024	18:00	0	6	8	11	1	1	0	0	0	0	0	0	0	0	0	0	0	0	27	24	27	17 to 27	85.2	11	40.7	0	26	1
7/14/2024	19:00	1	8	7	19	2	0	0	0	0	0	0	0	0	0	0	0	0	0	37	23.8	27.5	18 to 28	78.4	16	43.2	0	37	0
7/14/2024	20:00	2	6	13	9	4	0	0	0	0	0	0	0	0	0	0	0	0	0	34	22.7	27	17 to 27	76.5	9	26.5	0	33	1
7/14/2024	21:00	0	3	7	5	1	0	0	0	0	0	0	0	0	0	0	0	0	0	16	23.1	27.5	18 to 28	93.8	5	31.3	0	16	0
7/14/2024	22:00	0	3	12	2	1	0	0	0	0	0	0	0	0	0	0	0	0	0	18	22.1	24	16 to 26	88.9	3	16.7	0	17	1
7/14/2024	23:00	1	0	2	0	0	0	0	0	0	0	0	0	0	0	0	0	0	0	3	19	22	12 to 22	100.0	*	*	0	3	0
24 Hr Summary		22	142	193	222	66	14	0	0	0	0	0	0	0	0	0	0	0	0	659	23.6	29	18 to 28	70.4	258	39.2	0	641	18

West Bound Histogram

NE 10th

from Sat-Jul-13-2024-12-00-AM to Thu-Jul-25-2024-11-59-PM

Date	Starting Hr:min	<15	15 to <20	20 to <25	25 to <30	30 to <35	35 to <40	40 to <45	45 to <50	50 to <55	55 to <60	60 to <65	65 to <70	70 to <75	75 to <80	80 to <85	85 to <90	90 to <95	95 to >100	Total Counts	Avg Speed (MPH)	85pct Speed	10MPH Pace	% in pace	# of Speeders	% Speeders	VEH_SM	VEH_MED	VEH_LG
7/15/2024	00:00	0	0	0	2	1	0	0	0	0	0	0	0	0	0	0	0	0	0	3	29	32	22 to 32	100.0	3	100.0	0	3	0
7/15/2024	01:00	1	2	1	1	0	0	0	0	0	0	0	0	0	0	0	0	0	0	5	20	24	14 to 24	80.0	1	20.0	0	5	0
7/15/2024	02:00	0	0	1	0	0	0	0	0	0	0	0	0	0	0	0	0	0	0	1	22	22	12 to 22	100.0	*	*	0	1	0
7/15/2024	03:00	0	1	0	1	0	0	0	0	0	0	0	0	0	0	0	0	0	0	2	21.5	27	6 to 16	50.0	1	50.0	0	2	0
7/15/2024	04:00	0	1	2	2	2	0	0	0	0	0	0	0	0	0	0	0	0	0	7	25.6	30	20 to 30	71.4	4	57.1	0	7	0
7/15/2024	05:00	2	6	4	7	4	1	0	0	0	0	0	0	0	0	0	0	0	0	24	23.8	30	17 to 27	54.2	10	41.7	0	23	1
7/15/2024	06:00	1	8	4	22	8	0	0	0	0	0	0	0	0	0	0	0	0	0	43	25.5	30	21 to 31	74.4	26	60.5	0	40	3
7/15/2024	07:00	0	14	17	21	10	0	0	0	0	0	0	0	0	0	0	0	0	0	62	24.2	29.2	18 to 28	72.6	30	48.4	0	57	5
7/15/2024	08:00	0	10	16	16	7	0	0	0	0	0	0	0	0	0	0	0	0	0	49	24.1	29	18 to 28	75.5	22	44.9	0	47	2
7/15/2024	09:00	1	16	11	11	7	0	0	0	0	0	0	0	0	0	0	0	0	0	46	23	29	17 to 27	67.4	17	37.0	0	44	2
7/15/2024	10:00	1	9	14	17	8	0	0	0	0	0	0	0	0	0	0	0	0	0	49	24.2	29.5	19 to 29	71.4	21	42.9	0	49	0
7/15/2024	11:00	0	15	13	11	6	0	0	0	0	0	0	0	0	0	0	0	0	0	45	22.7	28	15 to 25	71.1	13	28.9	1	40	4
7/15/2024	12:00	2	9	24	16	11	0	0	0	0	0	0	0	0	0	0	0	0	0	62	24.1	29.4	21 to 31	74.2	25	40.3	0	61	1
7/15/2024	13:00	1	16	19	16	2	1	0	0	0	0	0	0	0	0	0	0	0	0	55	22.3	27.2	18 to 28	74.5	16	29.1	0	50	5
7/15/2024	14:00	0	10	19	19	7	0	0	0	0	0	0	0	0	0	0	0	0	0	55	23.9	28	18 to 28	74.5	23	41.8	0	52	3
7/15/2024	15:00	1	10	16	11	2	0	0	0	0	0	0	0	0	0	0	0	0	0	40	22.4	27	17 to 27	77.5	12	30.0	0	40	0
7/15/2024	16:00	2	12	14	13	12	1	0	0	0	0	0	0	0	0	0	0	0	0	54	24.3	30	21 to 31	63.0	25	46.3	0	52	2
7/15/2024	17:00	1	11	24	13	7	0	0	0	0	0	0	0	0	0	0	0	0	0	56	23.3	27.8	18 to 28	82.1	18	32.1	0	55	1
7/15/2024	18:00	1	11	8	21	4	0	0	0	0	0	0	0	0	0	0	0	0	0	45	24.1	28.2	18 to 28	77.8	22	48.9	0	44	1
7/15/2024	19:00	2	10	12	11	5	0	0	0	0	0	0	0	0	0	0	0	0	0	40	22.7	27	17 to 27	80.0	11	27.5	0	39	1
7/15/2024	20:00	0	8	8	10	2	0	0	0	0	0	0	0	0	0	0	0	0	0	28	22.7	27.3	15 to 25	71.4	8	28.6	0	27	1
7/15/2024	21:00	0	5	12	5	1	0	0	0	0	0	0	0	0	0	0	0	0	0	23	22.2	26.7	18 to 28	82.6	5	21.7	0	23	0
7/15/2024	22:00	1	5	4	0	0	0	0	0	0	0	0	0	0	0	0	0	0	0	10	19.3	22	13 to 23	100.0	*	*	0	10	0
7/15/2024	23:00	0	3	5	2	2	1	0	0	0	0	0	0	0	0	0	0	0	0	13	24.2	31	13 to 23	61.5	5	38.5	0	13	0
24 Hr Summary		17	192	248	248	108	4	0	0	0	0	0	0	0	0	0	0	0	0	817	23.6	29	18 to 28	69.4	318	38.9	1	784	32

West Bound Histogram

NE 10th

from Sat-Jul-13-2024-12-00-AM to Thu-Jul-25-2024-11-59-PM

Date	Starting Hr:min	<15	15 to <20	20 to <25	25 to <30	30 to <35	35 to <40	40 to <45	45 to <50	50 to <55	55 to <60	60 to <65	65 to <70	70 to <75	75 to <80	80 to <85	85 to <90	90 to <95	95 to >100	Total Counts	Avg Speed (MPH)	85pct Speed	10MPH Pace	% in pace	# of Speeders	% Speeders	VEH_SM	VEH_MED	VEH_LG
7/16/2024	00:00	0	0	2	0	0	0	0	0	0	0	0	0	0	0	0	0	0	0	2	20.5	21	11 to 21	100.0	*	*	0	2	0
7/16/2024	01:00	0	1	2	0	0	0	0	0	0	0	0	0	0	0	0	0	0	0	3	19.3	21	11 to 21	100.0	*	*	0	3	0
7/16/2024	02:00	0	0	0	0	1	0	0	0	0	0	0	0	0	0	0	0	0	0	1	33	33	23 to 33	100.0	1	100.0	0	1	0
7/16/2024	03:00	0	2	0	1	0	0	0	0	0	0	0	0	0	0	0	0	0	0	3	19	26	6 to 16	66.7	1	33.3	0	3	0
7/16/2024	04:00	0	2	3	5	3	1	0	0	0	0	0	0	0	0	0	0	0	0	14	25.8	29.7	20 to 30	78.6	9	64.3	0	14	0
7/16/2024	05:00	0	4	5	4	4	0	0	0	0	0	0	0	0	0	0	0	0	0	17	24.3	30	21 to 31	64.7	8	47.1	0	17	0
7/16/2024	06:00	1	10	11	18	6	0	0	0	0	0	0	0	0	0	0	0	0	0	46	24.2	28.7	18 to 28	71.7	22	47.8	0	39	7
7/16/2024	07:00	3	16	21	29	7	0	0	0	0	0	0	0	0	0	0	0	0	0	76	23.5	27.9	18 to 28	75.0	29	38.2	1	73	2
7/16/2024	08:00	2	20	11	23	6	1	0	0	0	0	0	0	0	0	0	0	0	0	63	23.4	28.3	18 to 28	69.8	29	46.0	1	60	2
7/16/2024	09:00	7	17	13	15	3	0	0	0	0	0	0	0	0	0	0	0	0	0	55	21.3	26.6	18 to 28	70.9	15	27.3	1	50	4
7/16/2024	10:00	2	12	13	12	2	0	0	0	0	0	0	0	0	0	0	0	0	0	41	22.2	27	17 to 27	75.6	13	31.7	0	41	0
7/16/2024	11:00	0	9	17	12	6	1	0	0	0	0	0	0	0	0	0	0	0	0	45	23.9	29	22 to 32	71.1	19	42.2	0	42	3
7/16/2024	12:00	1	18	17	16	5	0	0	0	0	0	0	0	0	0	0	0	0	0	57	22.4	28.2	18 to 28	68.4	19	33.3	0	54	3
7/16/2024	13:00	4	15	25	23	2	1	0	0	0	0	0	0	0	0	0	0	0	0	70	22.7	27.4	18 to 28	80.0	19	27.1	0	66	4
7/16/2024	14:00	0	20	13	25	5	2	0	0	0	0	0	0	0	0	0	0	0	0	65	23.8	28	18 to 28	75.4	26	40.0	0	62	3
7/16/2024	15:00	2	10	12	17	5	1	0	0	0	0	0	0	0	0	0	0	0	0	47	23.4	28.5	19 to 29	68.1	21	44.7	0	45	2
7/16/2024	16:00	1	17	21	23	8	1	0	0	0	0	0	0	0	0	0	0	0	0	71	23.5	28.6	17 to 27	71.8	24	33.8	0	68	3
7/16/2024	17:00	1	8	34	18	10	0	0	0	0	0	0	0	0	0	0	0	0	0	71	23.6	28.5	19 to 29	78.9	23	32.4	0	69	2
7/16/2024	18:00	3	12	22	22	9	3	0	0	0	0	0	0	0	0	0	0	0	0	71	23.9	29.2	19 to 29	69.0	29	40.8	0	66	5
7/16/2024	19:00	0	15	16	12	1	1	0	0	0	0	0	0	0	0	0	0	0	0	45	22.4	26.6	17 to 27	82.2	12	26.7	0	43	2
7/16/2024	20:00	1	8	9	6	2	1	0	0	0	0	0	0	0	0	0	0	0	0	27	22.5	27	16 to 26	70.4	8	29.6	1	26	0
7/16/2024	21:00	5	0	11	3	1	0	0	0	0	0	0	0	0	0	0	0	0	0	20	21.2	25	20 to 30	75.0	3	15.0	1	18	1
7/16/2024	22:00	3	2	8	2	0	0	0	0	0	0	0	0	0	0	0	0	0	0	15	19.7	24	18 to 28	80.0	1	6.7	0	15	0
7/16/2024	23:00	0	1	5	0	0	0	0	0	0	0	0	0	0	0	0	0	0	0	6	21	22.5	13 to 23	100.0	*	*	0	6	0
24 Hr Summary		36	219	291	286	86	13	0	0	0	0	0	0	0	0	0	0	0	0	931	23.1	28	18 to 28	71.5	331	35.6	5	883	43

West Bound Histogram

NE 10th

from Sat-Jul-13-2024-12-00-AM to Thu-Jul-25-2024-11-59-PM

Date	Starting Hr:min	<15	15 to <20	20 to <25	25 to <30	30 to <35	35 to <40	40 to <45	45 to <50	50 to <55	55 to <60	60 to <65	65 to <70	70 to <75	75 to <80	80 to <85	85 to <90	90 to <95	95 to >100	Total Counts	Avg Speed (MPH)	85pct Speed	10MPH Pace	% in pace	# of Speeders	% Speeders	VEH_SM	VEH_MED	VEH_LG	
7/17/2024	00:00	0	1	0	2	0	0	0	0	0	0	0	0	0	0	0	0	0	0	3	23.7	29	19 to 29	66.7	2	66.7	0	3	0	
7/17/2024	01:00	0	1	0	0	0	0	0	0	0	0	0	0	0	0	0	0	0	0	1	17	17	7 to 17	100.0	*	*	0	1	0	
7/17/2024	02:00	*	*	*	*	*	*	*	*	*	*	*	*	*	*	*	*	*	*	*	*	*	*	*	*	*	*	*	*	*
7/17/2024	03:00	0	0	0	1	0	0	0	0	0	0	0	0	0	0	0	0	0	0	1	25	25	15 to 25	100.0	*	*	0	1	0	
7/17/2024	04:00	0	1	3	6	5	0	0	0	0	0	0	0	0	0	0	0	0	0	15	26.9	33	20 to 30	73.3	10	66.7	0	14	1	
7/17/2024	05:00	0	6	6	6	4	1	0	1	0	0	0	0	0	0	0	0	0	0	24	25.5	32.5	17 to 27	66.7	12	50.0	0	22	2	
7/17/2024	06:00	0	11	9	16	3	0	0	0	0	0	0	0	0	0	0	0	0	0	39	23.5	28.2	19 to 29	79.5	16	41.0	0	36	3	
7/17/2024	07:00	0	20	13	26	6	1	0	0	0	0	0	0	0	0	0	0	0	0	66	23.5	28	18 to 28	71.2	26	39.4	0	62	4	
7/17/2024	08:00	2	10	14	25	5	0	0	0	0	0	0	0	0	0	0	0	0	0	56	24.2	28.2	19 to 29	80.4	27	48.2	0	56	0	
7/17/2024	09:00	2	15	18	20	5	1	0	0	0	0	0	0	0	0	0	0	0	0	61	23	27.5	18 to 28	73.8	20	32.8	0	57	4	
7/17/2024	10:00	3	19	13	16	4	3	0	0	0	0	0	0	0	0	0	0	0	0	58	22.9	28.3	19 to 29	67.2	19	32.8	0	55	3	
7/17/2024	11:00	2	7	18	11	6	1	0	0	0	0	0	0	0	0	0	0	0	0	45	24	29	21 to 31	73.3	16	35.6	0	43	2	
7/17/2024	12:00	2	14	9	19	10	2	0	1	0	0	0	0	0	0	0	0	0	0	57	24.5	29.6	20 to 30	61.4	28	49.1	0	56	1	
7/17/2024	13:00	1	12	15	21	3	1	0	0	0	0	0	0	0	0	0	0	0	0	53	23.8	28	19 to 29	77.4	25	47.2	0	52	1	
7/17/2024	14:00	0	11	10	17	4	1	0	0	0	0	0	0	0	0	0	0	0	0	43	24.2	28	18 to 28	72.1	21	48.8	0	41	2	
7/17/2024	15:00	1	9	18	11	10	2	0	0	0	0	0	0	0	0	0	0	0	0	51	24	29.8	17 to 27	70.6	20	39.2	0	50	1	
7/17/2024	16:00	1	10	24	28	10	1	0	0	0	0	0	0	0	0	0	0	0	0	74	24.6	29	18 to 28	75.7	35	47.3	0	71	3	
7/17/2024	17:00	0	15	24	14	8	1	0	0	0	0	0	0	0	0	0	0	0	0	62	23.5	28	18 to 28	79.0	19	30.6	0	62	0	
7/17/2024	18:00	3	12	20	16	6	0	0	0	0	0	0	0	0	0	0	0	0	0	57	23.2	28.4	19 to 29	77.2	20	35.1	0	54	3	
7/17/2024	19:00	0	4	12	10	4	0	0	0	0	0	0	0	0	0	0	0	0	0	30	24.3	28	18 to 28	83.3	12	40.0	0	29	1	
7/17/2024	20:00	2	9	9	13	2	0	0	0	0	0	0	0	0	0	0	0	0	0	35	22.9	27.5	17 to 27	74.3	13	37.1	0	34	1	
7/17/2024	21:00	0	7	7	5	0	0	0	0	0	0	0	0	0	0	0	0	0	0	19	21.7	26	18 to 28	94.7	4	21.1	0	19	0	
7/17/2024	22:00	1	4	9	2	0	0	0	0	0	0	0	0	0	0	0	0	0	0	16	20.4	24	14 to 24	81.3	2	12.5	0	15	1	
7/17/2024	23:00	0	0	0	0	0	1	0	0	0	0	0	0	0	0	0	0	0	0	1	38	38	28 to 38	100.0	1	100.0	0	1	0	
24 Hr Summary		20	198	251	285	95	16	0	2	0	0	0	0	0	0	0	0	0	0	867	23.8	29	18 to 28	70.9	348	40.1	0	834	33	

West Bound Histogram

NE 10th

from Sat-Jul-13-2024-12-00-AM to Thu-Jul-25-2024-11-59-PM

Date	Starting Hr:min	<15	15 to <20	20 to <25	25 to <30	30 to <35	35 to <40	40 to <45	45 to <50	50 to <55	55 to <60	60 to <65	65 to <70	70 to <75	75 to <80	80 to <85	85 to <90	90 to <95	95 to >100	Total Counts	Avg Speed (MPH)	85pct Speed	10MPH Pace	% in pace	# of Speeders	% Speeders	VEH_SM	VEH_MED	VEH_LG	
7/18/2024	00:00	*	*	*	*	*	*	*	*	*	*	*	*	*	*	*	*	*	*	*	*	*	*	*	*	*	*	*	*	*
7/18/2024	01:00	0	0	2	1	1	0	0	0	0	0	0	0	0	0	0	0	0	0	4	25.3	29	19 to 29	75.0	2	50.0	0	4	0	
7/18/2024	02:00	0	0	1	0	1	0	0	0	0	0	0	0	0	0	0	0	0	0	2	27	32	22 to 32	100.0	1	50.0	0	2	0	
7/18/2024	03:00	0	0	1	1	0	0	0	0	0	0	0	0	0	0	0	0	0	0	2	22.5	25	15 to 25	100.0	*	*	0	2	0	
7/18/2024	04:00	0	1	4	3	4	0	0	0	0	0	0	0	0	0	0	0	0	0	12	26.2	31.5	19 to 29	66.7	7	58.3	0	12	0	
7/18/2024	05:00	1	3	9	6	5	0	0	0	0	0	0	0	0	0	0	0	0	0	24	24.5	30	18 to 28	66.7	10	41.7	0	21	3	
7/18/2024	06:00	0	15	13	20	4	0	0	0	0	0	0	0	0	0	0	0	0	0	52	23.2	28	19 to 29	71.2	22	42.3	1	44	7	
7/18/2024	07:00	0	19	16	24	8	0	0	0	0	0	0	0	0	0	0	0	0	0	67	23.7	28.7	18 to 28	68.7	27	40.3	0	65	2	
7/18/2024	08:00	0	18	19	21	7	1	0	0	0	0	0	0	0	0	0	0	0	0	66	23.6	28.3	17 to 27	72.7	23	34.8	0	61	5	
7/18/2024	09:00	1	16	15	24	4	0	0	0	0	0	0	0	0	0	0	0	0	0	60	23	27.6	18 to 28	73.3	25	41.7	0	58	2	
7/18/2024	10:00	2	14	17	14	8	0	0	0	0	0	0	0	0	0	0	0	0	0	55	23.3	29	16 to 26	70.9	16	29.1	0	51	4	
7/18/2024	11:00	0	12	10	23	4	1	0	0	0	0	0	0	0	0	0	0	0	0	50	24.3	28.5	19 to 29	76.0	21	42.0	0	48	2	
7/18/2024	12:00	3	7	20	19	8	1	1	0	0	0	0	0	0	0	0	0	0	0	59	24.2	29.2	18 to 28	74.6	23	39.0	0	55	4	
7/18/2024	13:00	5	18	22	24	3	1	0	0	0	0	0	0	0	0	0	0	0	0	73	22.1	26.5	17 to 27	78.1	21	28.8	0	69	4	
7/18/2024	14:00	11	23	23	14	4	0	0	0	0	0	0	0	0	0	0	0	0	0	75	20.3	26	17 to 27	68.0	16	21.3	0	68	7	
7/18/2024	15:00	7	28	22	12	6	2	0	0	0	0	0	0	0	0	0	0	0	0	77	21.1	26	16 to 26	71.4	17	22.1	3	68	6	
7/18/2024	16:00	2	19	34	19	5	0	0	0	0	0	0	0	0	0	0	0	0	0	79	22.3	26.6	17 to 27	81.0	20	25.3	0	75	4	
7/18/2024	17:00	5	17	24	29	8	1	0	0	0	0	0	0	0	0	0	0	0	0	84	23.5	28.2	18 to 28	69.0	34	40.5	1	80	3	
7/18/2024	18:00	3	25	29	26	6	1	0	0	0	0	0	0	0	0	0	0	0	0	90	22.5	27	17 to 27	75.6	28	31.1	0	88	2	
7/18/2024	19:00	2	16	28	11	3	0	0	1	0	0	0	0	0	0	0	0	0	0	61	22.1	26	15 to 25	77.0	12	19.7	0	54	7	
7/18/2024	20:00	0	11	15	14	1	0	0	0	0	0	0	0	0	0	0	0	0	0	41	22.5	26.3	18 to 28	85.4	10	24.4	0	41	0	
7/18/2024	21:00	2	7	12	9	2	1	0	0	0	0	0	0	0	0	0	0	0	0	33	22.9	27.5	18 to 28	72.7	9	27.3	0	31	2	
7/18/2024	22:00	1	3	14	4	2	0	0	0	0	0	0	0	0	0	0	0	0	0	24	22.1	25	16 to 26	83.3	4	16.7	0	24	0	
7/18/2024	23:00	1	7	12	4	1	0	0	0	0	0	0	0	0	0	0	0	0	0	25	21.6	25	16 to 26	84.0	4	16.0	0	25	0	
24 Hr Summary		46	279	362	322	95	9	1	1	0	0	0	0	0	0	0	0	0	0	1115	22.8	28	17 to 27	71.6	352	31.6	5	1046	64	

West Bound Histogram

NE 10th

from Sat-Jul-13-2024-12-00-AM to Thu-Jul-25-2024-11-59-PM

Date	Starting Hr:min	<15	15 to <20	20 to <25	25 to <30	30 to <35	35 to <40	40 to <45	45 to <50	50 to <55	55 to <60	60 to <65	65 to <70	70 to <75	75 to <80	80 to <85	85 to <90	90 to <95	95 to >100	Total Counts	Avg Speed (MPH)	85pct Speed	10MPH Pace	% in pace	# of Speeders	% Speeders	VEH_SM	VEH_MED	VEH_LG
7/19/2024	00:00	0	2	3	3	0	0	0	0	0	0	0	0	0	0	0	0	0	0	8	22.9	25.5	16 to 26	87.5	2	25.0	0	8	0
7/19/2024	01:00	0	0	1	1	0	1	0	0	0	0	0	0	0	0	0	0	0	0	3	29	36	18 to 28	66.7	2	66.7	0	3	0
7/19/2024	02:00	0	2	0	0	0	0	0	0	0	0	0	0	0	0	0	0	0	0	2	16.5	17	7 to 17	100.0	*	*	0	2	0
7/19/2024	03:00	0	0	1	1	1	0	0	0	0	0	0	0	0	0	0	0	0	0	3	26.3	31	21 to 31	100.0	2	66.7	0	3	0
7/19/2024	04:00	0	0	1	4	3	0	0	0	0	0	0	0	0	0	0	0	0	0	8	28.4	31	21 to 31	87.5	7	87.5	0	8	0
7/19/2024	05:00	0	3	8	3	3	0	0	0	0	0	0	0	0	0	0	0	0	0	17	23.5	27	17 to 27	82.4	5	29.4	0	16	1
7/19/2024	06:00	0	5	12	21	7	0	0	0	0	0	0	0	0	0	0	0	0	0	45	25.2	29	21 to 31	86.7	24	53.3	0	42	3
7/19/2024	07:00	0	7	11	21	4	1	0	0	0	0	0	0	0	0	0	0	0	0	44	24.8	28.3	19 to 29	75.0	24	54.5	0	39	5
7/19/2024	08:00	3	13	18	24	9	0	1	0	0	0	0	0	0	0	0	0	0	0	68	23.9	29	18 to 28	76.5	29	42.6	0	67	1
7/19/2024	09:00	1	18	14	18	10	1	0	0	0	0	0	0	0	0	0	0	0	0	62	23.7	29.5	18 to 28	66.1	27	43.5	0	60	2
7/19/2024	10:00	1	14	25	22	8	1	0	0	0	0	0	0	0	0	0	0	0	0	71	23.6	28.5	20 to 30	73.2	24	33.8	1	67	3
7/19/2024	11:00	2	14	23	30	2	0	0	0	0	0	0	0	0	0	0	0	0	0	71	22.8	27	18 to 28	81.7	26	36.6	0	70	1
7/19/2024	12:00	1	16	19	24	12	1	0	0	0	0	0	0	0	0	0	0	0	0	73	24.7	30	19 to 29	71.2	36	49.3	0	70	3
7/19/2024	13:00	4	17	23	21	5	1	0	0	0	0	0	0	0	0	0	0	0	0	71	22.6	26.8	17 to 27	76.1	24	33.8	0	66	5
7/19/2024	14:00	4	13	19	26	8	0	0	0	0	0	0	0	0	0	0	0	0	0	70	23.6	28.7	19 to 29	74.3	31	44.3	0	66	4
7/19/2024	15:00	2	25	33	26	11	1	0	0	0	0	0	0	0	0	0	0	0	0	98	23.1	28.2	18 to 28	69.4	33	33.7	0	96	2
7/19/2024	16:00	3	22	23	20	16	0	0	0	0	0	0	0	0	0	0	0	0	0	84	23.5	29.6	17 to 27	63.1	31	36.9	0	80	4
7/19/2024	17:00	0	12	36	27	13	1	0	0	0	0	0	0	0	0	0	0	0	0	89	24.2	29.2	18 to 28	77.5	37	41.6	0	87	2
7/19/2024	18:00	2	14	21	20	10	1	0	0	0	0	0	0	0	0	0	0	0	0	68	24	29.3	19 to 29	69.1	27	39.7	0	67	1
7/19/2024	19:00	3	17	15	12	8	0	0	0	0	0	0	0	0	0	0	0	0	0	55	22.8	29	17 to 27	70.9	16	29.1	0	53	2
7/19/2024	20:00	3	14	18	15	1	0	0	0	0	0	0	0	0	0	0	0	0	0	51	21.8	25.8	17 to 27	82.4	13	25.5	0	50	1
7/19/2024	21:00	0	6	15	10	1	0	0	0	0	0	0	0	0	0	0	0	0	0	32	23.2	27	18 to 28	87.5	9	28.1	0	32	0
7/19/2024	22:00	1	5	17	7	1	0	0	0	0	0	0	0	0	0	0	0	0	0	31	22.6	26.5	18 to 28	83.9	7	22.6	0	31	0
7/19/2024	23:00	0	7	20	11	3	0	0	0	0	0	0	0	0	0	0	0	0	0	41	23.4	26.7	18 to 28	87.8	10	24.4	0	41	0
24 Hr Summary		30	246	376	367	136	9	1	0	0	0	0	0	0	0	0	0	0	0	1165	23.6	29	18 to 28	72.4	446	38.3	1	1124	40

West Bound Histogram

NE 10th

from Sat-Jul-13-2024-12-00-AM to Thu-Jul-25-2024-11-59-PM

Date	Starting Hr:min	<15	15 to <20	20 to <25	25 to <30	30 to <35	35 to <40	40 to <45	45 to <50	50 to <55	55 to <60	60 to <65	65 to <70	70 to <75	75 to <80	80 to <85	85 to <90	90 to <95	95 to >100	Total Counts	Avg Speed (MPH)	85pct Speed	10MPH Pace	% in pace	# of Speeders	% Speeders	VEH_SM	VEH_MED	VEH_LG
7/20/2024	00:00	0	4	8	8	1	1	0	0	0	0	0	0	0	0	0	0	0	0	22	24	28	16 to 26	77.3	8	36.4	0	22	0
7/20/2024	01:00	0	2	3	2	3	0	0	0	0	0	0	0	0	0	0	0	0	0	10	24.5	29.5	21 to 31	80.0	5	50.0	0	10	0
7/20/2024	02:00	1	0	1	0	0	0	0	0	0	0	0	0	0	0	0	0	0	0	2	17.5	21	11 to 21	100.0	*	*	0	2	0
7/20/2024	03:00	0	1	2	2	0	0	0	0	0	0	0	0	0	0	0	0	0	0	5	23.2	27.5	18 to 28	80.0	2	40.0	0	5	0
7/20/2024	04:00	0	0	2	2	0	1	0	0	0	0	0	0	0	0	0	0	0	0	5	26.6	29	19 to 29	80.0	2	40.0	0	5	0
7/20/2024	05:00	1	2	1	2	0	0	0	0	0	0	0	0	0	0	0	0	0	0	6	20.8	26	12 to 22	66.7	2	33.3	0	6	0
7/20/2024	06:00	0	3	6	5	2	0	0	0	0	0	0	0	0	0	0	0	0	0	16	24.1	29	19 to 29	75.0	7	43.8	0	15	1
7/20/2024	07:00	1	9	11	12	5	1	0	0	0	0	0	0	0	0	0	0	0	0	39	23.8	28	17 to 27	76.9	16	41.0	0	38	1
7/20/2024	08:00	3	11	13	14	1	0	0	0	0	0	0	0	0	0	0	0	0	0	42	21.9	26	17 to 27	78.6	10	23.8	0	41	1
7/20/2024	09:00	0	18	18	21	5	1	0	0	0	0	0	0	0	0	0	0	0	0	63	23.3	27.8	17 to 27	77.8	22	34.9	0	62	1
7/20/2024	10:00	6	23	21	31	6	1	0	0	0	0	0	0	0	0	0	0	0	0	88	22.6	28.1	19 to 29	65.9	29	33.0	0	88	0
7/20/2024	11:00	2	30	19	28	4	0	0	0	0	0	0	0	0	0	0	0	0	0	83	22.2	27.3	18 to 28	72.3	27	32.5	0	81	2
7/20/2024	12:00	1	20	21	23	6	0	0	0	0	0	0	0	0	0	0	0	0	0	71	23	27.6	19 to 29	74.6	23	32.4	0	69	2
7/20/2024	13:00	8	15	27	19	6	0	0	0	0	0	0	0	0	0	0	0	0	0	75	22.1	27.3	18 to 28	73.3	23	30.7	0	74	1
7/20/2024	14:00	2	14	19	19	7	1	0	0	0	0	0	0	0	0	0	0	0	0	62	23.8	28.7	18 to 28	75.8	24	38.7	0	59	3
7/20/2024	15:00	3	14	21	21	5	0	0	0	0	0	0	0	0	0	0	0	0	0	64	22.7	27.2	18 to 28	79.7	20	31.3	0	60	4
7/20/2024	16:00	1	12	14	7	9	1	0	0	0	0	0	0	0	0	0	0	0	0	44	23.7	30	15 to 25	65.9	14	31.8	0	42	2
7/20/2024	17:00	1	14	21	27	11	0	0	0	0	0	0	0	0	0	0	0	0	0	74	24.4	29	19 to 29	71.6	34	45.9	0	73	1
7/20/2024	18:00	1	10	17	25	6	0	0	0	0	0	0	0	0	0	0	0	0	0	59	24.4	28.6	19 to 29	79.7	28	47.5	0	58	1
7/20/2024	19:00	1	10	15	13	4	0	0	0	0	0	0	0	0	0	0	0	0	0	43	23.1	27	17 to 27	74.4	14	32.6	0	43	0
7/20/2024	20:00	1	12	13	9	1	1	0	0	0	0	0	0	0	0	0	0	0	0	37	22	26	16 to 26	81.1	8	21.6	0	36	1
7/20/2024	21:00	2	9	20	5	1	0	0	0	0	0	0	0	0	0	0	0	0	0	37	20.9	24	15 to 25	83.8	4	10.8	1	35	1
7/20/2024	22:00	1	6	11	10	3	0	0	0	0	0	0	0	0	0	0	0	0	0	31	23.5	28	19 to 29	87.1	6	19.4	0	31	0
7/20/2024	23:00	0	8	12	9	1	0	0	0	0	0	0	0	0	0	0	0	0	0	30	22.7	26	16 to 26	86.7	8	26.7	0	29	1
24 Hr Summary		36	247	316	314	87	8	0	0	0	0	0	0	0	0	0	0	0	0	1008	23	28	18 to 28	72.6	336	33.3	1	984	23

West Bound Histogram

NE 10th

from Sat-Jul-13-2024-12-00-AM to Thu-Jul-25-2024-11-59-PM

Date	Starting Hr:min	<15	15 to <20	20 to <25	25 to <30	30 to <35	35 to <40	40 to <45	45 to <50	50 to <55	55 to <60	60 to <65	65 to <70	70 to <75	75 to <80	80 to <85	85 to <90	90 to <95	95 to >100	Total Counts	Avg Speed (MPH)	85pct Speed	10MPH Pace	% in pace	# of Speeders	% Speeders	VEH_SM	VEH_MED	VEH_LG
7/21/2024	00:00	0	5	15	10	0	0	0	0	0	0	0	0	0	0	0	0	0	0	30	22.6	25.8	17 to 27	96.7	8	26.7	0	29	1
7/21/2024	01:00	0	2	7	5	1	0	0	0	0	0	0	0	0	0	0	0	0	0	15	23.4	26.7	17 to 27	93.3	5	33.3	0	15	0
7/21/2024	02:00	0	2	6	1	0	0	0	0	0	0	0	0	0	0	0	0	0	0	9	22	24	14 to 24	88.9	1	11.1	0	9	0
7/21/2024	03:00	1	0	2	1	0	1	0	0	0	0	0	0	0	0	0	0	0	0	5	24.4	26	16 to 26	60.0	2	40.0	0	5	0
7/21/2024	04:00	0	0	1	0	0	0	0	0	0	0	0	0	0	0	0	0	0	0	1	21	21	11 to 21	100.0	*	*	0	1	0
7/21/2024	05:00	0	1	1	4	0	2	0	0	0	0	0	0	0	0	0	0	0	0	8	28.1	36	27 to 37	75.0	6	75.0	0	8	0
7/21/2024	06:00	1	2	2	2	1	1	0	0	0	0	0	0	0	0	0	0	0	0	9	22.3	31	15 to 25	55.6	3	33.3	0	9	0
7/21/2024	07:00	3	3	7	7	1	0	0	0	0	0	0	0	0	0	0	0	0	0	21	22.8	27.5	21 to 31	71.4	7	33.3	1	19	1
7/21/2024	08:00	4	16	8	17	5	1	0	0	0	0	0	0	0	0	0	0	0	0	51	22.7	28.3	18 to 28	66.7	19	37.3	0	51	0
7/21/2024	09:00	0	12	23	22	8	0	0	0	0	0	0	0	0	0	0	0	0	0	65	23.8	27.7	18 to 28	83.1	28	43.1	0	62	3
7/21/2024	10:00	2	13	16	19	4	0	0	0	0	0	0	0	0	0	0	0	0	0	54	23.6	28.4	19 to 29	72.2	22	40.7	1	51	2
7/21/2024	11:00	3	16	14	22	6	0	0	0	0	0	0	0	0	0	0	0	0	0	61	23.3	28.7	19 to 29	70.5	24	39.3	0	59	2
7/21/2024	12:00	1	11	20	28	8	0	1	0	0	0	0	0	0	0	0	0	0	0	69	24.6	28.7	18 to 28	76.8	35	50.7	1	63	5
7/21/2024	13:00	0	15	19	20	3	1	0	0	0	0	0	0	0	0	0	0	0	0	58	23.5	27	17 to 27	79.3	22	37.9	0	54	4
7/21/2024	14:00	2	10	11	11	10	0	0	0	0	0	0	0	0	0	0	0	0	0	44	24	29.8	18 to 28	65.9	20	45.5	0	44	0
7/21/2024	15:00	2	12	18	12	6	0	0	0	0	0	0	0	0	0	0	0	0	0	50	22.5	27.5	17 to 27	70.0	15	30.0	0	49	1
7/21/2024	16:00	1	9	13	16	10	0	0	0	0	0	0	0	0	0	0	0	0	0	49	24.2	29.8	21 to 31	71.4	20	40.8	0	49	0
7/21/2024	17:00	1	6	10	10	7	0	0	0	0	0	0	0	0	0	0	0	0	0	34	24.4	30	18 to 28	64.7	15	44.1	0	32	2
7/21/2024	18:00	1	12	8	11	3	1	0	0	0	0	0	0	0	0	0	0	0	0	36	22.9	28	16 to 26	72.2	13	36.1	1	34	1
7/21/2024	19:00	0	3	9	10	4	0	0	0	0	0	0	0	0	0	0	0	0	0	26	24.5	29	18 to 28	80.8	10	38.5	0	25	1
7/21/2024	20:00	1	10	15	8	3	1	0	0	0	0	0	0	0	0	0	0	0	0	38	22.3	26.5	16 to 26	78.9	8	21.1	0	37	1
7/21/2024	21:00	1	3	8	8	2	0	0	0	0	0	0	0	0	0	0	0	0	0	22	23	27	17 to 27	77.3	6	27.3	0	22	0
7/21/2024	22:00	1	2	5	1	0	0	0	0	0	0	0	0	0	0	0	0	0	0	9	20.2	24	14 to 24	77.8	1	11.1	0	9	0
7/21/2024	23:00	0	0	1	1	0	0	0	0	0	0	0	0	0	0	0	0	0	0	2	23.5	26	16 to 26	100.0	1	50.0	0	2	0
24 Hr Summary		25	165	239	246	82	8	1	0	0	0	0	0	0	0	0	0	0	0	766	23.5	29	18 to 28	71.4	291	38.0	4	738	24

West Bound Histogram

NE 10th

from Sat-Jul-13-2024-12-00-AM to Thu-Jul-25-2024-11-59-PM

Date	Starting Hr:min	<15	15 to <20	20 to <25	25 to <30	30 to <35	35 to <40	40 to <45	45 to <50	50 to <55	55 to <60	60 to <65	65 to <70	70 to <75	75 to <80	80 to <85	85 to <90	90 to <95	95 to >100	Total Counts	Avg Speed (MPH)	85pct Speed	10MPH Pace	% in pace	# of Speeders	% Speeders	VEH_SM	VEH_MED	VEH_LG	
7/22/2024	00:00	0	1	0	0	0	0	0	0	0	0	0	0	0	0	0	0	0	0	1	16	16	6 to 16	100.0	*	*	0	1	0	
7/22/2024	01:00	0	2	0	1	0	0	0	0	0	0	0	0	0	0	0	0	0	0	3	20	27	7 to 17	66.7	1	33.3	0	3	0	
7/22/2024	02:00	*	*	*	*	*	*	*	*	*	*	*	*	*	*	*	*	*	*	*	*	*	*	*	*	*	*	*	*	*
7/22/2024	03:00	0	0	0	0	1	0	0	0	0	0	0	0	0	0	0	0	0	0	1	32	32	22 to 32	100.0	1	100.0	0	1	0	
7/22/2024	04:00	0	2	3	5	4	0	0	0	0	0	0	0	0	0	0	0	0	0	14	26.3	32.3	23 to 33	78.6	9	64.3	0	14	0	
7/22/2024	05:00	0	4	4	2	6	1	0	0	0	0	0	0	0	0	0	0	0	0	17	26.4	32.7	18 to 28	58.8	8	47.1	0	16	1	
7/22/2024	06:00	1	13	10	16	4	0	0	0	0	0	0	0	0	0	0	0	0	0	44	23.5	28	18 to 28	72.7	17	38.6	0	40	4	
7/22/2024	07:00	2	7	15	22	8	0	0	0	0	0	0	0	0	0	0	0	0	0	54	24.1	29	20 to 30	75.9	22	40.7	0	53	1	
7/22/2024	08:00	0	19	14	15	5	2	0	0	0	0	0	0	0	0	0	0	0	0	55	23.2	28.7	16 to 26	67.3	19	34.5	0	49	6	
7/22/2024	09:00	4	15	14	6	11	0	0	0	0	0	0	0	0	0	0	0	0	0	50	22.4	29.8	15 to 25	62.0	15	30.0	0	47	3	
7/22/2024	10:00	2	11	11	16	4	1	0	0	0	0	0	0	0	0	0	0	0	0	45	23.1	28.3	19 to 29	68.9	15	33.3	0	43	2	
7/22/2024	11:00	2	13	14	10	3	0	0	0	0	0	0	0	0	0	0	0	0	0	42	21.9	27.5	18 to 28	76.2	12	28.6	0	40	2	
7/22/2024	12:00	2	21	13	21	4	1	0	0	0	0	0	0	0	0	0	0	0	0	62	22.2	27.4	18 to 28	74.2	19	30.6	0	60	2	
7/22/2024	13:00	2	14	10	13	9	0	0	0	0	0	0	0	0	0	0	0	0	0	48	23.7	29.5	22 to 32	58.3	20	41.7	1	47	0	
7/22/2024	14:00	3	16	7	15	8	0	0	0	0	0	0	0	0	0	0	0	0	0	49	23.2	29.3	18 to 28	61.2	21	42.9	0	48	1	
7/22/2024	15:00	0	8	18	10	5	0	0	0	0	0	0	0	0	0	0	0	0	0	41	23.7	28.7	17 to 27	70.7	15	36.6	0	39	2	
7/22/2024	16:00	2	14	21	23	6	1	0	0	0	0	0	0	0	0	0	0	0	0	67	23.7	28.2	19 to 29	77.6	28	41.8	0	67	0	
7/22/2024	17:00	1	17	10	22	4	1	0	0	0	0	0	0	0	0	0	0	0	0	55	23.1	27.8	18 to 28	74.5	22	40.0	0	54	1	
7/22/2024	18:00	2	15	8	14	2	0	0	0	0	0	0	0	0	0	0	0	0	0	41	21.6	26.7	18 to 28	70.7	11	26.8	0	37	4	
7/22/2024	19:00	2	11	17	17	0	0	0	0	0	0	0	0	0	0	0	0	0	0	47	22.2	26.5	19 to 29	78.7	12	25.5	0	46	1	
7/22/2024	20:00	3	7	10	7	2	0	0	0	0	0	0	0	0	0	0	0	0	0	29	21.3	26	17 to 27	75.9	5	17.2	0	27	2	
7/22/2024	21:00	1	9	10	5	2	1	0	0	0	0	0	0	0	0	0	0	0	0	28	22.5	27	16 to 26	78.6	7	25.0	0	26	2	
7/22/2024	22:00	2	6	6	2	0	0	0	0	0	0	0	0	0	0	0	0	0	0	16	19.6	24	15 to 25	87.5	*	*	0	15	1	
7/22/2024	23:00	0	1	4	0	0	1	0	0	0	0	0	0	0	0	0	0	0	0	6	23.7	24	14 to 24	83.3	1	16.7	0	6	0	
24 Hr Summary		31	226	219	242	88	9	0	0	0	0	0	0	0	0	0	0	0	0	815	23	29	18 to 28	68.0	280	34.4	1	779	35	

West Bound Histogram

NE 10th

from Sat-Jul-13-2024-12-00-AM to Thu-Jul-25-2024-11-59-PM

Date	Starting Hr:min	<15	15 to <20	20 to <25	25 to <30	30 to <35	35 to <40	40 to <45	45 to <50	50 to <55	55 to <60	60 to <65	65 to <70	70 to <75	75 to <80	80 to <85	85 to <90	90 to <95	95 to >100	Total Counts	Avg Speed (MPH)	85pct Speed	10MPH Pace	% in pace	# of Speeders	% Speeders	VEH_SM	VEH_MED	VEH_LG	
7/23/2024	00:00	*	*	*	*	*	*	*	*	*	*	*	*	*	*	*	*	*	*	*	*	*	*	*	*	*	*	*	*	*
7/23/2024	01:00	0	0	2	0	0	0	0	0	0	0	0	0	0	0	0	0	0	0	2	22	23	13 to 23	100.0	*	*	0	2	0	
7/23/2024	02:00	0	0	0	0	0	0	0	0	1	0	0	0	0	0	0	0	0	0	1	53	53	43 to 53	100.0	1	100.0	0	1	0	
7/23/2024	03:00	0	0	1	0	0	0	0	0	0	0	0	0	0	0	0	0	0	0	1	21	21	11 to 21	100.0	*	*	0	1	0	
7/23/2024	04:00	0	4	1	4	4	0	0	0	0	0	0	0	0	0	0	0	0	0	13	25.1	30	22 to 32	69.2	7	53.8	0	13	0	
7/23/2024	05:00	0	3	2	6	4	1	0	0	0	0	0	0	0	0	0	0	0	0	16	26.2	31	25 to 35	68.8	9	56.3	0	16	0	
7/23/2024	06:00	1	11	10	11	6	1	0	0	0	0	0	0	0	0	0	0	0	0	40	23.6	29.3	19 to 29	65.0	18	45.0	0	35	5	
7/23/2024	07:00	0	13	27	25	10	1	0	0	0	0	0	0	0	0	0	0	0	0	76	24.3	29	18 to 28	78.9	35	46.1	1	72	3	
7/23/2024	08:00	1	14	13	25	3	0	0	0	0	0	0	0	0	0	0	0	0	0	56	23.5	27.2	18 to 28	85.7	22	39.3	0	54	2	
7/23/2024	09:00	5	19	13	14	6	2	0	0	0	0	0	0	0	0	0	0	0	0	59	22.5	28.8	15 to 25	59.3	19	32.2	0	55	4	
7/23/2024	10:00	3	10	19	18	9	1	0	0	0	0	0	0	0	0	0	0	0	0	60	23.7	29.2	18 to 28	68.3	26	43.3	0	56	4	
7/23/2024	11:00	0	11	15	19	10	1	1	0	0	0	0	0	0	0	0	0	0	0	57	25.2	30	18 to 28	66.7	28	49.1	0	53	4	
7/23/2024	12:00	3	12	23	14	6	0	0	0	0	0	0	0	0	0	0	0	0	0	58	22.5	28	19 to 29	69.0	19	32.8	0	54	4	
7/23/2024	13:00	1	15	20	14	7	0	0	0	0	0	0	0	0	0	0	0	0	0	57	22.8	28.3	16 to 26	71.9	17	29.8	0	53	4	
7/23/2024	14:00	0	20	16	17	2	0	0	0	0	0	0	0	0	0	0	0	0	0	55	22.1	27.4	15 to 25	72.7	15	27.3	0	52	3	
7/23/2024	15:00	4	16	18	13	9	0	0	0	0	0	0	0	0	0	0	0	0	0	60	22.6	29	17 to 27	68.3	19	31.7	0	56	4	
7/23/2024	16:00	0	17	23	20	7	1	0	0	0	0	0	0	0	0	0	0	0	0	68	23.6	27.8	18 to 28	82.4	26	38.2	0	65	3	
7/23/2024	17:00	4	23	24	21	11	1	0	0	0	0	0	0	0	0	0	0	0	0	84	22.8	28.7	18 to 28	67.9	26	31.0	0	82	2	
7/23/2024	18:00	1	12	16	23	10	2	0	0	0	0	0	0	0	0	0	0	0	0	64	24.5	29.5	18 to 28	70.3	29	45.3	0	63	1	
7/23/2024	19:00	0	8	9	12	2	1	0	0	0	0	0	0	0	0	0	0	0	0	32	24	28.5	19 to 29	75.0	14	43.8	0	32	0	
7/23/2024	20:00	4	10	8	6	2	2	0	0	0	0	0	0	0	0	0	0	0	0	32	21.8	27	14 to 24	65.6	9	28.1	0	31	1	
7/23/2024	21:00	0	7	5	6	0	1	0	0	0	0	0	0	0	0	0	0	0	0	19	22.8	27	17 to 27	78.9	6	31.6	0	18	1	
7/23/2024	22:00	1	5	2	3	1	0	0	0	0	0	0	0	0	0	0	0	0	0	12	21	26	15 to 25	66.7	3	25.0	0	12	0	
7/23/2024	23:00	0	0	2	1	0	0	0	0	0	0	0	0	0	0	0	0	0	0	3	24.3	29	19 to 29	100.0	1	33.3	0	3	0	
24 Hr Summary		28	230	269	272	109	15	1	0	1	0	0	0	0	0	0	0	0	0	925	23.4	29	18 to 28	68.9	349	37.7	1	879	45	

West Bound Histogram

NE 10th

from Sat-Jul-13-2024-12-00-AM to Thu-Jul-25-2024-11-59-PM

Date	Starting Hr:min	<15	15 to <20	20 to <25	25 to <30	30 to <35	35 to <40	40 to <45	45 to <50	50 to <55	55 to <60	60 to <65	65 to <70	70 to <75	75 to <80	80 to <85	85 to <90	90 to <95	95 to >100	Total Counts	Avg Speed (MPH)	85pct Speed	10MPH Pace	% in pace	# of Speeders	% Speeders	VEH_SM	VEH_MED	VEH_LG
7/24/2024	00:00	1	0	1	0	0	1	0	0	0	0	0	0	0	0	0	0	0	0	3	24.3	36	13 to 23	66.7	1	33.3	0	3	0
7/24/2024	01:00	0	1	2	1	0	0	0	0	0	0	0	0	0	0	0	0	0	0	4	21.5	22	17 to 27	100.0	1	25.0	0	4	0
7/24/2024	02:00	0	1	0	1	0	0	0	0	0	0	0	0	0	0	0	0	0	0	2	23.5	29	8 to 18	50.0	1	50.0	0	2	0
7/24/2024	03:00	0	0	1	0	0	0	0	0	0	0	0	0	0	0	0	0	0	0	1	22	22	12 to 22	100.0	*	*	0	1	0
7/24/2024	04:00	0	1	3	2	5	0	0	0	0	0	0	0	0	0	0	0	0	0	11	26.4	31	22 to 32	72.7	7	63.6	0	11	0
7/24/2024	05:00	0	7	5	5	4	0	0	0	0	0	0	0	0	0	0	0	0	0	21	23.5	30	16 to 26	61.9	9	42.9	0	20	1
7/24/2024	06:00	0	11	8	15	3	0	0	0	0	0	0	0	0	0	0	0	0	0	37	23.8	28	18 to 28	67.6	17	45.9	0	35	2
7/24/2024	07:00	0	12	31	24	10	1	0	0	0	0	0	0	0	0	0	0	0	0	78	24.6	28.9	19 to 29	76.9	31	39.7	0	75	3
7/24/2024	08:00	0	4	16	29	14	0	0	0	0	0	0	0	0	0	0	0	0	0	63	26.1	29.8	20 to 30	81.0	38	60.3	0	61	2
7/24/2024	09:00	2	7	7	12	9	1	0	0	0	0	0	0	0	0	0	0	0	0	38	24.6	30.2	21 to 31	68.4	19	50.0	0	37	1
7/24/2024	10:00	3	7	7	8	10	1	0	0	0	0	0	0	0	0	0	0	0	0	36	24.5	31	24 to 34	58.3	15	41.7	0	34	2
7/24/2024	11:00	2	17	22	17	7	0	0	0	0	0	0	0	0	0	0	0	0	0	65	22.7	28	17 to 27	73.8	18	27.7	0	62	3
7/24/2024	12:00	1	5	16	19	10	1	0	0	0	0	0	0	0	0	0	0	0	0	52	25.1	29.8	20 to 30	75.0	27	51.9	0	49	3
7/24/2024	13:00	0	14	24	22	4	0	0	0	0	0	0	0	0	0	0	0	0	0	64	23.3	27.7	17 to 27	76.6	21	32.8	0	61	3
7/24/2024	14:00	2	8	13	15	10	0	1	0	0	0	0	0	0	0	0	0	0	0	49	24.2	29.7	20 to 30	69.4	24	49.0	0	47	2
7/24/2024	15:00	2	10	14	19	11	1	0	0	0	0	0	0	0	0	0	0	0	0	57	24.7	29.5	20 to 30	68.4	27	47.4	0	57	0
7/24/2024	16:00	1	18	31	16	8	0	0	0	0	0	0	0	0	0	0	0	0	0	74	22.7	28.2	15 to 25	73.0	19	25.7	1	66	7
7/24/2024	17:00	3	18	23	20	8	1	0	0	0	0	0	0	0	0	0	0	0	0	73	22.9	28.6	17 to 27	69.9	26	35.6	0	71	2
7/24/2024	18:00	0	10	21	23	5	0	0	0	0	0	0	0	0	0	0	0	0	0	59	23.6	28	19 to 29	81.4	20	33.9	0	58	1
7/24/2024	19:00	1	7	10	8	5	0	0	0	0	0	0	0	0	0	0	0	0	0	31	23.5	29	18 to 28	71.0	12	38.7	0	29	2
7/24/2024	20:00	3	7	12	11	2	0	0	0	0	0	0	0	0	0	0	0	0	0	35	22.6	28	19 to 29	74.3	11	31.4	0	35	0
7/24/2024	21:00	1	7	11	6	0	0	0	0	0	0	0	0	0	0	0	0	0	0	25	21.6	25	18 to 28	84.0	4	16.0	0	25	0
7/24/2024	22:00	0	0	5	0	1	0	0	0	0	0	0	0	0	0	0	0	0	0	6	23.3	23	13 to 23	83.3	1	16.7	0	6	0
7/24/2024	23:00	0	2	2	1	0	0	0	0	0	0	0	0	0	0	0	0	0	0	5	20.4	23	15 to 25	100.0	*	*	0	5	0
24 Hr Summary		22	174	285	274	126	7	1	0	0	0	0	0	0	0	0	0	0	0	889	23.8	30	19 to 29	68.6	349	39.3	1	854	34

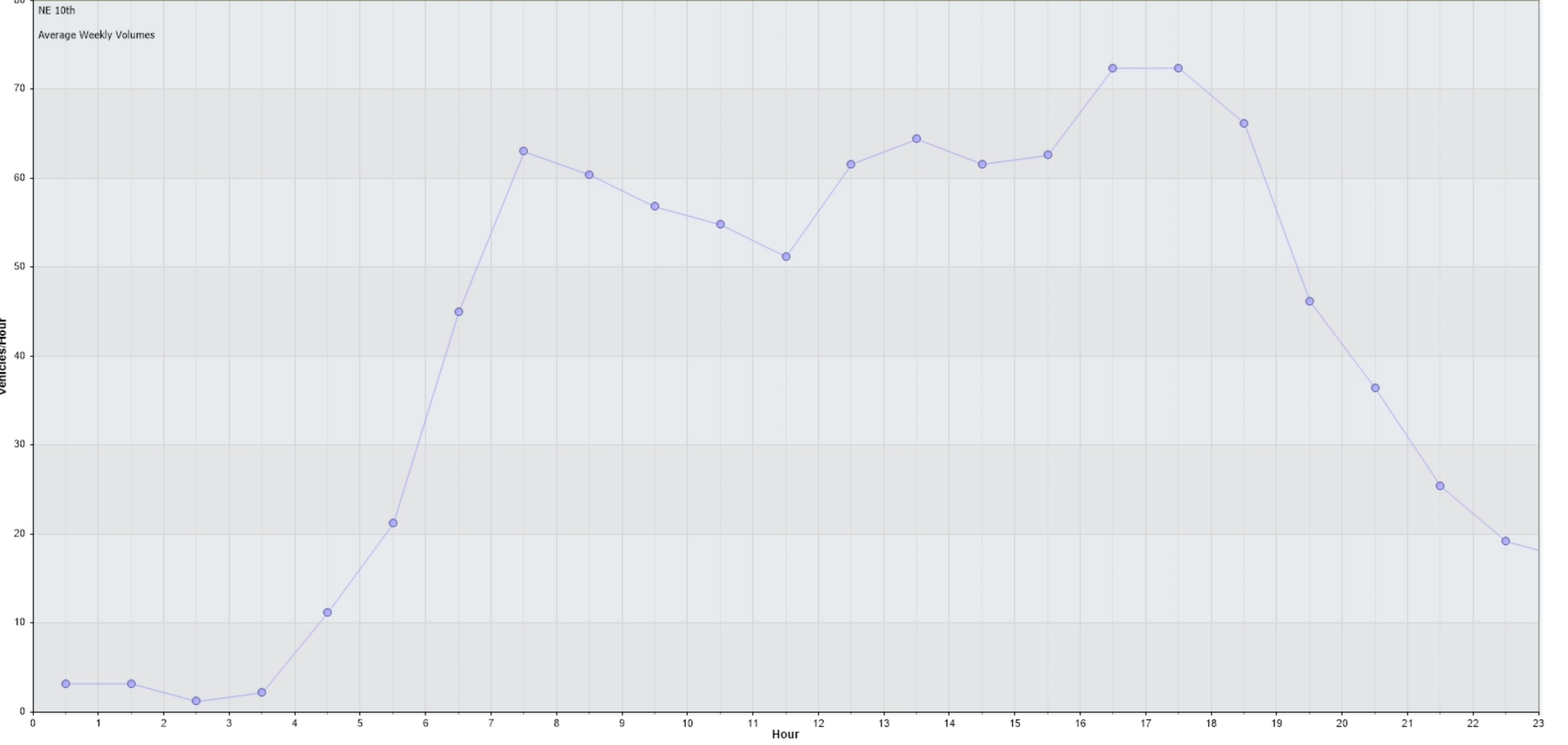
West Bound Histogram

NE 10th

from Sat-Jul-13-2024-12-00-AM to Thu-Jul-25-2024-11-59-PM

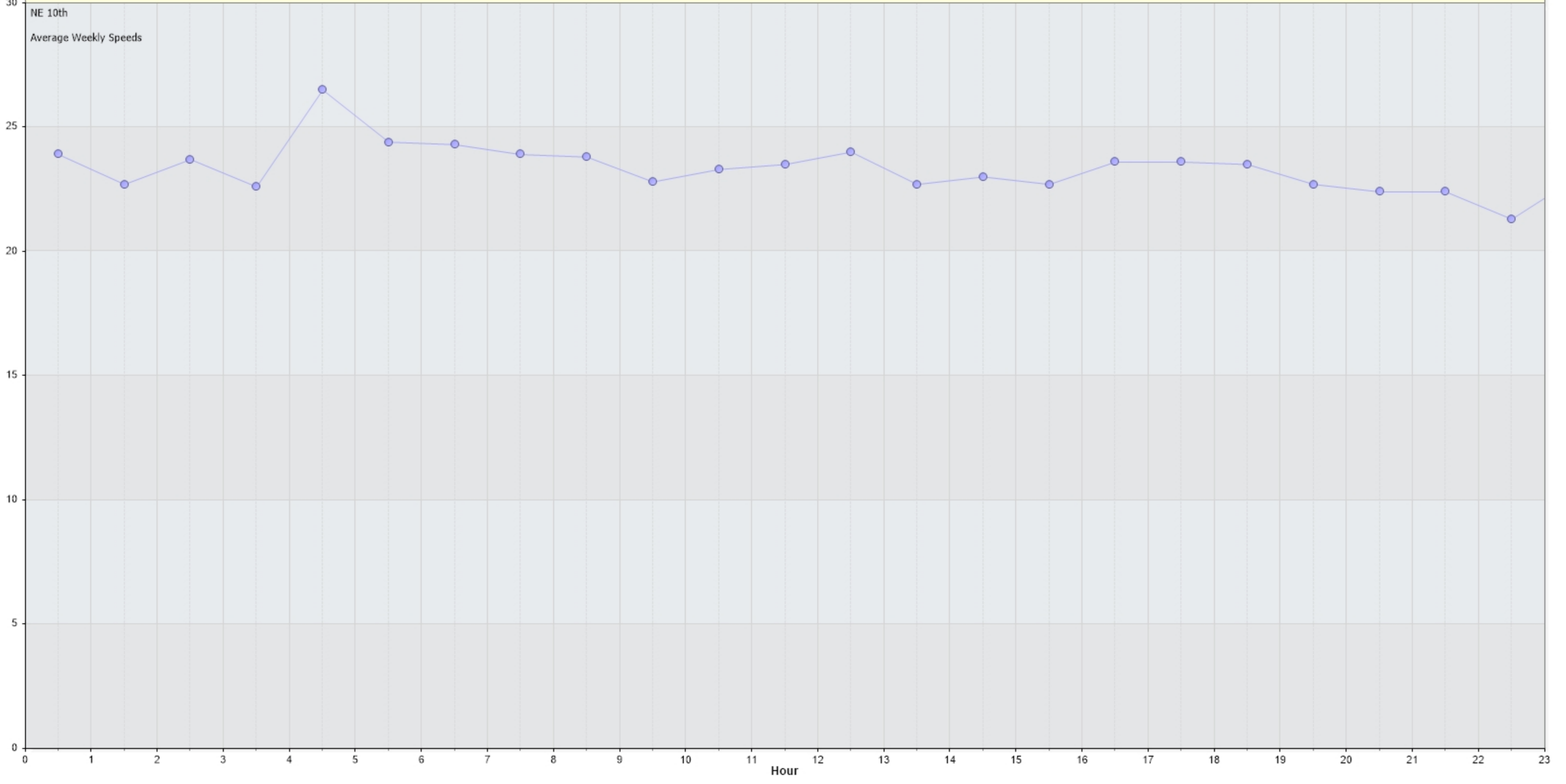
Date	Starting Hr:min	<15	15 to <20	20 to <25	25 to <30	30 to <35	35 to <40	40 to <45	45 to <50	50 to <55	55 to <60	60 to <65	65 to <70	70 to <75	75 to <80	80 to <85	85 to <90	90 to <95	95 to >100	Total Counts	Avg Speed (MPH)	85pct Speed	10MPH Pace	% in pace	# of Speeders	% Speeders	VEH_SM	VEH_MED	VEH_LG	
7/25/2024	00:00	0	0	2	0	0	0	0	0	0	0	0	0	0	0	0	0	0	0	2	22.5	23	13 to 23	100.0	*	*	0	2	0	
7/25/2024	01:00	*	*	*	*	*	*	*	*	*	*	*	*	*	*	*	*	*	*	*	*	*	*	*	*	*	*	*	*	*
7/25/2024	02:00	0	0	1	0	0	0	0	0	0	0	0	0	0	0	0	0	0	0	1	20	20	10 to 20	100.0	*	*	0	1	0	
7/25/2024	03:00	0	0	0	0	1	0	0	0	0	0	0	0	0	0	0	0	0	0	1	31	31	21 to 31	100.0	1	100.0	0	1	0	
7/25/2024	04:00	0	2	2	2	3	0	0	0	0	0	0	0	0	0	0	0	0	0	9	25.7	31	22 to 32	77.8	5	55.6	0	8	1	
7/25/2024	05:00	0	4	4	7	5	0	0	0	0	0	0	0	0	0	0	0	0	0	20	25.8	31.3	23 to 33	80.0	11	55.0	0	20	0	
7/25/2024	06:00	0	5	10	13	9	0	0	0	0	0	0	0	0	0	0	0	0	0	37	25.4	30.2	19 to 29	70.3	20	54.1	0	35	2	
7/25/2024	07:00	0	10	19	31	6	0	1	0	0	0	0	0	0	0	0	0	0	0	67	24.9	28.6	19 to 29	80.6	33	49.3	0	62	5	
7/25/2024	08:00	1	11	15	22	9	1	0	0	0	0	0	0	0	0	0	0	0	0	59	24.4	29.3	18 to 28	71.2	28	47.5	0	56	3	
7/25/2024	09:00	5	9	21	22	6	0	1	0	0	0	0	0	0	0	0	0	0	0	64	23.7	28.2	19 to 29	70.3	26	40.6	0	64	0	
7/25/2024	10:00	2	4	15	12	10	4	0	0	0	0	0	0	0	0	0	0	0	0	47	25.7	31.5	20 to 30	63.8	23	48.9	0	44	3	
7/25/2024	11:00	0	8	12	12	3	1	0	0	0	0	0	0	0	0	0	0	0	0	36	23.6	27.7	17 to 27	77.8	13	36.1	0	35	1	
7/25/2024	12:00	5	15	16	18	7	0	0	0	0	0	0	0	0	0	0	0	0	0	61	22.7	28.5	16 to 26	65.6	21	34.4	0	59	2	
7/25/2024	13:00	0	14	19	18	4	1	0	0	0	0	0	0	0	0	0	0	0	0	56	23.5	28.4	19 to 29	78.6	19	33.9	0	53	3	
7/25/2024	14:00	5	14	23	18	9	0	0	0	0	0	0	0	0	0	0	0	0	0	69	22.8	28.7	18 to 28	68.1	22	31.9	1	63	5	
7/25/2024	15:00	0	11	26	20	7	1	0	0	0	0	0	0	0	0	0	0	0	0	65	24.1	28.5	19 to 29	73.8	25	38.5	0	62	3	
7/25/2024	16:00	2	11	21	19	10	0	0	0	0	0	0	0	0	0	0	0	0	0	63	23.9	29.2	18 to 28	71.4	27	42.9	0	60	3	
7/25/2024	17:00	2	14	23	16	9	2	0	0	0	0	0	0	0	0	0	0	0	0	66	23.5	29.2	17 to 27	66.7	23	34.8	0	64	2	
7/25/2024	18:00	1	10	27	14	5	0	0	0	0	0	0	0	0	0	0	0	0	0	57	23.2	27.5	19 to 29	80.7	18	31.6	0	54	3	
7/25/2024	19:00	1	6	9	15	2	0	0	0	0	0	0	0	0	0	0	0	0	0	33	23.5	27.3	19 to 29	81.8	14	42.4	0	32	1	
7/25/2024	20:00	3	4	13	9	1	0	1	0	0	0	0	0	0	0	0	0	0	0	31	22.9	27.7	19 to 29	77.4	10	32.3	0	29	2	
7/25/2024	21:00	0	8	4	4	1	0	0	0	0	0	0	0	0	0	0	0	0	0	17	21.2	25	17 to 27	88.2	3	17.6	0	17	0	
7/25/2024	22:00	0	5	8	5	0	0	0	0	0	0	0	0	0	0	0	0	0	0	18	22.4	26.5	17 to 27	83.3	5	27.8	0	18	0	
7/25/2024	23:00	0	1	4	0	0	0	0	0	0	0	0	0	0	0	0	0	0	0	5	22.2	23.7	14 to 24	100.0	*	*	0	5	0	
24 Hr Summary		27	166	294	277	107	10	3	0	0	0	0	0	0	0	0	0	0	0	884	23.8	29	19 to 29	70.6	347	39.3	1	844	39	

West Bound: Average Hourly Volume for Week of 7/15/2024
Average Counts By Hour (7/15/2024)



NE 10th
Average Weekly Volumes

West Bound:Average Hourly WEEKDAY Speeds for Week of 7/15/2024
Average Hourly WEEKDAY Speeds By Hour (7/15/2024) — Average Hourly WEEKDAY Speeds By Hour (7/15/2024)

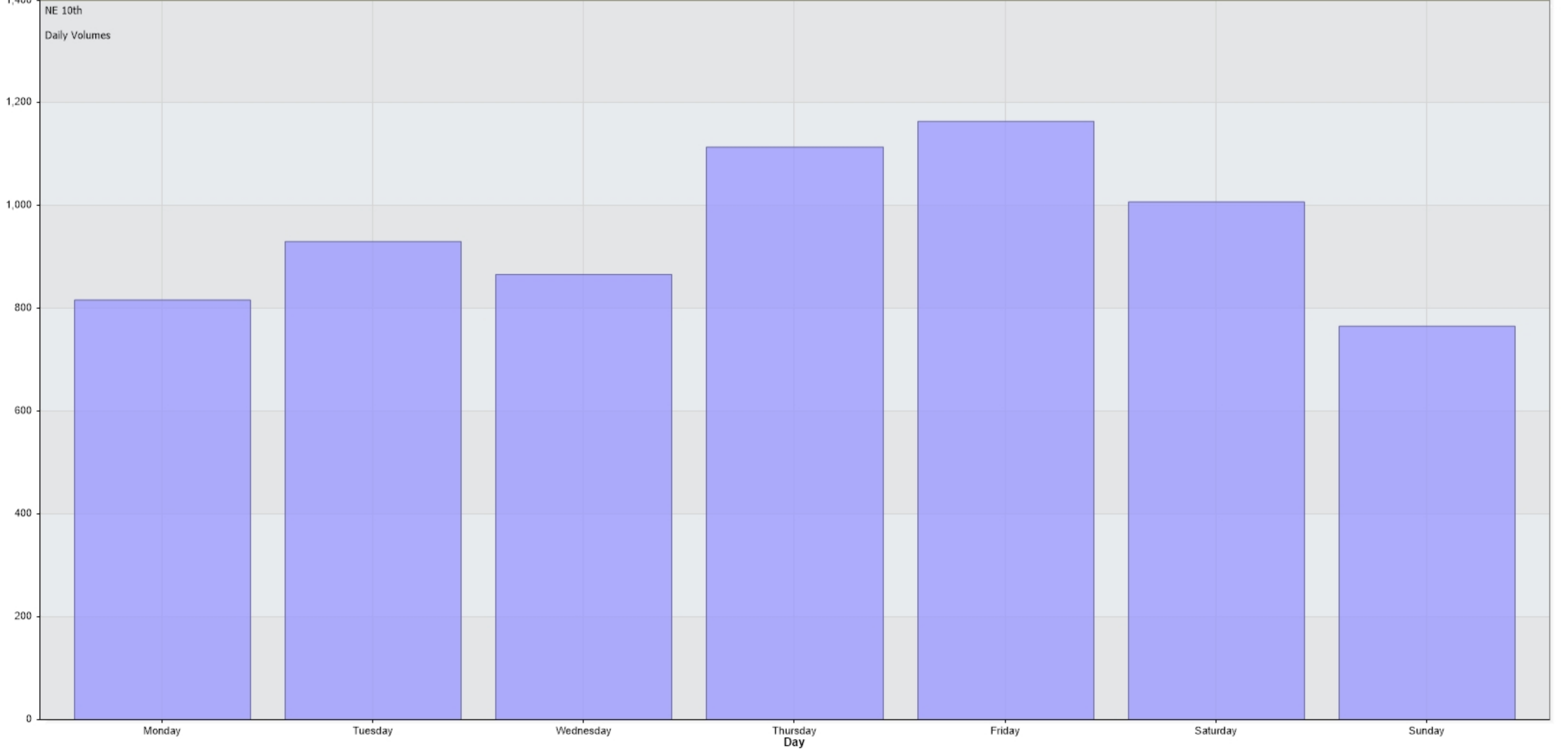


West Bound:Daily Volume for Week of 7/15/2024

Daily Vehicle Counts



Daily Vehicle Counts



NE 10th

Daily Volumes

Vehicles

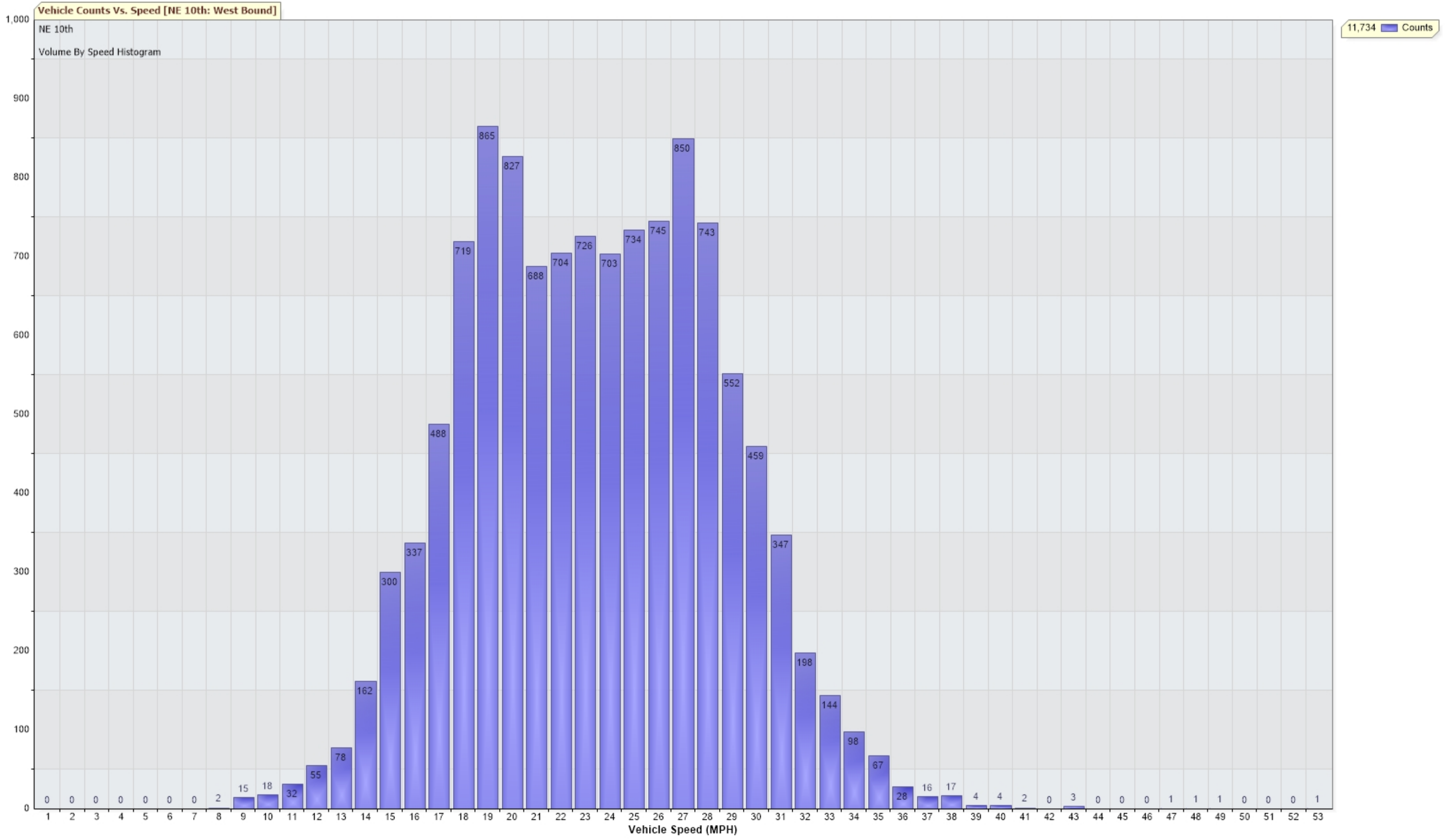
Day

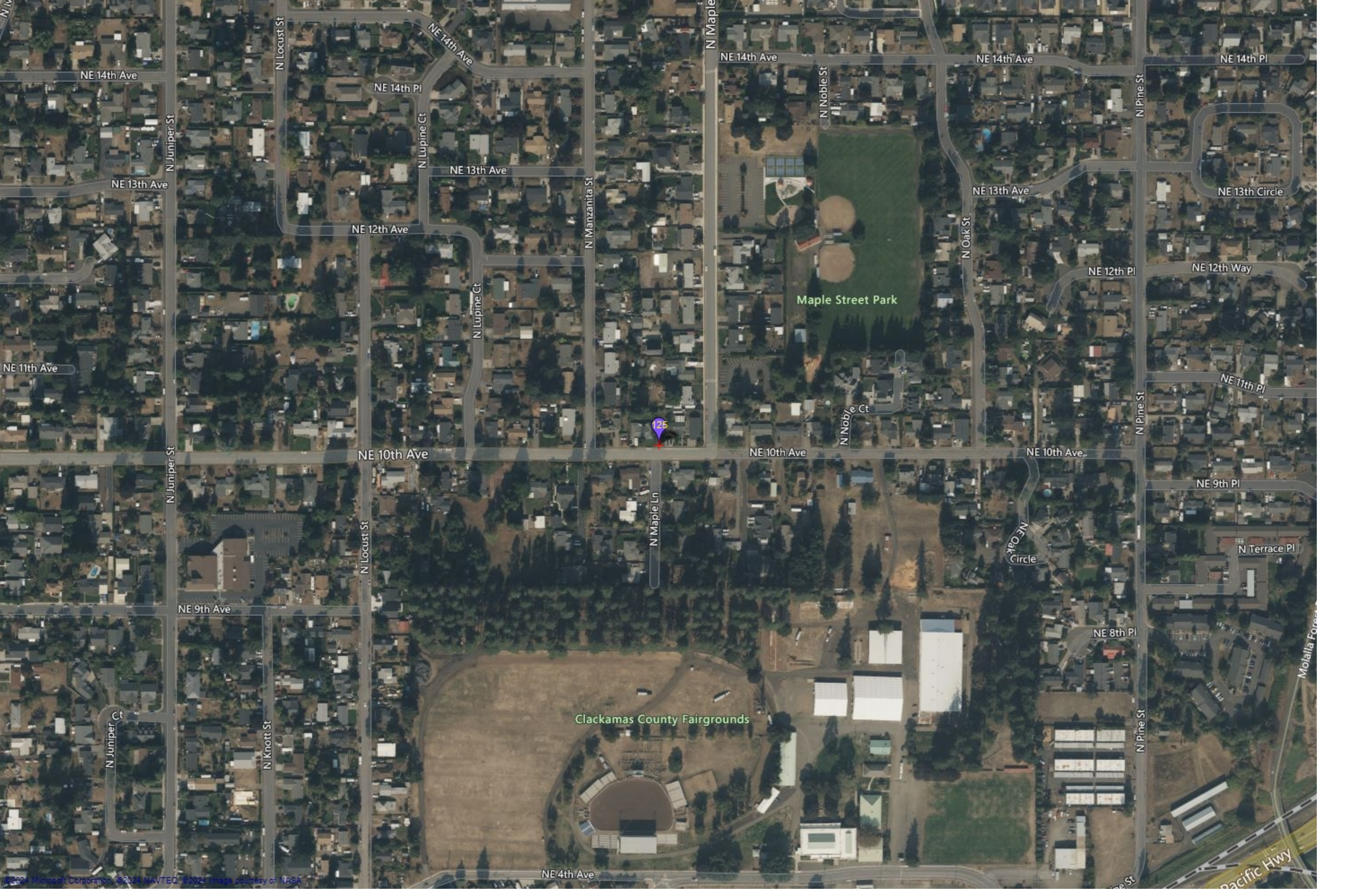
Vehicle Counts Vs. Speed [NE 10th: West Bound]

NE 10th
Volume By Speed Histogram

11,734 Counts

Vehicle Counts





NE 14th Ave

N Locust St

NE 14th Ave

NE 14th Pl

N Lupine Ct

NE 13th Ave

NE 12th Ave

N Lupine Ct

N Manzanita St

NE 14th Ave

N Noble St

NE 14th Ave

NE 14th Pl

NE 13th Ave

NE 13th Ave

NE 13th Circle

NE 11th Ave

NE 12th Pl

NE 12th Way

Maple Street Park

N Noble Ct

NE 11th Pl

NE 10th Ave

NE 10th Ave

NE 10th Ave

N Maple Ln

NE 9th Pl

NE 9th Ave

NE Oak Circle

N Terrace Pl

Clackamas County Fairgrounds

NE 8th Pl

N Juniper Ct

N Knott St

N Pine St

Molalla Forest

NE 4th Ave

Pacific Hwy

For Project: NE 10th
 Project Notes:
 Location/Name: East Bound
 Report Generated: 8/13/2024 3:42:00 PM
 Speed Intervals: 1 MPH
 Time Intervals: Instant
 Traffic Report From: 7/13/2024 12:00:00 AM through 7/25/2024 11:59:59 PM
85th Percentile Speed: 30 MPH
 85th Percentile Vehicles: 9832
Max Speed: 56 MPH on 7/17/2024 11:27:31 AM
 Total Vehicles: 11567
AADT: 889

Volumes - weekly counts

Time	5 Day	7 Day
Average Daily	941	908
AM Peak	11:00 AM 55	57
PM Peak	4:00 PM 92	84

Speed

Speed Limit: 25
 85th Percentile Speed: 30
 50th Percentile Speed: 25
 10 MPH Pace Interval: 19.0 MPH to 29.0 MPH
 Average Speed: 24.69

	Monday	Tuesday	Wednesday	Thursday	Friday	Saturday	Sunday
Count over limit	764	761	869	859	522	806	663
% over limit	46.5	42.0	49.7	45.4	45.0	42.2	47.4
Avg Speeder	29.3	29.1	29.5	29.3	29.3	29.4	29.4
Avg Speed	24.8	24.2	25.2	24.6	24.8	24.4	24.9

Class Counts

	Number	%
VEH_SM	23	0.2
VEH_MED	11104	96
VEH_LG	440	3.8
[VEH_SM=motorcycle,	VEH_MED = sedan,	VEH_LG = truck]

Day/Time Ending	85th pctl (MPH)	85th pctl cnts	Total Cnts	Max Speed	Avg Speeder	% Speeders	Avg Speed
7/13/2024 1:00:00 AM	25.0	5	6	28	28.0	16.7%	22.3
7/13/2024 2:00:00 AM	29.0	4	5	34	31.5	40.0%	26.8
7/13/2024 3:00:00 AM	25.0	3	4	26	26.0	25.0%	24.8
7/13/2024 4:00:00 AM	30.0	2	2	30	28.0	100.0%	28.0
7/13/2024 5:00:00 AM	27.0	1	1	27	27.0	100.0%	27.0
7/13/2024 6:00:00 AM	16.0	1	1	16	0.0	0.0%	16.0
7/13/2024 7:00:00 AM	33.0	14	16	33	30.6	31.3%	22.6
7/13/2024 8:00:00 AM	27.0	20	23	31	28.6	21.7%	22.1
7/13/2024 9:00:00 AM	30.0	23	27	34	28.7	40.7%	23.2
7/13/2024 10:00:00 AM	28.0	45	53	32	28.7	28.3%	22.5
7/13/2024 11:00:00 AM	29.0	63	74	42	28.6	40.5%	23.7
7/13/2024 12:00:00 PM	29.0	51	60	43	29.7	36.7%	24.3
7/13/2024 1:00:00 PM	31.0	60	70	38	29.5	50.0%	25.5
7/13/2024 2:00:00 PM	31.0	54	64	34	29.8	42.2%	24.4
7/13/2024 3:00:00 PM	29.0	60	70	34	28.8	40.0%	23.7
7/13/2024 4:00:00 PM	32.0	44	52	38	30.8	46.2%	24.8
7/13/2024 5:00:00 PM	29.0	50	59	34	28.7	45.8%	24.5
7/13/2024 6:00:00 PM	33.0	47	55	39	30.6	56.4%	26.5
7/13/2024 7:00:00 PM	31.0	42	50	41	29.8	64.0%	26.4
7/13/2024 8:00:00 PM	30.0	31	36	35	30.3	33.3%	24.2
7/13/2024 9:00:00 PM	29.0	30	35	36	29.6	45.7%	25.2
7/13/2024 10:00:00 PM	28.0	42	49	34	28.3	38.8%	23.6
7/13/2024 11:00:00 PM	28.0	14	17	43	30.0	47.1%	24.8
7/14/2024 12:00:00 AM	29.0	14	16	34	29.4	50.0%	26.1
7/14/2024 1:00:00 AM	33.0	7	8	41	32.0	62.5%	28.0
7/14/2024 2:00:00 AM	20.0	4	5	21	0.0	0.0%	19.8
7/14/2024 3:00:00 AM	28.0	5	6	29	28.5	33.3%	23.0
7/14/2024 4:00:00 AM	21.0	1	1	21	0.0	0.0%	21.0
7/14/2024 5:00:00 AM	**No Data**						
7/14/2024 6:00:00 AM	25.0	4	5	48	48.0	20.0%	26.8
7/14/2024 7:00:00 AM	30.0	3	3	30	30.0	33.3%	21.3
7/14/2024 8:00:00 AM	27.0	10	12	30	28.0	25.0%	22.3
7/14/2024 9:00:00 AM	30.0	15	18	35	29.5	61.1%	25.5
7/14/2024 10:00:00 AM	29.0	20	23	34	29.1	39.1%	23.6
7/14/2024 11:00:00 AM	29.0	32	38	35	28.3	55.3%	25.0
7/14/2024 12:00:00 PM	30.0	31	36	55	30.3	55.6%	26.3
7/14/2024 1:00:00 PM	32.0	50	59	36	29.6	54.2%	25.8
7/14/2024 2:00:00 PM	30.0	50	59	37	29.3	54.2%	25.4
7/14/2024 3:00:00 PM	32.0	39	46	36	30.5	56.5%	26.5
7/14/2024 4:00:00 PM	30.0	34	40	33	29.3	60.0%	25.9
7/14/2024 5:00:00 PM	31.0	46	54	37	29.7	57.4%	26.3
7/14/2024 6:00:00 PM	32.0	50	59	38	30.5	57.6%	26.4
7/14/2024 7:00:00 PM	32.0	35	41	33	29.6	75.6%	27.5
7/14/2024 8:00:00 PM	29.0	33	39	39	29.6	38.5%	23.9
7/14/2024 9:00:00 PM	29.0	27	32	33	28.6	56.3%	25.2
7/14/2024 10:00:00 PM	29.0	31	37	33	28.5	40.5%	24.6
7/14/2024 11:00:00 PM	28.0	12	14	34	28.0	50.0%	24.0

East Bound Summary
NE 10th

from Sat-Jul-13-2024-12-00-AM to Thu-Jul-25-2024-11-59-PM

7/15/2024 12:00:00 AM	24.0	7	8	27	27.0	12.5%	21.8
7/15/2024 1:00:00 AM	28.0	3	3	28	28.0	33.3%	22.3
7/15/2024 2:00:00 AM	25.0	3	3	25	0.0	0.0%	21.7
7/15/2024 3:00:00 AM	**No Data**						
7/15/2024 4:00:00 AM	22.0	1	1	22	0.0	0.0%	22.0
7/15/2024 5:00:00 AM	41.0	2	2	41	41.0	50.0%	31.5
7/15/2024 6:00:00 AM	27.0	3	4	30	28.5	50.0%	25.8
7/15/2024 7:00:00 AM	24.0	21	25	29	28.0	8.0%	21.4
7/15/2024 8:00:00 AM	30.0	19	22	32	29.6	36.4%	22.8
7/15/2024 9:00:00 AM	29.0	29	34	41	29.6	44.1%	24.3
7/15/2024 10:00:00 AM	31.0	38	45	34	29.2	55.6%	25.6
7/15/2024 11:00:00 AM	31.0	42	50	33	29.0	50.0%	24.6
7/15/2024 12:00:00 PM	29.0	35	41	34	28.7	29.3%	22.9
7/15/2024 1:00:00 PM	29.0	34	40	32	28.6	52.5%	24.9
7/15/2024 2:00:00 PM	31.0	44	52	40	30.2	48.1%	26.1
7/15/2024 3:00:00 PM	29.0	44	52	35	28.2	59.6%	25.5
7/15/2024 4:00:00 PM	31.0	48	57	35	29.5	45.6%	25.0
7/15/2024 5:00:00 PM	30.0	70	82	37	29.3	46.3%	25.4
7/15/2024 6:00:00 PM	31.0	63	74	34	29.3	67.6%	27.0
7/15/2024 7:00:00 PM	30.0	52	61	40	29.5	55.7%	25.7
7/15/2024 8:00:00 PM	29.0	39	46	32	28.3	52.2%	25.1
7/15/2024 9:00:00 PM	31.0	37	44	35	29.7	56.8%	26.4
7/15/2024 10:00:00 PM	27.0	25	29	31	28.0	31.0%	23.1
7/15/2024 11:00:00 PM	29.0	11	13	36	30.0	46.2%	26.4
7/16/2024 12:00:00 AM	26.0	8	10	41	31.0	30.0%	24.1
7/16/2024 1:00:00 AM	29.0	2	2	29	27.5	100.0%	27.5
7/16/2024 2:00:00 AM	15.0	1	1	15	0.0	0.0%	15.0
7/16/2024 3:00:00 AM	34.0	3	3	34	34.0	33.3%	26.7
7/16/2024 4:00:00 AM	25.0	2	2	25	0.0	0.0%	22.5
7/16/2024 5:00:00 AM	32.0	4	5	35	32.0	60.0%	27.6
7/16/2024 6:00:00 AM	28.0	5	6	29	28.3	50.0%	24.8
7/16/2024 7:00:00 AM	27.0	20	23	32	28.8	17.4%	21.9
7/16/2024 8:00:00 AM	28.0	28	33	34	28.6	30.3%	20.5
7/16/2024 9:00:00 AM	28.0	37	44	34	28.3	34.1%	23.1
7/16/2024 10:00:00 AM	28.0	35	41	31	28.0	29.3%	23.2
7/16/2024 11:00:00 AM	28.0	46	54	38	29.2	24.1%	22.3
7/16/2024 12:00:00 PM	29.0	46	54	35	28.9	42.6%	23.6
7/16/2024 1:00:00 PM	29.0	65	77	37	28.7	50.6%	25.0
7/16/2024 2:00:00 PM	30.0	56	66	35	29.0	47.0%	24.4
7/16/2024 3:00:00 PM	28.0	57	67	40	29.2	32.8%	23.4
7/16/2024 4:00:00 PM	29.0	60	70	47	29.4	35.7%	24.5
7/16/2024 5:00:00 PM	31.0	72	85	34	29.5	50.6%	25.5
7/16/2024 6:00:00 PM	31.0	71	84	37	29.2	69.0%	26.6
7/16/2024 7:00:00 PM	30.0	54	64	33	28.5	48.4%	25.1
7/16/2024 8:00:00 PM	31.0	44	52	35	29.8	50.0%	25.8
7/16/2024 9:00:00 PM	29.0	35	41	32	28.3	51.2%	24.9
7/16/2024 10:00:00 PM	26.0	22	26	30	27.3	30.8%	23.5
7/16/2024 11:00:00 PM	27.0	10	12	34	28.8	33.3%	22.3

East Bound Summary
NE 10th

from Sat-Jul-13-2024-12-00-AM to Thu-Jul-25-2024-11-59-PM

7/17/2024 12:00:00 AM	25.0	9	11	32	30.5	18.2%	22.3
7/17/2024 1:00:00 AM	30.0	1	1	30	30.0	100.0%	30.0
7/17/2024 2:00:00 AM	33.0	3	3	33	32.5	66.7%	30.0
7/17/2024 3:00:00 AM	35.0	3	3	35	32.5	66.7%	29.3
7/17/2024 4:00:00 AM	**No Data**						
7/17/2024 5:00:00 AM	30.0	5	6	39	34.5	33.3%	26.8
7/17/2024 6:00:00 AM	29.0	9	11	32	29.3	63.6%	26.4
7/17/2024 7:00:00 AM	27.0	18	21	29	27.4	33.3%	21.1
7/17/2024 8:00:00 AM	27.0	32	38	33	28.9	26.3%	22.7
7/17/2024 9:00:00 AM	28.0	21	25	32	28.8	32.0%	22.3
7/17/2024 10:00:00 AM	30.0	32	38	34	29.6	42.1%	24.2
7/17/2024 11:00:00 AM	32.0	41	48	36	30.7	39.6%	24.5
7/17/2024 12:00:00 PM	31.0	45	53	56	29.9	60.4%	26.5
7/17/2024 1:00:00 PM	29.0	51	60	37	28.9	51.7%	25.2
7/17/2024 2:00:00 PM	30.0	42	50	34	29.6	52.0%	25.6
7/17/2024 3:00:00 PM	30.0	61	72	36	29.0	54.2%	25.4
7/17/2024 4:00:00 PM	31.0	71	83	42	29.9	56.6%	26.2
7/17/2024 5:00:00 PM	31.0	76	90	37	29.3	65.6%	26.4
7/17/2024 6:00:00 PM	30.0	65	76	36	28.9	50.0%	25.3
7/17/2024 7:00:00 PM	29.0	56	66	36	28.5	50.0%	24.8
7/17/2024 8:00:00 PM	30.0	43	51	38	29.5	54.9%	26.2
7/17/2024 9:00:00 PM	31.0	36	42	40	30.4	42.9%	25.3
7/17/2024 10:00:00 PM	30.0	28	33	40	30.0	39.4%	24.7
7/17/2024 11:00:00 PM	29.0	17	20	33	29.6	35.0%	24.4
7/18/2024 12:00:00 AM	29.0	3	3	29	28.0	66.7%	24.7
7/18/2024 1:00:00 AM	28.0	3	3	28	28.0	33.3%	23.3
7/18/2024 2:00:00 AM	27.0	3	4	30	28.5	50.0%	25.8
7/18/2024 3:00:00 AM	35.0	2	2	35	35.0	50.0%	29.5
7/18/2024 4:00:00 AM	26.0	1	1	26	26.0	100.0%	26.0
7/18/2024 5:00:00 AM	33.0	4	5	43	34.7	60.0%	30.2
7/18/2024 6:00:00 AM	29.0	9	11	41	29.3	63.6%	25.7
7/18/2024 7:00:00 AM	27.0	15	18	32	28.8	22.2%	21.8
7/18/2024 8:00:00 AM	29.0	35	41	34	29.4	39.0%	23.8
7/18/2024 9:00:00 AM	29.0	21	25	32	29.1	32.0%	23.4
7/18/2024 10:00:00 AM	31.0	33	39	39	30.2	46.2%	24.3
7/18/2024 11:00:00 AM	32.0	44	52	46	30.7	46.2%	25.9
7/18/2024 12:00:00 PM	30.0	42	49	35	29.7	44.9%	25.1
7/18/2024 1:00:00 PM	30.0	51	60	46	29.1	46.7%	25.4
7/18/2024 2:00:00 PM	30.0	58	68	37	29.1	42.6%	23.9
7/18/2024 3:00:00 PM	24.0	60	71	32	29.2	14.1%	19.5
7/18/2024 4:00:00 PM	27.0	66	78	32	27.5	30.8%	22.9
7/18/2024 5:00:00 PM	29.0	94	111	35	28.9	38.7%	24.2
7/18/2024 6:00:00 PM	32.0	82	96	38	30.0	56.3%	26.2
7/18/2024 7:00:00 PM	30.0	78	92	49	29.8	52.2%	25.8
7/18/2024 8:00:00 PM	30.0	55	65	34	28.9	46.2%	24.2
7/18/2024 9:00:00 PM	28.0	51	60	34	28.3	48.3%	24.8
7/18/2024 10:00:00 PM	29.0	27	32	33	28.7	34.4%	24.0
7/18/2024 11:00:00 PM	28.0	18	21	49	30.6	33.3%	23.2

East Bound Summary
NE 10th

from Sat-Jul-13-2024-12-00-AM to Thu-Jul-25-2024-11-59-PM

7/19/2024 12:00:00 AM	29.0	18	21	34	28.9	33.3%	23.6
7/19/2024 1:00:00 AM	33.0	11	13	33	31.5	46.2%	26.0
7/19/2024 2:00:00 AM	26.0	3	3	26	26.0	33.3%	20.3
7/19/2024 3:00:00 AM	36.0	2	2	36	36.0	50.0%	27.5
7/19/2024 4:00:00 AM	**No Data**						
7/19/2024 5:00:00 AM	39.0	3	3	39	32.5	66.7%	29.7
7/19/2024 6:00:00 AM	29.0	6	7	32	29.3	42.9%	24.9
7/19/2024 7:00:00 AM	28.0	19	22	37	28.5	36.4%	22.4
7/19/2024 8:00:00 AM	26.0	20	24	34	29.0	25.0%	23.0
7/19/2024 9:00:00 AM	28.0	40	47	35	28.7	36.2%	23.9
7/19/2024 10:00:00 AM	28.0	52	61	37	29.0	32.8%	23.1
7/19/2024 11:00:00 AM	30.0	71	83	44	29.3	39.8%	24.3
7/19/2024 12:00:00 PM	29.0	65	77	35	29.1	41.6%	24.4
7/19/2024 1:00:00 PM	30.0	77	91	38	29.3	54.9%	25.9
7/19/2024 2:00:00 PM	30.0	75	88	37	29.2	51.1%	25.4
7/19/2024 3:00:00 PM	28.0	70	82	36	28.5	41.5%	24.2
7/19/2024 4:00:00 PM	31.0	86	101	37	29.5	51.5%	25.4
7/19/2024 5:00:00 PM	31.0	78	92	36	29.5	55.4%	26.0
7/19/2024 6:00:00 PM	32.0	60	70	42	30.2	55.7%	26.2
7/19/2024 7:00:00 PM	30.0	79	93	41	29.3	43.0%	25.1
7/19/2024 8:00:00 PM	29.0	57	67	37	28.8	44.8%	24.4
7/19/2024 9:00:00 PM	31.0	37	43	36	29.2	46.5%	25.2
7/19/2024 10:00:00 PM	28.0	31	37	34	28.8	35.1%	23.5
7/19/2024 11:00:00 PM	28.0	29	34	32	28.9	32.4%	23.6
7/20/2024 12:00:00 AM	29.0	16	19	45	30.6	42.1%	25.8
7/20/2024 1:00:00 AM	32.0	8	9	35	32.3	33.3%	26.3
7/20/2024 2:00:00 AM	28.0	5	6	32	29.0	50.0%	25.2
7/20/2024 3:00:00 AM	26.0	3	3	26	26.0	33.3%	24.0
7/20/2024 4:00:00 AM	24.0	3	4	29	29.0	25.0%	23.3
7/20/2024 5:00:00 AM	35.0	2	2	35	35.0	50.0%	27.5
7/20/2024 6:00:00 AM	29.0	1	1	29	29.0	100.0%	29.0
7/20/2024 7:00:00 AM	30.0	10	12	37	32.7	25.0%	23.2
7/20/2024 8:00:00 AM	28.0	23	27	31	28.4	37.0%	23.0
7/20/2024 9:00:00 AM	29.0	58	68	33	28.8	33.8%	23.3
7/20/2024 10:00:00 AM	30.0	46	54	34	28.7	51.9%	24.6
7/20/2024 11:00:00 AM	29.0	62	73	35	29.0	37.0%	24.1
7/20/2024 12:00:00 PM	28.0	85	100	35	29.3	31.0%	23.4
7/20/2024 1:00:00 PM	29.0	73	86	34	28.7	40.7%	24.4
7/20/2024 2:00:00 PM	29.0	70	82	34	28.9	40.2%	24.2
7/20/2024 3:00:00 PM	30.0	80	94	38	29.6	47.9%	24.9
7/20/2024 4:00:00 PM	29.0	60	70	32	28.3	51.4%	24.5
7/20/2024 5:00:00 PM	30.0	74	87	36	29.5	48.3%	25.6
7/20/2024 6:00:00 PM	32.0	49	58	38	30.5	58.6%	26.2
7/20/2024 7:00:00 PM	31.0	42	49	39	30.0	53.1%	25.7
7/20/2024 8:00:00 PM	29.0	42	50	51	29.9	40.0%	25.0
7/20/2024 9:00:00 PM	29.0	36	42	36	29.3	38.1%	23.7
7/20/2024 10:00:00 PM	27.0	37	43	32	28.6	18.6%	21.9
7/20/2024 11:00:00 PM	29.0	28	33	48	30.0	39.4%	24.9

East Bound Summary
NE 10th

from Sat-Jul-13-2024-12-00-AM to Thu-Jul-25-2024-11-59-PM

7/21/2024 12:00:00 AM	27.0	10	12	36	29.3	33.3%	23.5
7/21/2024 1:00:00 AM	26.0	15	18	33	28.8	22.2%	22.9
7/21/2024 2:00:00 AM	30.0	4	5	31	29.0	80.0%	27.2
7/21/2024 3:00:00 AM	24.0	3	4	34	34.0	25.0%	24.8
7/21/2024 4:00:00 AM	27.0	3	3	27	26.7	100.0%	26.7
7/21/2024 5:00:00 AM	**No Data**						
7/21/2024 6:00:00 AM	24.0	3	4	30	30.0	25.0%	23.3
7/21/2024 7:00:00 AM	23.0	3	4	25	0.0	0.0%	22.0
7/21/2024 8:00:00 AM	21.0	17	20	26	26.0	5.0%	18.6
7/21/2024 9:00:00 AM	27.0	30	35	34	28.8	22.9%	21.9
7/21/2024 10:00:00 AM	29.0	47	55	37	29.8	30.9%	23.1
7/21/2024 11:00:00 AM	29.0	42	50	34	29.5	30.0%	23.5
7/21/2024 12:00:00 PM	29.0	49	58	37	29.4	41.4%	24.7
7/21/2024 1:00:00 PM	29.0	64	75	36	28.8	46.7%	24.4
7/21/2024 2:00:00 PM	30.0	44	52	35	29.2	57.7%	26.2
7/21/2024 3:00:00 PM	31.0	48	56	40	29.8	50.0%	25.8
7/21/2024 4:00:00 PM	29.0	48	57	35	29.2	42.1%	24.0
7/21/2024 5:00:00 PM	30.0	44	52	35	29.3	53.8%	25.4
7/21/2024 6:00:00 PM	31.0	33	39	35	29.8	46.2%	25.0
7/21/2024 7:00:00 PM	29.0	43	51	34	28.9	56.9%	26.0
7/21/2024 8:00:00 PM	30.0	34	40	35	28.9	55.0%	25.5
7/21/2024 9:00:00 PM	28.0	24	28	34	29.9	28.6%	23.0
7/21/2024 10:00:00 PM	30.0	28	33	33	28.8	51.5%	25.1
7/21/2024 11:00:00 PM	29.0	8	10	35	31.0	40.0%	25.4
7/22/2024 12:00:00 AM	28.0	6	7	32	29.0	42.9%	24.4
7/22/2024 1:00:00 AM	30.0	3	3	30	29.3	100.0%	29.3
7/22/2024 2:00:00 AM	34.0	3	3	34	34.0	33.3%	23.3
7/22/2024 3:00:00 AM	24.0	2	2	24	0.0	0.0%	22.5
7/22/2024 4:00:00 AM	22.0	1	1	22	0.0	0.0%	22.0
7/22/2024 5:00:00 AM	36.0	6	7	40	34.5	57.1%	28.9
7/22/2024 6:00:00 AM	28.0	8	9	30	28.3	44.4%	23.7
7/22/2024 7:00:00 AM	27.0	12	14	31	28.0	28.6%	22.1
7/22/2024 8:00:00 AM	29.0	23	27	33	29.2	37.0%	23.4
7/22/2024 9:00:00 AM	27.0	24	28	34	28.0	35.7%	22.6
7/22/2024 10:00:00 AM	32.0	27	32	35	30.8	40.6%	25.0
7/22/2024 11:00:00 AM	30.0	29	34	38	30.3	35.3%	23.8
7/22/2024 12:00:00 PM	29.0	40	47	38	28.9	38.3%	23.9
7/22/2024 1:00:00 PM	29.0	42	50	45	29.2	42.0%	24.1
7/22/2024 2:00:00 PM	31.0	59	69	38	29.8	49.3%	25.2
7/22/2024 3:00:00 PM	30.0	55	65	41	29.4	46.2%	24.9
7/22/2024 4:00:00 PM	29.0	56	66	36	29.6	39.4%	24.7
7/22/2024 5:00:00 PM	30.0	71	83	39	29.5	51.8%	25.7
7/22/2024 6:00:00 PM	29.0	81	95	36	29.1	49.5%	24.6
7/22/2024 7:00:00 PM	30.0	60	71	38	29.3	50.7%	25.1
7/22/2024 8:00:00 PM	30.0	42	50	37	29.4	58.0%	25.3
7/22/2024 9:00:00 PM	29.0	31	37	35	29.7	35.1%	23.5
7/22/2024 10:00:00 PM	29.0	33	39	34	28.7	41.0%	23.9
7/22/2024 11:00:00 PM	29.0	14	17	37	31.2	29.4%	21.8

East Bound Summary
NE 10th

from Sat-Jul-13-2024-12-00-AM to Thu-Jul-25-2024-11-59-PM

7/23/2024 12:00:00 AM	26.0	3	4	27	26.5	50.0%	23.0
7/23/2024 1:00:00 AM	27.0	2	2	27	27.0	50.0%	24.5
7/23/2024 2:00:00 AM	21.0	1	1	21	0.0	0.0%	21.0
7/23/2024 3:00:00 AM	**No Data**						
7/23/2024 4:00:00 AM	**No Data**						
7/23/2024 5:00:00 AM	38.0	2	2	38	38.0	50.0%	31.0
7/23/2024 6:00:00 AM	31.0	7	8	31	29.4	62.5%	25.6
7/23/2024 7:00:00 AM	27.0	20	23	30	27.4	30.4%	21.2
7/23/2024 8:00:00 AM	32.0	26	30	37	30.5	40.0%	23.9
7/23/2024 9:00:00 AM	28.0	29	34	36	29.1	29.4%	22.4
7/23/2024 10:00:00 AM	29.0	35	41	32	29.3	36.6%	24.7
7/23/2024 11:00:00 AM	29.0	45	53	38	29.5	34.0%	22.7
7/23/2024 12:00:00 PM	30.0	48	56	35	29.2	42.9%	24.1
7/23/2024 1:00:00 PM	30.0	61	72	35	29.1	45.8%	24.4
7/23/2024 2:00:00 PM	27.0	44	52	33	28.6	26.9%	23.0
7/23/2024 3:00:00 PM	30.0	47	55	38	30.0	41.8%	24.9
7/23/2024 4:00:00 PM	29.0	60	70	36	29.2	37.1%	24.2
7/23/2024 5:00:00 PM	31.0	81	95	38	30.6	40.0%	24.7
7/23/2024 6:00:00 PM	31.0	66	78	39	29.6	53.8%	25.8
7/23/2024 7:00:00 PM	30.0	65	77	34	28.5	54.5%	25.2
7/23/2024 8:00:00 PM	30.0	44	52	38	29.8	38.5%	24.0
7/23/2024 9:00:00 PM	28.0	33	39	32	27.8	43.6%	24.0
7/23/2024 10:00:00 PM	27.0	24	28	29	27.5	28.6%	22.8
7/23/2024 11:00:00 PM	27.0	16	19	31	28.1	42.1%	23.1
7/24/2024 12:00:00 AM	27.0	3	3	27	27.0	33.3%	22.7
7/24/2024 1:00:00 AM	29.0	3	3	29	28.0	66.7%	26.3
7/24/2024 2:00:00 AM	23.0	3	4	23	0.0	0.0%	21.0
7/24/2024 3:00:00 AM	26.0	1	1	26	26.0	100.0%	26.0
7/24/2024 4:00:00 AM	39.0	1	1	39	39.0	100.0%	39.0
7/24/2024 5:00:00 AM	28.0	4	5	41	30.3	80.0%	28.2
7/24/2024 6:00:00 AM	28.0	9	11	29	28.1	63.6%	25.1
7/24/2024 7:00:00 AM	25.0	19	22	34	29.3	13.6%	20.8
7/24/2024 8:00:00 AM	30.0	30	35	35	29.8	28.6%	22.8
7/24/2024 9:00:00 AM	29.0	32	38	32	28.8	28.9%	23.2
7/24/2024 10:00:00 AM	32.0	30	35	39	31.6	51.4%	26.9
7/24/2024 11:00:00 AM	31.0	28	33	36	30.6	48.5%	25.2
7/24/2024 12:00:00 PM	30.0	43	51	37	30.1	37.3%	24.0
7/24/2024 1:00:00 PM	30.0	51	60	38	29.5	51.7%	25.1
7/24/2024 2:00:00 PM	29.0	50	59	36	29.2	45.8%	25.2
7/24/2024 3:00:00 PM	33.0	58	68	43	30.7	66.2%	27.7
7/24/2024 4:00:00 PM	30.0	57	67	37	29.1	50.7%	25.3
7/24/2024 5:00:00 PM	31.0	88	104	41	29.4	59.6%	26.0
7/24/2024 6:00:00 PM	31.0	58	68	40	29.5	58.8%	26.2
7/24/2024 7:00:00 PM	30.0	56	66	34	28.8	53.0%	25.2
7/24/2024 8:00:00 PM	29.0	37	44	35	28.9	40.9%	24.2
7/24/2024 9:00:00 PM	28.0	30	35	30	27.8	42.9%	24.5
7/24/2024 10:00:00 PM	29.0	21	25	34	28.9	48.0%	25.7
7/24/2024 11:00:00 PM	29.0	14	17	30	27.8	47.1%	23.8

East Bound Summary
NE 10th

from Sat-Jul-13-2024-12-00-AM to Thu-Jul-25-2024-11-59-PM

7/25/2024 12:00:00 AM	27.0	4	5	28	27.0	60.0%	25.0
7/25/2024 1:00:00 AM	20.0	2	2	20	0.0	0.0%	18.5
7/25/2024 2:00:00 AM	**No Data**						
7/25/2024 3:00:00 AM	36.0	2	2	36	36.0	50.0%	29.0
7/25/2024 4:00:00 AM	**No Data**						
7/25/2024 5:00:00 AM	28.0	5	6	38	33.0	33.3%	24.2
7/25/2024 6:00:00 AM	32.0	3	3	32	29.5	66.7%	26.3
7/25/2024 7:00:00 AM	28.0	12	14	35	29.2	42.9%	22.9
7/25/2024 8:00:00 AM	29.0	25	29	36	30.1	37.9%	23.6
7/25/2024 9:00:00 AM	29.0	25	29	32	29.2	41.4%	24.1
7/25/2024 10:00:00 AM	30.0	42	50	41	29.9	44.0%	23.9
7/25/2024 11:00:00 AM	30.0	40	47	35	29.5	48.9%	25.6
7/25/2024 12:00:00 PM	30.0	41	48	33	29.8	43.8%	24.2
7/25/2024 1:00:00 PM	30.0	63	74	39	29.4	44.6%	25.0
7/25/2024 2:00:00 PM	31.0	37	43	36	29.6	55.8%	25.9
7/25/2024 3:00:00 PM	30.0	56	66	36	29.1	50.0%	24.9
7/25/2024 4:00:00 PM	29.0	60	71	38	28.7	49.3%	24.9
7/25/2024 5:00:00 PM	31.0	80	94	38	29.2	58.5%	25.9
7/25/2024 6:00:00 PM	31.0	60	71	40	30.2	57.7%	26.5
7/25/2024 7:00:00 PM	31.0	54	63	35	29.1	57.1%	25.5
7/25/2024 8:00:00 PM	29.0	46	54	36	28.6	50.0%	25.0
7/25/2024 9:00:00 PM	29.0	38	45	36	28.5	53.3%	24.8
7/25/2024 10:00:00 PM	28.0	29	34	33	28.2	38.2%	23.4
7/25/2024 11:00:00 PM	28.0	16	19	31	27.8	47.4%	23.7
7/26/2024 12:00:00 AM	26.0	3	4	27	26.5	50.0%	22.0

Day/Time Ending	85th pctl (MPH)	85th pctl cnts	Total Cnts	Max Speed	Avg Speeder	% Speeders	Avg Speed
7/14/2024 12:00:00 AM	30.0	718	845	43	29.5	42.8%	24.4
7/15/2024 12:00:00 AM	31.0	547	643	55	29.6	52.7%	25.5
7/16/2024 12:00:00 AM	30.0	672	790	41	29.2	48.5%	25.1
7/17/2024 12:00:00 AM	29.0	785	923	47	29.0	42.9%	24.3
7/18/2024 12:00:00 AM	30.0	759	893	56	29.4	50.1%	25.2
7/19/2024 12:00:00 AM	29.0	871	1025	49	29.3	41.7%	24.3
7/20/2024 12:00:00 AM	30.0	985	1159	45	29.3	45.0%	24.8
7/21/2024 12:00:00 AM	30.0	905	1065	51	29.3	41.7%	24.4
7/22/2024 12:00:00 AM	30.0	643	756	40	29.3	42.9%	24.4
7/23/2024 12:00:00 AM	30.0	725	853	45	29.4	44.7%	24.5
7/24/2024 12:00:00 AM	30.0	756	890	39	29.3	41.0%	24.2
7/25/2024 12:00:00 AM	31.0	728	857	43	29.5	49.2%	25.2
7/25/2024 11:59:59 PM	30.0	738	868	41	29.3	49.8%	25.0

East Bound Weekly Counts
NE 10th

from Sat-Jul-13-2024-12-00-AM to Thu-Jul-25-2024-11-59-PM

	7/8/2024	to	7/14/2024							
	Monday	Tuesday	Wednesday	Thursday	Friday	Saturday	Sunday	Week	Weekend	Week Day 85%
Hour	7/8/2024	7/9/2024	7/10/2024	7/11/2024	7/12/2024	7/13/2024	7/14/2024	Day Avg	Avg	Avg Speed
0 - 1	*	*	*	*	*	6	8	0	7	0
1 - 2	*	*	*	*	*	5	5	0	5	0
2 - 3	*	*	*	*	*	4	6	0	5	0
3 - 4	*	*	*	*	*	2	1	0	1.5	0
4 - 5	*	*	*	*	*	1	0	0	0.5	0
5 - 6	*	*	*	*	*	1	5	0	3	0
6 - 7	*	*	*	*	*	16	3	0	9.5	0
7 - 8	*	*	*	*	*	23	12	0	17.5	0
8 - 9	*	*	*	*	*	27	18	0	22.5	0
9 - 10	*	*	*	*	*	53	23	0	38	0
10 - 11	*	*	*	*	*	74	38	0	56	0
11 - 12	*	*	*	*	*	60	36	0	48	0
12 - 13	*	*	*	*	*	70	59	0	64.5	0
13 - 14	*	*	*	*	*	64	59	0	61.5	0
14 - 15	*	*	*	*	*	70	46	0	58	0
15 - 16	*	*	*	*	*	52	40	0	46	0
16 - 17	*	*	*	*	*	59	54	0	56.5	0
17 - 18	*	*	*	*	*	55	59	0	57	0
18 - 19	*	*	*	*	*	50	41	0	45.5	0
19 - 20	*	*	*	*	*	36	39	0	37.5	0
20 - 21	*	*	*	*	*	35	32	0	33.5	0
21 - 22	*	*	*	*	*	49	37	0	43	0
22 - 23	*	*	*	*	*	17	14	0	15.5	0
23 - 24	*	*	*	*	*	16	8	0	12	0
Totals	0	0	0	0	0	845	643			
% of Total	0%	0%	0%	0%	0%	56.79%	43.21%			

East Bound Weekly Counts
NE 10th

from Sat-Jul-13-2024-12-00-AM to Thu-Jul-25-2024-11-59-PM

	7/15/2024	to	7/21/2024							
	Monday	Tuesday	Wednesday	Thursday	Friday	Saturday	Sunday	Week	Weekend	Week Day 85%
Hour	7/15/2024	7/16/2024	7/17/2024	7/18/2024	7/19/2024	7/20/2024	7/21/2024	Day Avg	Avg	Avg Speed
0 - 1	3	2	1	3	13	9	18	4.4	13.5	29.46
1 - 2	3	1	3	4	3	6	5	2.8	5.5	25.2
2 - 3	0	3	3	2	2	3	4	2	3.5	35
3 - 4	1	2	0	1	0	4	3	0.8	3.5	24.33
4 - 5	2	5	6	5	3	2	0	4.2	1	35
5 - 6	4	6	11	11	7	1	4	7.8	2.5	28.3
6 - 7	25	23	21	18	22	12	4	21.8	8	26.5
7 - 8	22	33	38	41	24	27	20	31.6	23.5	27.8
8 - 9	34	44	25	25	47	68	35	35	51.5	28.02
9 - 10	45	41	38	39	61	54	55	44.8	54.5	29.28
10 - 11	50	54	48	52	83	73	50	57.4	61.5	29.94
11 - 12	41	54	53	49	77	100	58	54.8	79	29.16
12 - 13	40	77	60	60	91	86	75	65.6	80.5	29.1
13 - 14	52	66	50	68	88	82	52	64.8	67	29.98
14 - 15	52	67	72	71	82	94	56	68.8	75	27.64
15 - 16	57	70	83	78	101	70	57	77.8	63.5	29.2
16 - 17	82	85	90	111	92	87	52	92	69.5	30.02
17 - 18	74	84	76	96	70	58	39	80	48.5	30.64
18 - 19	61	64	66	92	93	49	51	75.2	50	29.34
19 - 20	46	52	51	65	67	50	40	56.2	45	29.44
20 - 21	44	41	42	60	43	42	28	46	35	29.86
21 - 22	29	26	33	32	37	43	33	31.4	38	27.76
22 - 23	13	12	20	21	34	33	10	20	21.5	28
23 - 24	10	11	3	21	19	12	7	12.8	9.5	27.36
Totals	790	923	893	1025	1159	1065	756			
% of Total	11.95%	13.96%	13.51%	15.5%	17.53%	16.11%	11.44%			

East Bound Weekly Counts
NE 10th

from Sat-Jul-13-2024-12-00-AM to Thu-Jul-25-2024-11-59-PM

	7/22/2024	to	7/28/2024							
	Monday	Tuesday	Wednesday	Thursday	Friday	Saturday	Sunday	Week	Weekend	Week Day 85%
Hour	7/22/2024	7/23/2024	7/24/2024	7/25/2024	7/26/2024	7/27/2024	7/28/2024	Day Avg	Avg	Avg Speed
0 - 1	3	2	3	2	*	*	*	2.5	0	26.5
1 - 2	3	1	4	0	*	*	*	2	0	25.83
2 - 3	2	0	1	2	*	*	*	1.25	0	28.67
3 - 4	1	0	1	0	*	*	*	0.5	0	30.5
4 - 5	7	2	5	6	*	*	*	5	0	32.5
5 - 6	9	8	11	3	*	*	*	7.75	0	29.62
6 - 7	14	23	22	14	*	*	*	18.25	0	26.62
7 - 8	27	30	35	29	*	*	*	30.25	0	29.75
8 - 9	28	34	38	29	*	*	*	32.25	0	28
9 - 10	32	41	35	50	*	*	*	39.5	0	30.55
10 - 11	34	53	33	47	*	*	*	41.75	0	29.8
11 - 12	47	56	51	48	*	*	*	50.5	0	29.48
12 - 13	50	72	60	74	*	*	*	64	0	29.35
13 - 14	69	52	59	43	*	*	*	55.75	0	29.12
14 - 15	65	55	68	66	*	*	*	63.5	0	30.3
15 - 16	66	70	67	71	*	*	*	68.5	0	29.08
16 - 17	83	95	104	94	*	*	*	94	0	30.32
17 - 18	95	78	68	71	*	*	*	78	0	30.32
18 - 19	71	77	66	63	*	*	*	69.25	0	29.67
19 - 20	50	52	44	54	*	*	*	50	0	29.38
20 - 21	37	39	35	45	*	*	*	39	0	28.15
21 - 22	39	28	25	34	*	*	*	31.5	0	27.9
22 - 23	17	19	17	19	*	*	*	18	0	28.08
23 - 24	4	3	5	4	*	*	*	4	0	26.5
Totals	853	890	857	868	0	0	0			
% of Total	24.6%	25.66%	24.71%	25.03%	0%	0%	0%			

East Bound Monthly Counts
NE 10th

from Sat-Jul-13-2024-12-00-AM to Thu-Jul-25-2024-11-59-PM

	Jul 2024							Week	Weekend	Week Day 85%
Hour	Monday	Tuesday	Wednesday	Thursday	Friday	Saturday	Sunday	Day Avg	Avg	Avg Speed
0 - 1	6	4	4	5	13	15	26	6.4	20.5	28.36
1 - 2	6	2	7	4	3	11	10	4.4	10.5	26.2
2 - 3	2	3	4	4	2	7	10	3	8.5	31.8
3 - 4	2	2	1	1	0	6	4	1.2	5	28
4 - 5	9	7	11	11	3	3	0	8.2	1.5	35.4
5 - 6	13	14	22	14	7	2	9	14	5.5	29
6 - 7	39	46	43	32	22	28	7	36.4	17.5	26.56
7 - 8	49	63	73	70	24	50	32	55.8	41	28.44
8 - 9	62	78	63	54	47	95	53	60.8	74	28.1
9 - 10	77	82	73	89	61	107	78	76.4	92.5	29.8
10 - 11	84	107	81	99	83	147	88	90.8	117.5	29.94
11 - 12	88	110	104	97	77	160	94	95.2	127	29.26
12 - 13	90	149	120	134	91	156	134	116.8	145	29.32
13 - 14	121	118	109	111	88	146	111	109.4	128.5	29.52
14 - 15	117	122	140	137	82	164	102	119.6	133	29.06
15 - 16	123	140	150	149	101	122	97	132.6	109.5	29.32
16 - 17	165	180	194	205	92	146	106	167.2	126	30.16
17 - 18	169	162	144	167	70	113	98	142.4	105.5	30.68
18 - 19	132	141	132	155	93	99	92	130.6	95.5	29.44
19 - 20	96	104	95	119	67	86	79	96.2	82.5	29.52
20 - 21	81	80	77	105	43	77	60	77.2	68.5	29.46
21 - 22	68	54	58	66	37	92	70	56.6	81	27.98
22 - 23	30	31	37	40	34	50	24	34.4	37	28.3
23 - 24	14	14	8	25	19	28	15	16	21.5	27.36
Totals	1643	1813	1750	1893	1159	1910	1399			
% of Total	14.2%	15.67%	15.13%	16.37%	10.02%	16.51%	12.09%			

East Bound Weekly Speeds
NE 10th

from Sat-Jul-13-2024-12-00-AM to Thu-Jul-25-2024-11-59-PM

	7/8/2024	to	7/14/2024							
	Monday	Tuesday	Wednesday	Thursday	Friday	Saturday	Sunday	Week	Weekend	Week Day 85%
Hour	7/8/2024	7/9/2024	7/10/2024	7/11/2024	7/12/2024	7/13/2024	7/14/2024	Day Avg	Avg	Avg Speed
0 - 1	*	*	*	*	*	22.33	28	0	25.57	0
1 - 2	*	*	*	*	*	26.8	19.8	0	23.3	0
2 - 3	*	*	*	*	*	24.75	23	0	23.7	0
3 - 4	*	*	*	*	*	28	21	0	25.67	0
4 - 5	*	*	*	*	*	27	0	0	27	0
5 - 6	*	*	*	*	*	16	26.8	0	25	0
6 - 7	*	*	*	*	*	22.56	21.33	0	22.37	0
7 - 8	*	*	*	*	*	22.09	22.25	0	22.14	0
8 - 9	*	*	*	*	*	23.22	25.5	0	24.13	0
9 - 10	*	*	*	*	*	22.51	23.57	0	22.83	0
10 - 11	*	*	*	*	*	23.7	25	0	24.14	0
11 - 12	*	*	*	*	*	24.32	26.25	0	25.04	0
12 - 13	*	*	*	*	*	25.5	25.85	0	25.66	0
13 - 14	*	*	*	*	*	24.36	25.42	0	24.87	0
14 - 15	*	*	*	*	*	23.73	26.46	0	24.81	0
15 - 16	*	*	*	*	*	24.75	25.9	0	25.25	0
16 - 17	*	*	*	*	*	24.53	26.31	0	25.38	0
17 - 18	*	*	*	*	*	26.53	26.36	0	26.44	0
18 - 19	*	*	*	*	*	26.36	27.46	0	26.86	0
19 - 20	*	*	*	*	*	24.19	23.95	0	24.07	0
20 - 21	*	*	*	*	*	25.17	25.22	0	25.19	0
21 - 22	*	*	*	*	*	23.63	24.62	0	24.06	0
22 - 23	*	*	*	*	*	24.82	24	0	24.45	0
23 - 24	*	*	*	*	*	26.06	21.75	0	24.62	0
Totals	0	0	0	0	0	24.4	25.5			
% of Total	0%	0%	0%	0%	0%	48.9%	51.1%			

East Bound Weekly Speeds
NE 10th

from Sat-Jul-13-2024-12-00-AM to Thu-Jul-25-2024-11-59-PM

	7/15/2024	to	7/21/2024							
	Monday	Tuesday	Wednesday	Thursday	Friday	Saturday	Sunday	Week	Weekend	Week Day 85%
Hour	7/15/2024	7/16/2024	7/17/2024	7/18/2024	7/19/2024	7/20/2024	7/21/2024	Day Avg	Avg	Avg Speed
0 - 1	22.33	27.5	30	23.33	26	26.33	22.89	25.45	24.04	29.46
1 - 2	21.67	15	30	25.75	20.33	25.17	27.2	23.86	26.09	25.2
2 - 3	0	26.67	29.33	29.5	27.5	24	24.75	28.2	24.43	35
3 - 4	22	22.5	0	26	0	23.25	26.67	23.25	24.71	24.33
4 - 5	31.5	27.6	26.83	30.2	29.67	27.5	0	28.67	27.5	35
5 - 6	25.75	24.83	26.36	25.73	24.86	29	23.25	25.62	24.4	28.3
6 - 7	21.4	21.87	21.1	21.78	22.41	23.17	22	21.71	22.87	26.5
7 - 8	22.77	20.45	22.71	23.78	23	23.04	18.6	22.57	21.15	27.8
8 - 9	24.26	23.07	22.28	23.4	23.85	23.29	21.86	23.45	22.81	28.02
9 - 10	25.56	23.22	24.24	24.33	23.13	24.65	23.13	24.03	23.88	29.28
10 - 11	24.62	22.26	24.52	25.92	24.34	24.05	23.52	24.31	23.84	29.94
11 - 12	22.93	23.65	26.47	25.1	24.4	23.44	24.74	24.56	23.92	29.16
12 - 13	24.9	24.97	25.2	25.38	25.92	24.37	24.4	25.34	24.39	29.1
13 - 14	26.06	24.38	25.56	23.91	25.39	24.22	26.19	25.01	24.99	29.98
14 - 15	25.48	23.4	25.42	19.52	24.17	24.87	25.8	23.52	25.22	27.64
15 - 16	25	24.47	26.24	22.87	25.39	24.5	23.98	24.84	24.27	29.2
16 - 17	25.4	25.54	26.37	24.15	25.98	25.64	25.42	25.43	25.56	30.02
17 - 18	26.99	26.6	25.34	26.24	26.21	26.19	25	26.28	25.71	30.64
18 - 19	25.67	25.12	24.82	25.82	25.13	25.69	26.04	25.33	25.87	29.34
19 - 20	25.09	25.77	26.16	24.25	24.37	24.98	25.5	25.04	25.21	29.44
20 - 21	26.36	24.93	25.29	24.77	25.16	23.69	22.96	25.27	23.4	29.86
21 - 22	23.14	23.46	24.7	24.03	23.46	21.86	25.12	23.78	23.28	27.76
22 - 23	26.38	22.25	24.4	23.24	23.56	24.91	25.4	23.87	25.02	28
23 - 24	24.1	22.27	24.67	23.57	25.79	23.5	24.43	24.14	23.84	27.36
Totals	25.1	24.3	25.2	24.3	24.8	24.4	24.4			
% of Total	14.55%	14.09%	14.61%	14.09%	14.38%	14.14%	14.14%			

East Bound Weekly Speeds
NE 10th

from Sat-Jul-13-2024-12-00-AM to Thu-Jul-25-2024-11-59-PM

	7/22/2024	to	7/28/2024							
	Monday	Tuesday	Wednesday	Thursday	Friday	Saturday	Sunday	Week	Weekend	Week Day 85%
Hour	7/22/2024	7/23/2024	7/24/2024	7/25/2024	7/26/2024	7/27/2024	7/28/2024	Day Avg	Avg	Avg Speed
0 - 1	29.33	24.5	26.33	18.5	*	*	*	25.3	*	26.5
1 - 2	23.33	21	21	0	*	*	*	21.88	*	25.83
2 - 3	22.5	0	26	29	*	*	*	25.8	*	28.67
3 - 4	22	0	39	0	*	*	*	30.5	*	30.5
4 - 5	28.86	31	28.2	24.17	*	*	*	27.5	*	32.5
5 - 6	23.67	25.62	25.09	26.33	*	*	*	24.94	*	29.62
6 - 7	22.07	21.22	20.82	22.86	*	*	*	21.58	*	26.62
7 - 8	23.41	23.9	22.83	23.59	*	*	*	23.4	*	29.75
8 - 9	22.64	22.41	23.21	24.14	*	*	*	23.09	*	28
9 - 10	24.97	24.73	26.86	23.9	*	*	*	24.99	*	30.55
10 - 11	23.82	22.72	25.24	25.55	*	*	*	24.24	*	29.8
11 - 12	23.87	24.12	24.02	24.17	*	*	*	24.05	*	29.48
12 - 13	24.12	24.38	25.1	25.04	*	*	*	24.69	*	29.35
13 - 14	25.22	23	25.15	25.93	*	*	*	24.82	*	29.12
14 - 15	24.89	24.93	27.68	24.94	*	*	*	25.66	*	30.3
15 - 16	24.71	24.17	25.3	24.9	*	*	*	24.77	*	29.08
16 - 17	25.67	24.74	25.98	25.9	*	*	*	25.58	*	30.32
17 - 18	24.59	25.76	26.22	26.55	*	*	*	25.68	*	30.32
18 - 19	25.08	25.19	25.24	25.52	*	*	*	25.25	*	29.67
19 - 20	25.26	23.96	24.18	25.04	*	*	*	24.62	*	29.38
20 - 21	23.46	23.97	24.51	24.78	*	*	*	24.21	*	28.15
21 - 22	23.9	22.75	25.72	23.44	*	*	*	23.88	*	27.9
22 - 23	21.82	23.05	23.82	23.68	*	*	*	23.11	*	28.08
23 - 24	23	22.67	25	22	*	*	*	23.31	*	26.5
Totals	24.5	24.2	25.2	25	0	0	0			
% of Total	24.77%	24.47%	25.48%	25.28%	0%	0%	0%			

East Bound Monthly Speeds
NE 10th

from Sat-Jul-13-2024-12-00-AM to Thu-Jul-25-2024-11-59-PM

	Jul 2024							Week	Weekend	Week Day 85%
Hour	Monday	Tuesday	Wednesday	Thursday	Friday	Saturday	Sunday	Day Avg	Avg	Avg Speed
0 - 1	25.83	26	27.25	21.4	26	24.73	24.46	25.41	24.56	28.36
1 - 2	22.5	18	24.86	25.75	20.33	25.91	23.5	23.14	24.76	26.2
2 - 3	22.5	26.67	28.5	29.25	27.5	24.43	23.7	27.4	24	31.8
3 - 4	22	22.5	39	26	0	24.83	25.25	25.67	25	28
4 - 5	29.44	28.57	27.45	26.91	29.67	27.33	0	28.1	27.33	35.4
5 - 6	24.31	25.29	25.73	25.86	24.86	22.5	25.22	25.31	24.73	29
6 - 7	21.64	21.54	20.95	22.25	22.41	22.82	21.71	21.65	22.6	26.56
7 - 8	23.12	22.1	22.77	23.7	23	22.6	19.97	22.93	21.57	28.44
8 - 9	23.53	22.78	22.84	23.8	23.85	23.27	23.09	23.29	23.21	28.1
9 - 10	25.31	23.98	25.49	24.09	23.13	23.59	23.26	24.43	23.45	29.8
10 - 11	24.3	22.49	24.81	25.75	24.34	23.88	24.16	24.29	23.98	29.94
11 - 12	23.43	23.89	25.27	24.64	24.4	23.77	25.32	24.34	24.34	29.26
12 - 13	24.47	24.68	25.15	25.19	25.92	24.88	25.04	25.06	24.95	29.32
13 - 14	25.58	23.77	25.34	24.69	25.39	24.28	25.78	24.93	24.93	29.52
14 - 15	25.15	24.09	26.51	22.13	24.17	24.38	26.1	24.43	25.04	29.06
15 - 16	24.85	24.32	25.82	23.84	25.39	24.61	24.77	24.81	24.68	29.32
16 - 17	25.54	25.12	26.16	24.96	25.98	25.19	25.88	25.5	25.48	30.16
17 - 18	25.64	26.19	25.76	26.37	26.21	26.35	25.82	26.02	26.1	30.68
18 - 19	25.36	25.16	25.03	25.7	25.13	26.03	26.67	25.3	26.34	29.44
19 - 20	25.18	24.87	25.24	24.61	24.37	24.65	24.73	24.87	24.69	29.52
20 - 21	25.04	24.46	24.94	24.77	25.16	24.36	24.17	24.84	24.28	29.46
21 - 22	23.57	23.09	25.14	23.73	23.46	22.8	24.86	23.82	23.69	27.98
22 - 23	23.8	22.74	24.14	23.45	23.56	24.88	24.58	23.55	24.78	28.3
23 - 24	23.79	22.36	24.88	23.32	25.79	24.96	23	23.98	24.28	27.36
Totals	24.8	24.2	25.2	24.6	24.8	24.4	24.9			
% of Total	14.34%	14%	14.57%	14.23%	14.34%	14.11%	14.4%			

East Bound Weekly EightyFifthSpeeds
NE 10th

from Sat-Jul-13-2024-12-00-AM to Thu-Jul-25-2024-11-59-PM

	7/8/2024	to	7/14/2024							
	Monday	Tuesday	Wednesday	Thursday	Friday	Saturday	Sunday	Week	Weekend	Week Day 85%
Hour	7/8/2024	7/9/2024	7/10/2024	7/11/2024	7/12/2024	7/13/2024	7/14/2024	Day Avg	Avg	Avg Speed
0 - 1	*	*	*	*	*	25	33	0	29	0
1 - 2	*	*	*	*	*	29	20	0	24.5	0
2 - 3	*	*	*	*	*	25	28	0	26.5	0
3 - 4	*	*	*	*	*	30	21	0	25.5	0
4 - 5	*	*	*	*	*	27	0	0	27	0
5 - 6	*	*	*	*	*	16	25	0	20.5	0
6 - 7	*	*	*	*	*	32.3	30	0	31.15	0
7 - 8	*	*	*	*	*	27	26.5	0	26.75	0
8 - 9	*	*	*	*	*	29.3	30	0	29.65	0
9 - 10	*	*	*	*	*	27.5	28.5	0	28	0
10 - 11	*	*	*	*	*	28.5	28.5	0	28.5	0
11 - 12	*	*	*	*	*	28.7	30	0	29.35	0
12 - 13	*	*	*	*	*	30.5	31.5	0	31	0
13 - 14	*	*	*	*	*	30.3	30	0	30.15	0
14 - 15	*	*	*	*	*	28.6	31.3	0	29.95	0
15 - 16	*	*	*	*	*	32	30	0	31	0
16 - 17	*	*	*	*	*	29	31	0	30	0
17 - 18	*	*	*	*	*	32.4	31.6	0	32	0
18 - 19	*	*	*	*	*	30.3	31.3	0	30.8	0
19 - 20	*	*	*	*	*	29.7	28.7	0	29.2	0
20 - 21	*	*	*	*	*	29	29	0	29	0
21 - 22	*	*	*	*	*	28	28.3	0	28.15	0
22 - 23	*	*	*	*	*	28	27.5	0	27.75	0
23 - 24	*	*	*	*	*	29	24	0	26.5	0
Totals	0	0	0	0	0	682.1	654.7			
% of Total	0%	0%	0%	0%	0%	51.02%	48.98%			

East Bound Weekly EightyFifthSpeeds
NE 10th

from Sat-Jul-13-2024-12-00-AM to Thu-Jul-25-2024-11-59-PM

	7/15/2024	to	7/21/2024							
	Monday	Tuesday	Wednesday	Thursday	Friday	Saturday	Sunday	Week	Weekend	Week Day 85%
Hour	7/15/2024	7/16/2024	7/17/2024	7/18/2024	7/19/2024	7/20/2024	7/21/2024	Day Avg	Avg	Avg Speed
0 - 1	28	29	30	28	32.3	32	26	29.46	29	29.46
1 - 2	25	15	33	27	26	28	30	25.2	29	25.2
2 - 3	0	34	35	35	36	26	24	35	25	35
3 - 4	22	25	0	26	0	24	27	24.33	25.5	24.33
4 - 5	41	32	30	33	39	35	0	35	35	35
5 - 6	27	28	29	28.5	29	29	24	28.3	26.5	28.3
6 - 7	24	27	27	27	27.5	30	23	26.5	26.5	26.5
7 - 8	29.5	27.5	27	29	26	28	21	27.8	24.5	27.8
8 - 9	29	27.2	27.7	28.5	27.7	28.3	27	28.02	27.65	28.02
9 - 10	30.7	27.2	30	30.5	28	29.5	28.5	29.28	29	29.28
10 - 11	30.2	27.7	31.3	31.3	29.2	28.5	28.5	29.94	28.5	29.94
11 - 12	28.2	28.7	30.2	29.7	29	28	28.9	29.16	28.45	29.16
12 - 13	28.7	28.6	29	29.5	29.7	28.5	28.9	29.1	28.7	29.1
13 - 14	31	30	30	29.1	29.8	28.7	30	29.98	29.35	29.98
14 - 15	29	27.6	29.6	24	28	30	31	27.64	30.5	27.64
15 - 16	30.3	28.3	30.4	26.6	30.4	29	29	29.2	29	29.2
16 - 17	29.8	30.2	30.6	29	30.5	30	30	30.02	30	30.02
17 - 18	30.2	30.4	29.3	31.8	31.5	31.8	30.5	30.64	31.15	30.64
18 - 19	30	29.1	28.6	29.8	29.2	31	29	29.34	30	29.34
19 - 20	29	30.6	29.8	29.2	28.6	28.8	29.7	29.44	29.25	29.44
20 - 21	31	28.8	30.5	28	31	28.8	28	29.86	28.4	29.86
21 - 22	27	26	29.3	28.5	28	26.5	29.7	27.76	28.1	27.76
22 - 23	29	26.7	29	27.3	28	29	29	28	29	28
23 - 24	25.5	25	29	28.5	28.8	26.7	28	27.36	27.35	27.36
Totals	665.1	669.6	685.3	694.8	683.2	695.1	640.7			
% of Total	14.05%	14.15%	14.48%	14.68%	14.43%	14.68%	13.53%			

East Bound Weekly EightyFifthSpeeds
NE 10th

from Sat-Jul-13-2024-12-00-AM to Thu-Jul-25-2024-11-59-PM

	7/22/2024	to	7/28/2024							
	Monday	Tuesday	Wednesday	Thursday	Friday	Saturday	Sunday	Week	Weekend	Week Day 85%
Hour	7/22/2024	7/23/2024	7/24/2024	7/25/2024	7/26/2024	7/27/2024	7/28/2024	Day Avg	Avg	Avg Speed
0 - 1	30	27	29	20	*	*	*	26.5	0	26.5
1 - 2	34	21	22.5	0	*	*	*	25.83	0	25.83
2 - 3	24	0	26	36	*	*	*	28.67	0	28.67
3 - 4	22	0	39	0	*	*	*	30.5	0	30.5
4 - 5	36	38	28	28	*	*	*	32.5	0	32.5
5 - 6	28	30.7	27.8	32	*	*	*	29.62	0	29.62
6 - 7	27	26.5	25	28	*	*	*	26.62	0	26.62
7 - 8	29	31.5	29.5	29	*	*	*	29.75	0	29.75
8 - 9	27	27.8	28.2	29	*	*	*	28	0	28
9 - 10	31.2	29	32	30	*	*	*	30.55	0	30.55
10 - 11	30	28.2	31	30	*	*	*	29.8	0	29.8
11 - 12	28.5	29.7	29.7	30	*	*	*	29.48	0	29.48
12 - 13	28.5	29.5	29.9	29.5	*	*	*	29.35	0	29.35
13 - 14	30.2	27	29	30.3	*	*	*	29.12	0	29.12
14 - 15	29.5	30	32.3	29.4	*	*	*	30.3	0	30.3
15 - 16	28.7	28.9	29.7	29	*	*	*	29.08	0	29.08
16 - 17	29.8	31	30.3	30.2	*	*	*	30.32	0	30.32
17 - 18	29	30.5	30.8	31	*	*	*	30.32	0	30.32
18 - 19	29.9	29.2	29.3	30.3	*	*	*	29.67	0	29.67
19 - 20	30	30	28.7	28.8	*	*	*	29.38	0	29.38
20 - 21	29	27.3	28	28.3	*	*	*	28.15	0	28.15
21 - 22	28.5	26.8	29	27.3	*	*	*	27.9	0	27.9
22 - 23	29	27	28.3	28	*	*	*	28.08	0	28.08
23 - 24	26	27	27	26	*	*	*	26.5	0	26.5
Totals	694.8	633.6	700	640.1	0	0	0			
% of Total	26.04%	23.74%	26.23%	23.99%	0%	0%	0%			

East Bound Monthly EightyFifthSpeeds
NE 10th

from Sat-Jul-13-2024-12-00-AM to Thu-Jul-25-2024-11-59-PM

	Jul 2024									
Hour	Monday	Tuesday	Wednesday	Thursday	Friday	Saturday	Sunday	Week Day Avg	Weekend Avg	Week Day 85% Avg Speed
0 - 1	29.5	27	29	24	32.3	30	28	28.36	29	28.36
1 - 2	25	21	32	27	26	29	28	26.2	28.5	26.2
2 - 3	24	34	30	35	36	25.5	28	31.8	26.75	31.8
3 - 4	22	25	39	26	0	29	26.5	28	27.75	28
4 - 5	40	35	30	33	39	35	0	35.4	35	35.4
5 - 6	28	30.3	28.7	29	29	29	30	29	29.5	29
6 - 7	25	26.3	26.7	27.3	27.5	31	25	26.56	28	26.56
7 - 8	29.2	30	28	29	26	27.3	24.5	28.44	25.9	28.44
8 - 9	28.2	27.6	28.2	28.8	27.7	28.5	28.6	28.1	28.55	28.1
9 - 10	30.9	28.2	31.5	30.4	28	28.8	28.3	29.8	28.55	29.8
10 - 11	30.2	28	31.3	31	29.2	28.5	28.8	29.94	28.65	29.94
11 - 12	28.3	29.2	30	29.8	29	28.4	29.2	29.26	28.8	29.26
12 - 13	28.6	28.9	29.9	29.5	29.7	29.5	29.8	29.32	29.65	29.32
13 - 14	30.5	28	30	29.3	29.8	30.1	30	29.52	30.05	29.52
14 - 15	29.1	29.2	31	28	28	28.9	31.2	29.06	30.05	29.06
15 - 16	29.7	28.6	30.1	27.8	30.4	29.8	29.6	29.32	29.7	29.32
16 - 17	29.7	30.5	30.6	29.5	30.5	29.7	30.8	30.16	30.25	30.16
17 - 18	29.8	30.5	30.2	31.4	31.5	32.1	31.3	30.68	31.7	30.68
18 - 19	29.9	29.2	28.8	30.1	29.2	30.6	30.7	29.44	30.65	29.44
19 - 20	30.1	30.3	29.6	29	28.6	29.2	29.2	29.52	29.2	29.52
20 - 21	30.5	28.2	29.4	28.2	31	28.8	28.7	29.46	28.75	29.46
21 - 22	28.2	26.6	29.3	27.8	28	27.5	29.2	27.98	28.35	27.98
22 - 23	30.5	26.9	28.5	27.6	28	28.5	28	28.3	28.25	28.3
23 - 24	26	27	28	27	28.8	28.5	27	27.36	27.75	27.36

Summary of Violators
NE 10th

from Sat-Jul-13-2024-12-00-AM to Thu-Jul-25-2024-11-59-PM

Starting Hour	Count	Average Speed of all Traffic	Violator Counts	Average Speed of Violators
00:00:00	73	24.9	30	30.0
01:00:00	43	23.9	15	29.9
02:00:00	32	25.6	12	31.3
03:00:00	16	25.3	8	28.8
04:00:00	44	28.0	24	33.3
05:00:00	81	25.2	43	29.4
06:00:00	217	21.8	54	28.8
07:00:00	361	22.6	112	29.3
08:00:00	452	23.3	159	28.9
09:00:00	567	24.1	228	29.5
10:00:00	689	24.2	276	29.5
11:00:00	730	24.3	300	29.5
12:00:00	874	25.0	424	29.1
13:00:00	804	24.9	377	29.4
14:00:00	864	24.6	394	29.4
15:00:00	882	24.8	403	29.2
16:00:00	1088	25.5	560	29.4
17:00:00	923	26.0	526	29.7
18:00:00	844	25.5	453	29.2
19:00:00	646	24.8	301	29.2
20:00:00	523	24.7	240	28.9
21:00:00	445	23.8	162	28.6
22:00:00	246	23.9	97	29.2
23:00:00	123	24.1	46	29.1

East Bound Histogram

NE 10th

from Sat-Jul-13-2024-12-00-AM to Thu-Jul-25-2024-11-59-PM

Date	Starting Hr:min	<15	15 to <20	20 to <25	25 to <30	30 to <35	35 to <40	40 to <45	45 to <50	50 to <55	55 to <60	60 to <65	65 to <70	70 to <75	75 to <80	80 to <85	85 to <90	90 to <95	95 to >100	Total Counts	Avg Speed (MPH)	85pct Speed	10MPH Pace	% in pace	# of Speeders	% Speeders	VEH_SM	VEH_MED	VEH_LG
7/13/2024	00:00	0	1	3	2	0	0	0	0	0	0	0	0	0	0	0	0	0	0	6	22.3	25	18 to 28	100.0	1	16.7	0	6	0
7/13/2024	01:00	0	0	3	1	1	0	0	0	0	0	0	0	0	0	0	0	0	0	5	26.8	29	19 to 29	80.0	2	40.0	0	5	0
7/13/2024	02:00	0	0	2	2	0	0	0	0	0	0	0	0	0	0	0	0	0	0	4	24.8	25	16 to 26	100.0	1	25.0	0	4	0
7/13/2024	03:00	0	0	0	1	1	0	0	0	0	0	0	0	0	0	0	0	0	0	2	28	30	20 to 30	100.0	2	100.0	0	2	0
7/13/2024	04:00	0	0	0	1	0	0	0	0	0	0	0	0	0	0	0	0	0	0	1	27	27	17 to 27	100.0	1	100.0	0	1	0
7/13/2024	05:00	0	1	0	0	0	0	0	0	0	0	0	0	0	0	0	0	0	0	1	16	16	6 to 16	100.0	*	*	0	1	0
7/13/2024	06:00	2	3	5	3	3	0	0	0	0	0	0	0	0	0	0	0	0	0	16	22.6	32.3	15 to 25	56.3	5	31.3	0	15	1
7/13/2024	07:00	3	4	7	7	2	0	0	0	0	0	0	0	0	0	0	0	0	0	23	22.1	27	18 to 28	78.3	5	21.7	0	22	1
7/13/2024	08:00	3	4	8	7	5	0	0	0	0	0	0	0	0	0	0	0	0	0	27	23.2	29.3	17 to 27	66.7	11	40.7	0	25	2
7/13/2024	09:00	1	14	22	10	6	0	0	0	0	0	0	0	0	0	0	0	0	0	53	22.5	27.5	17 to 27	71.7	15	28.3	0	52	1
7/13/2024	10:00	4	12	20	28	9	0	1	0	0	0	0	0	0	0	0	0	0	0	74	23.7	28.5	21 to 31	70.3	30	40.5	0	68	6
7/13/2024	11:00	1	8	26	18	6	0	1	0	0	0	0	0	0	0	0	0	0	0	60	24.3	28.7	19 to 29	81.7	22	36.7	0	57	3
7/13/2024	12:00	1	6	25	22	14	2	0	0	0	0	0	0	0	0	0	0	0	0	70	25.5	30.5	20 to 30	74.3	35	50.0	0	69	1
7/13/2024	13:00	3	11	18	15	17	0	0	0	0	0	0	0	0	0	0	0	0	0	64	24.4	30.3	21 to 31	64.1	27	42.2	0	63	1
7/13/2024	14:00	4	11	20	28	7	0	0	0	0	0	0	0	0	0	0	0	0	0	70	23.7	28.6	19 to 29	71.4	28	40.0	0	67	3
7/13/2024	15:00	1	12	13	11	14	1	0	0	0	0	0	0	0	0	0	0	0	0	52	24.8	32	20 to 30	53.8	24	46.2	0	51	1
7/13/2024	16:00	1	5	24	20	9	0	0	0	0	0	0	0	0	0	0	0	0	0	59	24.5	29	20 to 30	79.7	27	45.8	0	58	1
7/13/2024	17:00	1	5	14	16	16	3	0	0	0	0	0	0	0	0	0	0	0	0	55	26.5	32.4	21 to 31	67.3	31	56.4	0	51	4
7/13/2024	18:00	2	6	7	21	12	1	1	0	0	0	0	0	0	0	0	0	0	0	50	26.4	30.3	22 to 32	76.0	32	64.0	0	48	2
7/13/2024	19:00	0	6	15	8	6	1	0	0	0	0	0	0	0	0	0	0	0	0	36	24.2	29.7	20 to 30	72.2	12	33.3	0	33	3
7/13/2024	20:00	0	6	7	17	3	2	0	0	0	0	0	0	0	0	0	0	0	0	35	25.2	29	19 to 29	77.1	16	45.7	0	34	1
7/13/2024	21:00	0	11	16	17	5	0	0	0	0	0	0	0	0	0	0	0	0	0	49	23.6	28	18 to 28	75.5	19	38.8	0	46	3
7/13/2024	22:00	1	2	4	8	1	0	1	0	0	0	0	0	0	0	0	0	0	0	17	24.8	28	19 to 29	76.5	8	47.1	0	17	0
7/13/2024	23:00	0	1	4	9	2	0	0	0	0	0	0	0	0	0	0	0	0	0	16	26.1	29	19 to 29	81.3	8	50.0	0	16	0
24 Hr Summary		28	129	263	272	139	10	4	0	0	0	0	0	0	0	0	0	0	0	845	24.4	30	19 to 29	68.5	362	42.8	0	811	34

East Bound Histogram

NE 10th

from Sat-Jul-13-2024-12-00-AM to Thu-Jul-25-2024-11-59-PM

Date	Starting Hr:min	<15	15 to <20	20 to <25	25 to <30	30 to <35	35 to <40	40 to <45	45 to <50	50 to <55	55 to <60	60 to <65	65 to <70	70 to <75	75 to <80	80 to <85	85 to <90	90 to <95	95 to >100	Total Counts	Avg Speed (MPH)	85pct Speed	10MPH Pace	% in pace	# of Speeders	% Speeders	VEH_SM	VEH_MED	VEH_LG	
7/14/2024	00:00	0	1	2	2	2	0	1	0	0	0	0	0	0	0	0	0	0	0	8	28	33	23 to 33	75.0	5	62.5	0	7	1	
7/14/2024	01:00	0	2	3	0	0	0	0	0	0	0	0	0	0	0	0	0	0	0	5	19.8	20	11 to 21	100.0	*	*	0	5	0	
7/14/2024	02:00	0	2	2	2	0	0	0	0	0	0	0	0	0	0	0	0	0	0	6	23	28	18 to 28	83.3	2	33.3	0	6	0	
7/14/2024	03:00	0	0	1	0	0	0	0	0	0	0	0	0	0	0	0	0	0	0	1	21	21	11 to 21	100.0	*	*	0	1	0	
7/14/2024	04:00	*	*	*	*	*	*	*	*	*	*	*	*	*	*	*	*	*	*	*	*	*	*	*	*	*	*	*	*	*
7/14/2024	05:00	0	1	2	1	0	0	0	1	0	0	0	0	0	0	0	0	0	0	5	26.8	25	15 to 25	80.0	1	20.0	0	4	1	
7/14/2024	06:00	1	0	1	0	1	0	0	0	0	0	0	0	0	0	0	0	0	0	3	21.3	30	10 to 20	66.7	1	33.3	0	3	0	
7/14/2024	07:00	0	3	4	4	1	0	0	0	0	0	0	0	0	0	0	0	0	0	12	22.3	26.5	15 to 25	75.0	3	25.0	0	12	0	
7/14/2024	08:00	0	4	2	8	3	1	0	0	0	0	0	0	0	0	0	0	0	0	18	25.5	30	22 to 32	66.7	11	61.1	0	17	1	
7/14/2024	09:00	1	4	8	8	2	0	0	0	0	0	0	0	0	0	0	0	0	0	23	23.6	28.5	19 to 29	78.3	9	39.1	0	22	1	
7/14/2024	10:00	0	6	9	18	4	1	0	0	0	0	0	0	0	0	0	0	0	0	38	25	28.5	19 to 29	78.9	21	55.3	0	38	0	
7/14/2024	11:00	1	3	8	17	6	0	0	0	0	1	0	0	0	0	0	0	0	0	36	26.3	30	19 to 29	75.0	20	55.6	0	36	0	
7/14/2024	12:00	0	5	19	22	9	4	0	0	0	0	0	0	0	0	0	0	0	0	59	25.8	31.5	18 to 28	74.6	32	54.2	0	59	0	
7/14/2024	13:00	2	4	17	25	10	1	0	0	0	0	0	0	0	0	0	0	0	0	59	25.4	30	20 to 30	74.6	32	54.2	0	58	1	
7/14/2024	14:00	1	5	10	15	13	2	0	0	0	0	0	0	0	0	0	0	0	0	46	26.5	31.3	22 to 32	71.7	26	56.5	0	46	0	
7/14/2024	15:00	1	5	9	16	9	0	0	0	0	0	0	0	0	0	0	0	0	0	40	25.9	30	22 to 32	75.0	24	60.0	0	40	0	
7/14/2024	16:00	1	4	12	23	10	4	0	0	0	0	0	0	0	0	0	0	0	0	54	26.3	31	21 to 31	72.2	31	57.4	0	54	0	
7/14/2024	17:00	2	5	14	16	20	2	0	0	0	0	0	0	0	0	0	0	0	0	59	26.4	31.6	21 to 31	64.4	34	57.6	0	59	0	
7/14/2024	18:00	0	3	6	16	16	0	0	0	0	0	0	0	0	0	0	0	0	0	41	27.5	31.3	23 to 33	82.9	31	75.6	0	39	2	
7/14/2024	19:00	1	8	14	11	4	1	0	0	0	0	0	0	0	0	0	0	0	0	39	23.9	28.7	18 to 28	71.8	15	38.5	0	38	1	
7/14/2024	20:00	0	5	8	14	5	0	0	0	0	0	0	0	0	0	0	0	0	0	32	25.2	29	23 to 33	78.1	18	56.3	0	31	1	
7/14/2024	21:00	0	4	14	15	4	0	0	0	0	0	0	0	0	0	0	0	0	0	37	24.6	28.3	20 to 30	83.8	15	40.5	0	37	0	
7/14/2024	22:00	1	3	3	6	1	0	0	0	0	0	0	0	0	0	0	0	0	0	14	24	27.5	18 to 28	85.7	7	50.0	0	14	0	
7/14/2024	23:00	0	1	6	1	0	0	0	0	0	0	0	0	0	0	0	0	0	0	8	21.8	24	17 to 27	100.0	1	12.5	0	8	0	
24 Hr Summary		12	78	174	240	120	16	1	1	0	1	0	0	0	0	0	0	0	0	643	25.5	31	20 to 30	69.7	339	52.7	0	634	9	

East Bound Histogram

NE 10th

from Sat-Jul-13-2024-12-00-AM to Thu-Jul-25-2024-11-59-PM

Date	Starting Hr:min	<15	15 to <20	20 to <25	25 to <30	30 to <35	35 to <40	40 to <45	45 to <50	50 to <55	55 to <60	60 to <65	65 to <70	70 to <75	75 to <80	80 to <85	85 to <90	90 to <95	95 to >100	Total Counts	Avg Speed (MPH)	85pct Speed	10MPH Pace	% in pace	# of Speeders	% Speeders	VEH_SM	VEH_MED	VEH_LG	
7/15/2024	00:00	0	1	1	1	0	0	0	0	0	0	0	0	0	0	0	0	0	0	3	22.3	28	18 to 28	100.0	1	33.3	0	3	0	
7/15/2024	01:00	0	1	1	1	0	0	0	0	0	0	0	0	0	0	0	0	0	0	3	21.7	25	15 to 25	100.0	*	*	0	3	0	
7/15/2024	02:00	*	*	*	*	*	*	*	*	*	*	*	*	*	*	*	*	*	*	*	*	*	*	*	*	*	*	*	*	*
7/15/2024	03:00	0	0	1	0	0	0	0	0	0	0	0	0	0	0	0	0	0	0	1	22	22	12 to 22	100.0	*	*	0	1	0	
7/15/2024	04:00	0	0	1	0	0	0	1	0	0	0	0	0	0	0	0	0	0	0	2	31.5	41	12 to 22	50.0	1	50.0	0	2	0	
7/15/2024	05:00	0	0	2	1	1	0	0	0	0	0	0	0	0	0	0	0	0	0	4	25.8	27	20 to 30	100.0	2	50.0	0	3	1	
7/15/2024	06:00	1	8	12	4	0	0	0	0	0	0	0	0	0	0	0	0	0	0	25	21.4	24	15 to 25	88.0	2	8.0	0	23	2	
7/15/2024	07:00	1	6	7	4	4	0	0	0	0	0	0	0	0	0	0	0	0	0	22	22.8	29.5	14 to 24	63.6	8	36.4	0	19	3	
7/15/2024	08:00	1	6	11	11	4	0	1	0	0	0	0	0	0	0	0	0	0	0	34	24.3	29	20 to 30	67.6	15	44.1	1	31	2	
7/15/2024	09:00	1	3	14	15	12	0	0	0	0	0	0	0	0	0	0	0	0	0	45	25.6	30.7	21 to 31	73.3	25	55.6	0	44	1	
7/15/2024	10:00	1	8	14	17	10	0	0	0	0	0	0	0	0	0	0	0	0	0	50	24.6	30.2	18 to 28	70.0	25	50.0	1	46	3	
7/15/2024	11:00	0	10	17	11	3	0	0	0	0	0	0	0	0	0	0	0	0	0	41	22.9	28.2	19 to 29	80.5	12	29.3	0	39	2	
7/15/2024	12:00	0	7	9	19	5	0	0	0	0	0	0	0	0	0	0	0	0	0	40	24.9	28.7	18 to 28	75.0	21	52.5	0	38	2	
7/15/2024	13:00	0	1	20	19	10	1	1	0	0	0	0	0	0	0	0	0	0	0	52	26.1	31	19 to 29	76.9	25	48.1	0	51	1	
7/15/2024	14:00	0	6	11	27	7	1	0	0	0	0	0	0	0	0	0	0	0	0	52	25.5	29	20 to 30	82.7	31	59.6	1	50	1	
7/15/2024	15:00	1	7	20	17	10	2	0	0	0	0	0	0	0	0	0	0	0	0	57	25	30.3	18 to 28	71.9	26	45.6	0	53	4	
7/15/2024	16:00	0	6	30	30	14	2	0	0	0	0	0	0	0	0	0	0	0	0	82	25.4	29.8	20 to 30	79.3	38	46.3	1	77	4	
7/15/2024	17:00	0	3	17	34	20	0	0	0	0	0	0	0	0	0	0	0	0	0	74	27	30.2	21 to 31	85.1	50	67.6	0	72	2	
7/15/2024	18:00	1	4	19	21	15	0	1	0	0	0	0	0	0	0	0	0	0	0	61	25.7	30	20 to 30	77.0	34	55.7	0	58	3	
7/15/2024	19:00	0	5	13	21	7	0	0	0	0	0	0	0	0	0	0	0	0	0	46	25.1	29	21 to 31	82.6	24	52.2	0	42	4	
7/15/2024	20:00	0	3	13	17	10	1	0	0	0	0	0	0	0	0	0	0	0	0	44	26.4	31	19 to 29	75.0	25	56.8	0	44	0	
7/15/2024	21:00	0	6	11	10	2	0	0	0	0	0	0	0	0	0	0	0	0	0	29	23.1	27	17 to 27	82.8	9	31.0	0	28	1	
7/15/2024	22:00	0	0	4	7	1	1	0	0	0	0	0	0	0	0	0	0	0	0	13	26.4	29	19 to 29	84.6	6	46.2	0	12	1	
7/15/2024	23:00	0	1	6	2	0	0	1	0	0	0	0	0	0	0	0	0	0	0	10	24.1	25.5	16 to 26	90.0	3	30.0	0	10	0	
24 Hr Summary		7	92	254	289	135	8	5	0	0	0	0	0	0	0	0	0	0	0	790	25.1	30	20 to 30	73.9	383	48.5	4	749	37	

East Bound Histogram

NE 10th

from Sat-Jul-13-2024-12-00-AM to Thu-Jul-25-2024-11-59-PM

Date	Starting Hr:min	<15	15 to <20	20 to <25	25 to <30	30 to <35	35 to <40	40 to <45	45 to <50	50 to <55	55 to <60	60 to <65	65 to <70	70 to <75	75 to <80	80 to <85	85 to <90	90 to <95	95 to >100	Total Counts	Avg Speed (MPH)	85pct Speed	10MPH Pace	% in pace	# of Speeders	% Speeders	VEH_SM	VEH_MED	VEH_LG
7/16/2024	00:00	0	0	0	2	0	0	0	0	0	0	0	0	0	0	0	0	0	0	2	27.5	29	19 to 29	100.0	2	100.0	0	2	0
7/16/2024	01:00	0	1	0	0	0	0	0	0	0	0	0	0	0	0	0	0	0	0	1	15	15	5 to 15	100.0	*	*	0	1	0
7/16/2024	02:00	0	0	2	0	1	0	0	0	0	0	0	0	0	0	0	0	0	0	3	26.7	34	14 to 24	66.7	1	33.3	0	3	0
7/16/2024	03:00	0	0	1	1	0	0	0	0	0	0	0	0	0	0	0	0	0	0	2	22.5	25	15 to 25	100.0	*	*	0	2	0
7/16/2024	04:00	0	0	2	1	1	1	0	0	0	0	0	0	0	0	0	0	0	0	5	27.6	32	19 to 29	60.0	3	60.0	0	5	0
7/16/2024	05:00	0	1	1	4	0	0	0	0	0	0	0	0	0	0	0	0	0	0	6	24.8	28	19 to 29	83.3	3	50.0	0	4	2
7/16/2024	06:00	0	5	14	3	1	0	0	0	0	0	0	0	0	0	0	0	0	0	23	21.9	27	18 to 28	87.0	4	17.4	0	23	0
7/16/2024	07:00	4	15	4	7	3	0	0	0	0	0	0	0	0	0	0	0	0	0	33	20.5	27.5	11 to 21	66.7	10	30.3	1	29	3
7/16/2024	08:00	3	6	16	16	3	0	0	0	0	0	0	0	0	0	0	0	0	0	44	23.1	27.2	19 to 29	79.5	15	34.1	0	40	4
7/16/2024	09:00	2	6	14	17	2	0	0	0	0	0	0	0	0	0	0	0	0	0	41	23.2	27.2	18 to 28	80.5	12	29.3	0	39	2
7/16/2024	10:00	0	18	20	12	3	1	0	0	0	0	0	0	0	0	0	0	0	0	54	22.3	27.7	15 to 25	75.9	13	24.1	1	49	4
7/16/2024	11:00	4	11	11	21	6	1	0	0	0	0	0	0	0	0	0	0	0	0	54	23.6	28.7	19 to 29	70.4	23	42.6	1	50	3
7/16/2024	12:00	2	6	25	36	7	1	0	0	0	0	0	0	0	0	0	0	0	0	77	25	28.6	20 to 30	81.8	39	50.6	0	73	4
7/16/2024	13:00	0	12	22	21	10	1	0	0	0	0	0	0	0	0	0	0	0	0	66	24.4	30	18 to 28	75.8	31	47.0	0	61	5
7/16/2024	14:00	4	13	21	22	4	2	1	0	0	0	0	0	0	0	0	0	0	0	67	23.4	27.6	18 to 28	74.6	22	32.8	0	63	4
7/16/2024	15:00	0	12	27	23	7	0	0	1	0	0	0	0	0	0	0	0	0	0	70	24.5	28.3	18 to 28	82.9	25	35.7	0	64	6
7/16/2024	16:00	1	11	22	30	21	0	0	0	0	0	0	0	0	0	0	0	0	0	85	25.5	30.2	23 to 33	72.9	43	50.6	0	83	2
7/16/2024	17:00	1	9	11	40	19	4	0	0	0	0	0	0	0	0	0	0	0	0	84	26.6	30.4	23 to 33	76.2	58	69.0	0	83	1
7/16/2024	18:00	0	6	20	27	11	0	0	0	0	0	0	0	0	0	0	0	0	0	64	25.1	29.1	20 to 30	87.5	31	48.4	0	61	3
7/16/2024	19:00	0	6	16	17	12	1	0	0	0	0	0	0	0	0	0	0	0	0	52	25.8	30.6	19 to 29	73.1	26	50.0	0	50	2
7/16/2024	20:00	1	4	13	18	5	0	0	0	0	0	0	0	0	0	0	0	0	0	41	24.9	28.8	19 to 29	80.5	21	51.2	0	41	0
7/16/2024	21:00	0	5	8	12	1	0	0	0	0	0	0	0	0	0	0	0	0	0	26	23.5	26	18 to 28	88.5	8	30.8	0	25	1
7/16/2024	22:00	1	4	3	3	1	0	0	0	0	0	0	0	0	0	0	0	0	0	12	22.3	26.7	17 to 27	75.0	4	33.3	0	11	1
7/16/2024	23:00	0	4	3	3	1	0	0	0	0	0	0	0	0	0	0	0	0	0	11	22.3	25	15 to 25	81.8	2	18.2	0	11	0
24 Hr Summary		23	155	276	336	119	12	1	1	0	0	0	0	0	0	0	0	0	0	923	24.3	29	19 to 29	73.3	396	42.9	3	873	47

East Bound Histogram

NE 10th

from Sat-Jul-13-2024-12-00-AM to Thu-Jul-25-2024-11-59-PM

Date	Starting Hr:min	<15	15 to <20	20 to <25	25 to <30	30 to <35	35 to <40	40 to <45	45 to <50	50 to <55	55 to <60	60 to <65	65 to <70	70 to <75	75 to <80	80 to <85	85 to <90	90 to <95	95 to >100	Total Counts	Avg Speed (MPH)	85pct Speed	10MPH Pace	% in pace	# of Speeders	% Speeders	VEH_SM	VEH_MED	VEH_LG	
7/17/2024	00:00	0	0	0	0	1	0	0	0	0	0	0	0	0	0	0	0	0	0	1	30	30	20 to 30	100.0	1	100.0	0	1	0	
7/17/2024	01:00	0	0	0	1	2	0	0	0	0	0	0	0	0	0	0	0	0	0	3	30	33	23 to 33	100.0	2	66.7	0	3	0	
7/17/2024	02:00	0	0	1	0	1	1	0	0	0	0	0	0	0	0	0	0	0	0	3	29.3	35	20 to 30	66.7	2	66.7	0	3	0	
7/17/2024	03:00	*	*	*	*	*	*	*	*	*	*	*	*	*	*	*	*	*	*	*	*	*	*	*	*	*	*	*	*	*
7/17/2024	04:00	0	1	2	1	1	1	0	0	0	0	0	0	0	0	0	0	0	0	6	26.8	30	15 to 25	66.7	2	33.3	0	6	0	
7/17/2024	05:00	0	1	3	5	2	0	0	0	0	0	0	0	0	0	0	0	0	0	11	26.4	29	19 to 29	81.8	7	63.6	0	11	0	
7/17/2024	06:00	2	6	6	7	0	0	0	0	0	0	0	0	0	0	0	0	0	0	21	21.1	27	17 to 27	76.2	7	33.3	1	16	4	
7/17/2024	07:00	1	8	18	6	5	0	0	0	0	0	0	0	0	0	0	0	0	0	38	22.7	27	17 to 27	78.9	10	26.3	0	36	2	
7/17/2024	08:00	2	4	11	6	2	0	0	0	0	0	0	0	0	0	0	0	0	0	25	22.3	27.7	18 to 28	72.0	8	32.0	0	22	3	
7/17/2024	09:00	1	9	9	11	8	0	0	0	0	0	0	0	0	0	0	0	0	0	38	24.2	30	19 to 29	68.4	16	42.1	0	38	0	
7/17/2024	10:00	1	12	13	13	6	3	0	0	0	0	0	0	0	0	0	0	0	0	48	24.5	31.3	19 to 29	66.7	19	39.6	0	44	4	
7/17/2024	11:00	1	5	12	21	12	1	0	0	0	1	0	0	0	0	0	0	0	0	53	26.5	30.2	21 to 31	75.5	32	60.4	0	50	3	
7/17/2024	12:00	0	7	19	25	8	1	0	0	0	0	0	0	0	0	0	0	0	0	60	25.2	29	19 to 29	76.7	31	51.7	0	57	3	
7/17/2024	13:00	0	5	15	17	13	0	0	0	0	0	0	0	0	0	0	0	0	0	50	25.6	30	20 to 30	74.0	26	52.0	0	48	2	
7/17/2024	14:00	0	9	21	27	13	2	0	0	0	0	0	0	0	0	0	0	0	0	72	25.4	29.6	20 to 30	76.4	39	54.2	0	68	4	
7/17/2024	15:00	0	6	28	29	15	4	1	0	0	0	0	0	0	0	0	0	0	0	83	26.2	30.4	21 to 31	79.5	47	56.6	0	77	6	
7/17/2024	16:00	0	11	17	36	24	2	0	0	0	0	0	0	0	0	0	0	0	0	90	26.4	30.6	22 to 32	74.4	59	65.6	0	86	4	
7/17/2024	17:00	0	7	22	35	11	1	0	0	0	0	0	0	0	0	0	0	0	0	76	25.3	29.3	20 to 30	78.9	38	50.0	0	70	6	
7/17/2024	18:00	0	8	21	30	6	1	0	0	0	0	0	0	0	0	0	0	0	0	66	24.8	28.6	20 to 30	81.8	33	50.0	0	62	4	
7/17/2024	19:00	1	3	14	20	11	2	0	0	0	0	0	0	0	0	0	0	0	0	51	26.2	29.8	20 to 30	78.4	28	54.9	0	50	1	
7/17/2024	20:00	0	8	11	11	11	0	1	0	0	0	0	0	0	0	0	0	0	0	42	25.3	30.5	21 to 31	71.4	18	42.9	0	42	0	
7/17/2024	21:00	0	6	11	10	4	1	1	0	0	0	0	0	0	0	0	0	0	0	33	24.7	29.3	18 to 28	72.7	13	39.4	0	31	2	
7/17/2024	22:00	0	4	6	7	3	0	0	0	0	0	0	0	0	0	0	0	0	0	20	24.4	29	18 to 28	75.0	7	35.0	0	20	0	
7/17/2024	23:00	0	1	0	2	0	0	0	0	0	0	0	0	0	0	0	0	0	0	3	24.7	29	17 to 27	66.7	2	66.7	0	3	0	
24 Hr Summary		9	121	260	320	159	20	3	0	0	1	0	0	0	0	0	0	0	0	893	25.2	30	20 to 30	71.2	447	50.1	1	844	48	

East Bound Histogram

NE 10th

from Sat-Jul-13-2024-12-00-AM to Thu-Jul-25-2024-11-59-PM

Date	Starting Hr:min	<15	15 to <20	20 to <25	25 to <30	30 to <35	35 to <40	40 to <45	45 to <50	50 to <55	55 to <60	60 to <65	65 to <70	70 to <75	75 to <80	80 to <85	85 to <90	90 to <95	95 to >100	Total Counts	Avg Speed (MPH)	85pct Speed	10MPH Pace	% in pace	# of Speeders	% Speeders	VEH_SM	VEH_MED	VEH_LG
7/18/2024	00:00	0	1	1	1	0	0	0	0	0	0	0	0	0	0	0	0	0	0	3	23.3	28	18 to 28	100.0	1	33.3	0	3	0
7/18/2024	01:00	0	0	2	1	1	0	0	0	0	0	0	0	0	0	0	0	0	0	4	25.8	27	20 to 30	100.0	2	50.0	0	4	0
7/18/2024	02:00	0	0	1	0	0	1	0	0	0	0	0	0	0	0	0	0	0	0	2	29.5	35	14 to 24	50.0	1	50.0	0	2	0
7/18/2024	03:00	0	0	0	1	0	0	0	0	0	0	0	0	0	0	0	0	0	0	1	26	26	16 to 26	100.0	1	100.0	0	1	0
7/18/2024	04:00	0	0	2	1	1	0	1	0	0	0	0	0	0	0	0	0	0	0	5	30.2	33	23 to 33	80.0	3	60.0	0	5	0
7/18/2024	05:00	0	3	0	7	0	0	1	0	0	0	0	0	0	0	0	0	0	0	11	25.7	28.5	19 to 29	72.7	7	63.6	0	10	1
7/18/2024	06:00	0	7	5	5	1	0	0	0	0	0	0	0	0	0	0	0	0	0	18	21.8	27	15 to 25	77.8	4	22.2	0	17	1
7/18/2024	07:00	1	8	13	13	6	0	0	0	0	0	0	0	0	0	0	0	0	0	41	23.8	29	19 to 29	70.7	16	39.0	0	38	3
7/18/2024	08:00	0	5	11	6	3	0	0	0	0	0	0	0	0	0	0	0	0	0	25	23.4	28.5	17 to 27	76.0	8	32.0	0	24	1
7/18/2024	09:00	1	10	7	13	6	2	0	0	0	0	0	0	0	0	0	0	0	0	39	24.3	30.5	19 to 29	56.4	18	46.2	0	36	3
7/18/2024	10:00	0	4	19	18	8	1	0	2	0	0	0	0	0	0	0	0	0	0	52	25.9	31.3	18 to 28	73.1	24	46.2	0	47	5
7/18/2024	11:00	1	6	14	19	8	1	0	0	0	0	0	0	0	0	0	0	0	0	49	25.1	29.7	19 to 29	73.5	22	44.9	0	46	3
7/18/2024	12:00	1	3	19	27	9	0	0	1	0	0	0	0	0	0	0	0	0	0	60	25.4	29.5	20 to 30	80.0	28	46.7	0	59	1
7/18/2024	13:00	5	12	16	24	10	1	0	0	0	0	0	0	0	0	0	0	0	0	68	23.9	29.1	20 to 30	69.1	29	42.6	0	63	5
7/18/2024	14:00	12	26	22	7	4	0	0	0	0	0	0	0	0	0	0	0	0	0	71	19.5	24	14 to 24	74.6	10	14.1	0	67	4
7/18/2024	15:00	3	13	31	29	2	0	0	0	0	0	0	0	0	0	0	0	0	0	78	22.9	26.6	18 to 28	83.3	24	30.8	0	77	1
7/18/2024	16:00	3	14	42	35	16	1	0	0	0	0	0	0	0	0	0	0	0	0	111	24.2	29	20 to 30	76.6	43	38.7	1	106	4
7/18/2024	17:00	0	11	26	35	18	6	0	0	0	0	0	0	0	0	0	0	0	0	96	26.2	31.8	19 to 29	66.7	54	56.3	0	93	3
7/18/2024	18:00	1	6	34	32	15	2	1	1	0	0	0	0	0	0	0	0	0	0	92	25.8	29.8	20 to 30	78.3	48	52.2	0	87	5
7/18/2024	19:00	1	13	19	21	11	0	0	0	0	0	0	0	0	0	0	0	0	0	65	24.2	29.2	21 to 31	70.8	30	46.2	0	64	1
7/18/2024	20:00	0	6	17	31	6	0	0	0	0	0	0	0	0	0	0	0	0	0	60	24.8	28	19 to 29	85.0	29	48.3	0	60	0
7/18/2024	21:00	1	4	13	10	4	0	0	0	0	0	0	0	0	0	0	0	0	0	32	24	28.5	20 to 30	78.1	11	34.4	0	31	1
7/18/2024	22:00	0	8	4	8	0	0	0	1	0	0	0	0	0	0	0	0	0	0	21	23.2	27.3	18 to 28	81.0	7	33.3	0	18	3
7/18/2024	23:00	0	7	5	7	2	0	0	0	0	0	0	0	0	0	0	0	0	0	21	23.6	28.5	17 to 27	81.0	7	33.3	0	21	0
24 Hr Summary		30	167	323	351	131	15	3	5	0	0	0	0	0	0	0	0	0	0	1025	24.3	29	19 to 29	71.1	427	41.7	1	979	45

East Bound Histogram

NE 10th

from Sat-Jul-13-2024-12-00-AM to Thu-Jul-25-2024-11-59-PM

Date	Starting Hr:min	<15	15 to <20	20 to <25	25 to <30	30 to <35	35 to <40	40 to <45	45 to <50	50 to <55	55 to <60	60 to <65	65 to <70	70 to <75	75 to <80	80 to <85	85 to <90	90 to <95	95 to >100	Total Counts	Avg Speed (MPH)	85pct Speed	10MPH Pace	% in pace	# of Speeders	% Speeders	VEH_SM	VEH_MED	VEH_LG	
7/19/2024	00:00	0	2	4	3	4	0	0	0	0	0	0	0	0	0	0	0	0	0	13	26	32.3	23 to 33	69.2	6	46.2	0	13	0	
7/19/2024	01:00	0	2	0	1	0	0	0	0	0	0	0	0	0	0	0	0	0	0	3	20.3	26	16 to 26	100.0	1	33.3	0	2	1	
7/19/2024	02:00	0	1	0	0	0	1	0	0	0	0	0	0	0	0	0	0	0	0	2	27.5	36	9 to 19	50.0	1	50.0	0	2	0	
7/19/2024	03:00	*	*	*	*	*	*	*	*	*	*	*	*	*	*	*	*	*	*	*	*	*	*	*	*	*	*	*	*	*
7/19/2024	04:00	0	0	1	1	0	1	0	0	0	0	0	0	0	0	0	0	0	0	3	29.7	39	16 to 26	66.7	2	66.7	0	3	0	
7/19/2024	05:00	0	1	3	2	1	0	0	0	0	0	0	0	0	0	0	0	0	0	7	24.9	29	22 to 32	85.7	3	42.9	0	6	1	
7/19/2024	06:00	1	8	5	7	0	1	0	0	0	0	0	0	0	0	0	0	0	0	22	22.4	27.5	19 to 29	81.8	8	36.4	0	20	2	
7/19/2024	07:00	1	4	9	8	2	0	0	0	0	0	0	0	0	0	0	0	0	0	24	23	26	16 to 26	79.2	6	25.0	0	21	3	
7/19/2024	08:00	0	6	22	15	3	1	0	0	0	0	0	0	0	0	0	0	0	0	47	23.9	27.7	18 to 28	83.0	17	36.2	0	44	3	
7/19/2024	09:00	4	12	19	19	6	1	0	0	0	0	0	0	0	0	0	0	0	0	61	23.1	28	18 to 28	75.4	20	32.8	0	59	2	
7/19/2024	10:00	1	13	29	27	12	0	1	0	0	0	0	0	0	0	0	0	0	0	83	24.3	29.2	18 to 28	78.3	33	39.8	2	77	4	
7/19/2024	11:00	1	10	31	23	10	2	0	0	0	0	0	0	0	0	0	0	0	0	77	24.4	29	19 to 29	76.6	32	41.6	0	75	2	
7/19/2024	12:00	0	5	31	37	13	5	0	0	0	0	0	0	0	0	0	0	0	0	91	25.9	29.7	20 to 30	81.3	50	54.9	0	89	2	
7/19/2024	13:00	0	12	26	30	18	2	0	0	0	0	0	0	0	0	0	0	0	0	88	25.4	29.8	20 to 30	73.9	45	51.1	0	85	3	
7/19/2024	14:00	1	13	29	31	6	2	0	0	0	0	0	0	0	0	0	0	0	0	82	24.2	28	19 to 29	78.0	34	41.5	0	80	2	
7/19/2024	15:00	0	13	33	34	16	5	0	0	0	0	0	0	0	0	0	0	0	0	101	25.4	30.4	19 to 29	71.3	52	51.5	0	99	2	
7/19/2024	16:00	0	8	28	35	19	2	0	0	0	0	0	0	0	0	0	0	0	0	92	26	30.5	19 to 29	72.8	51	55.4	0	91	1	
7/19/2024	17:00	0	6	23	21	17	2	1	0	0	0	0	0	0	0	0	0	0	0	70	26.2	31.5	20 to 30	68.6	39	55.7	0	70	0	
7/19/2024	18:00	0	10	32	36	12	2	1	0	0	0	0	0	0	0	0	0	0	0	93	25.1	29.2	19 to 29	77.4	40	43.0	0	91	2	
7/19/2024	19:00	1	11	18	29	6	2	0	0	0	0	0	0	0	0	0	0	0	0	67	24.4	28.6	19 to 29	73.1	30	44.8	0	66	1	
7/19/2024	20:00	0	6	13	16	6	2	0	0	0	0	0	0	0	0	0	0	0	0	43	25.2	31	18 to 28	79.1	20	46.5	0	43	0	
7/19/2024	21:00	1	8	12	12	4	0	0	0	0	0	0	0	0	0	0	0	0	0	37	23.5	28	19 to 29	73.0	13	35.1	1	36	0	
7/19/2024	22:00	0	7	13	9	5	0	0	0	0	0	0	0	0	0	0	0	0	0	34	23.6	28	18 to 28	73.5	11	32.4	0	34	0	
7/19/2024	23:00	0	2	7	8	1	0	0	1	0	0	0	0	0	0	0	0	0	0	19	25.8	28.8	19 to 29	84.2	8	42.1	0	19	0	
24 Hr Summary		11	160	388	404	161	31	3	1	0	0	0	0	0	0	0	0	0	0	1159	24.8	30	19 to 29	73.8	522	45.0	3	1125	31	

East Bound Histogram

NE 10th

from Sat-Jul-13-2024-12-00-AM to Thu-Jul-25-2024-11-59-PM

Date	Starting Hr:min	<15	15 to <20	20 to <25	25 to <30	30 to <35	35 to <40	40 to <45	45 to <50	50 to <55	55 to <60	60 to <65	65 to <70	70 to <75	75 to <80	80 to <85	85 to <90	90 to <95	95 to >100	Total Counts	Avg Speed (MPH)	85pct Speed	10MPH Pace	% in pace	# of Speeders	% Speeders	VEH_SM	VEH_MED	VEH_LG
7/20/2024	00:00	0	0	4	2	2	1	0	0	0	0	0	0	0	0	0	0	0	0	9	26.3	32	20 to 30	77.8	3	33.3	0	6	3
7/20/2024	01:00	0	1	2	2	1	0	0	0	0	0	0	0	0	0	0	0	0	0	6	25.2	28	18 to 28	83.3	3	50.0	0	6	0
7/20/2024	02:00	0	0	2	1	0	0	0	0	0	0	0	0	0	0	0	0	0	0	3	24	26	16 to 26	100.0	1	33.3	0	3	0
7/20/2024	03:00	0	1	2	1	0	0	0	0	0	0	0	0	0	0	0	0	0	0	4	23.3	24	19 to 29	100.0	1	25.0	0	4	0
7/20/2024	04:00	0	0	1	0	0	1	0	0	0	0	0	0	0	0	0	0	0	0	2	27.5	35	10 to 20	50.0	1	50.0	0	2	0
7/20/2024	05:00	0	0	0	1	0	0	0	0	0	0	0	0	0	0	0	0	0	0	1	29	29	19 to 29	100.0	1	100.0	0	1	0
7/20/2024	06:00	1	2	5	1	2	1	0	0	0	0	0	0	0	0	0	0	0	0	12	23.2	30	13 to 23	66.7	3	25.0	0	10	2
7/20/2024	07:00	1	7	8	8	3	0	0	0	0	0	0	0	0	0	0	0	0	0	27	23	28	17 to 27	70.4	10	37.0	0	25	2
7/20/2024	08:00	4	9	24	26	5	0	0	0	0	0	0	0	0	0	0	0	0	0	68	23.3	28.3	19 to 29	75.0	23	33.8	0	63	5
7/20/2024	09:00	3	7	12	23	9	0	0	0	0	0	0	0	0	0	0	0	0	0	54	24.6	29.5	19 to 29	74.1	28	51.9	0	53	1
7/20/2024	10:00	0	14	28	22	8	1	0	0	0	0	0	0	0	0	0	0	0	0	73	24.1	28.5	19 to 29	78.1	27	37.0	0	71	2
7/20/2024	11:00	1	20	41	26	11	1	0	0	0	0	0	0	0	0	0	0	0	0	100	23.4	28	18 to 28	78.0	31	31.0	0	98	2
7/20/2024	12:00	0	13	31	30	12	0	0	0	0	0	0	0	0	0	0	0	0	0	86	24.4	28.5	18 to 28	76.7	35	40.7	1	82	3
7/20/2024	13:00	2	11	27	31	11	0	0	0	0	0	0	0	0	0	0	0	0	0	82	24.2	28.7	18 to 28	78.0	33	40.2	0	81	1
7/20/2024	14:00	1	17	27	32	11	6	0	0	0	0	0	0	0	0	0	0	0	0	94	24.9	30	19 to 29	69.1	45	47.9	0	92	2
7/20/2024	15:00	2	10	19	29	10	0	0	0	0	0	0	0	0	0	0	0	0	0	70	24.5	29	21 to 31	77.1	36	51.4	0	67	3
7/20/2024	16:00	1	8	23	35	18	2	0	0	0	0	0	0	0	0	0	0	0	0	87	25.6	30	20 to 30	74.7	42	48.3	0	82	5
7/20/2024	17:00	1	8	15	15	17	2	0	0	0	0	0	0	0	0	0	0	0	0	58	26.2	31.8	23 to 33	62.1	34	58.6	0	55	3
7/20/2024	18:00	1	6	13	18	8	3	0	0	0	0	0	0	0	0	0	0	0	0	49	25.7	31	19 to 29	67.3	26	53.1	0	49	0
7/20/2024	19:00	0	8	18	17	6	0	0	0	1	0	0	0	0	0	0	0	0	0	50	25	28.8	19 to 29	80.0	20	40.0	0	48	2
7/20/2024	20:00	0	12	13	12	4	1	0	0	0	0	0	0	0	0	0	0	0	0	42	23.7	28.8	19 to 29	73.8	16	38.1	0	40	2
7/20/2024	21:00	3	12	13	12	3	0	0	0	0	0	0	0	0	0	0	0	0	0	43	21.9	26.5	15 to 25	74.4	8	18.6	0	42	1
7/20/2024	22:00	1	3	13	11	4	0	0	1	0	0	0	0	0	0	0	0	0	0	33	24.9	29	21 to 31	78.8	13	39.4	0	33	0
7/20/2024	23:00	1	2	2	6	0	1	0	0	0	0	0	0	0	0	0	0	0	0	12	23.5	26.7	17 to 27	75.0	4	33.3	0	12	0
24 Hr Summary		23	171	343	361	145	20	0	1	1	0	0	0	0	0	0	0	0	0	1065	24.4	30	19 to 29	72.8	444	41.7	1	1025	39

East Bound Histogram

NE 10th

from Sat-Jul-13-2024-12-00-AM to Thu-Jul-25-2024-11-59-PM

Date	Starting Hr:min	<15	15 to <20	20 to <25	25 to <30	30 to <35	35 to <40	40 to <45	45 to <50	50 to <55	55 to <60	60 to <65	65 to <70	70 to <75	75 to <80	80 to <85	85 to <90	90 to <95	95 to >100	Total Counts	Avg Speed (MPH)	85pct Speed	10MPH Pace	% in pace	# of Speeders	% Speeders	VEH_SM	VEH_MED	VEH_LG	
7/21/2024	00:00	1	3	8	5	1	0	0	0	0	0	0	0	0	0	0	0	0	0	18	22.9	26	18 to 28	83.3	4	22.2	0	18	0	
7/21/2024	01:00	0	0	1	2	2	0	0	0	0	0	0	0	0	0	0	0	0	0	5	27.2	30	20 to 30	80.0	4	80.0	0	5	0	
7/21/2024	02:00	0	1	2	0	1	0	0	0	0	0	0	0	0	0	0	0	0	0	4	24.8	24	14 to 24	75.0	1	25.0	0	3	1	
7/21/2024	03:00	0	0	0	3	0	0	0	0	0	0	0	0	0	0	0	0	0	0	3	26.7	27	17 to 27	100.0	3	100.0	0	3	0	
7/21/2024	04:00	*	*	*	*	*	*	*	*	*	*	*	*	*	*	*	*	*	*	*	*	*	*	*	*	*	*	*	*	*
7/21/2024	05:00	0	1	2	0	1	0	0	0	0	0	0	0	0	0	0	0	0	0	4	23.3	24	14 to 24	75.0	1	25.0	0	4	0	
7/21/2024	06:00	0	1	2	1	0	0	0	0	0	0	0	0	0	0	0	0	0	0	4	22	23	15 to 25	100.0	*	*	0	4	0	
7/21/2024	07:00	2	10	7	1	0	0	0	0	0	0	0	0	0	0	0	0	0	0	20	18.6	21	13 to 23	95.0	1	5.0	0	19	1	
7/21/2024	08:00	2	7	18	7	1	0	0	0	0	0	0	0	0	0	0	0	0	0	35	21.9	27	19 to 29	80.0	8	22.9	1	33	1	
7/21/2024	09:00	3	11	19	16	4	2	0	0	0	0	0	0	0	0	0	0	0	0	55	23.1	28.5	19 to 29	67.3	17	30.9	0	50	5	
7/21/2024	10:00	0	10	20	13	7	0	0	0	0	0	0	0	0	0	0	0	0	0	50	23.5	28.5	17 to 27	74.0	15	30.0	0	50	0	
7/21/2024	11:00	0	5	28	17	6	2	0	0	0	0	0	0	0	0	0	0	0	0	58	24.7	28.9	19 to 29	81.0	24	41.4	0	56	2	
7/21/2024	12:00	0	14	22	29	9	1	0	0	0	0	0	0	0	0	0	0	0	0	75	24.4	28.9	19 to 29	73.3	35	46.7	1	72	2	
7/21/2024	13:00	1	3	14	23	10	1	0	0	0	0	0	0	0	0	0	0	0	0	52	26.2	30	22 to 32	80.8	30	57.7	0	51	1	
7/21/2024	14:00	0	5	19	20	10	1	1	0	0	0	0	0	0	0	0	0	0	0	56	25.8	31	18 to 28	75.0	28	50.0	0	54	2	
7/21/2024	15:00	3	11	15	19	8	1	0	0	0	0	0	0	0	0	0	0	0	0	57	24	29	18 to 28	71.9	24	42.1	1	55	1	
7/21/2024	16:00	1	4	16	20	10	1	0	0	0	0	0	0	0	0	0	0	0	0	52	25.4	30	20 to 30	75.0	28	53.8	0	52	0	
7/21/2024	17:00	0	5	16	10	7	1	0	0	0	0	0	0	0	0	0	0	0	0	39	25	30.5	18 to 28	74.4	18	46.2	0	38	1	
7/21/2024	18:00	0	5	13	25	8	0	0	0	0	0	0	0	0	0	0	0	0	0	51	26	29	23 to 33	86.3	29	56.9	0	50	1	
7/21/2024	19:00	0	6	9	17	7	1	0	0	0	0	0	0	0	0	0	0	0	0	40	25.5	29.7	21 to 31	80.0	22	55.0	0	40	0	
7/21/2024	20:00	1	7	12	5	3	0	0	0	0	0	0	0	0	0	0	0	0	0	28	23	28	18 to 28	78.6	8	28.6	0	28	0	
7/21/2024	21:00	0	4	11	11	7	0	0	0	0	0	0	0	0	0	0	0	0	0	33	25.1	29.7	20 to 30	75.8	17	51.5	0	32	1	
7/21/2024	22:00	0	1	5	2	1	1	0	0	0	0	0	0	0	0	0	0	0	0	10	25.4	29	17 to 27	70.0	4	40.0	0	10	0	
7/21/2024	23:00	0	1	3	2	1	0	0	0	0	0	0	0	0	0	0	0	0	0	7	24.4	28	18 to 28	85.7	3	42.9	0	7	0	
24 Hr Summary		14	115	262	248	104	12	1	0	0	0	0	0	0	0	0	0	0	0	756	24.4	30	19 to 29	73.7	324	42.9	3	734	19	

East Bound Histogram

NE 10th

from Sat-Jul-13-2024-12-00-AM to Thu-Jul-25-2024-11-59-PM

Date	Starting Hr:min	<15	15 to <20	20 to <25	25 to <30	30 to <35	35 to <40	40 to <45	45 to <50	50 to <55	55 to <60	60 to <65	65 to <70	70 to <75	75 to <80	80 to <85	85 to <90	90 to <95	95 to >100	Total Counts	Avg Speed (MPH)	85pct Speed	10MPH Pace	% in pace	# of Speeders	% Speeders	VEH_SM	VEH_MED	VEH_LG
7/22/2024	00:00	0	0	0	1	2	0	0	0	0	0	0	0	0	0	0	0	0	0	3	29.3	30	20 to 30	100.0	3	100.0	0	3	0
7/22/2024	01:00	0	1	1	0	1	0	0	0	0	0	0	0	0	0	0	0	0	0	3	23.3	34	11 to 21	66.7	1	33.3	0	3	0
7/22/2024	02:00	0	0	2	0	0	0	0	0	0	0	0	0	0	0	0	0	0	0	2	22.5	24	14 to 24	100.0	*	*	0	2	0
7/22/2024	03:00	0	0	1	0	0	0	0	0	0	0	0	0	0	0	0	0	0	0	1	22	22	12 to 22	100.0	*	*	0	1	0
7/22/2024	04:00	0	0	3	1	1	1	1	0	0	0	0	0	0	0	0	0	0	0	7	28.9	36	18 to 28	57.1	4	57.1	0	7	0
7/22/2024	05:00	1	0	4	3	1	0	0	0	0	0	0	0	0	0	0	0	0	0	9	23.7	28	20 to 30	88.9	4	44.4	0	8	1
7/22/2024	06:00	2	2	5	4	1	0	0	0	0	0	0	0	0	0	0	0	0	0	14	22.1	27	18 to 28	78.6	4	28.6	0	12	2
7/22/2024	07:00	1	4	12	6	4	0	0	0	0	0	0	0	0	0	0	0	0	0	27	23.4	29	20 to 30	74.1	10	37.0	0	25	2
7/22/2024	08:00	1	8	9	9	1	0	0	0	0	0	0	0	0	0	0	0	0	0	28	22.6	27	19 to 29	78.6	10	35.7	0	26	2
7/22/2024	09:00	0	5	13	4	9	1	0	0	0	0	0	0	0	0	0	0	0	0	32	25	31.2	17 to 27	65.6	13	40.6	0	31	1
7/22/2024	10:00	1	9	10	8	5	1	0	0	0	0	0	0	0	0	0	0	0	0	34	23.8	30	18 to 28	70.6	12	35.3	0	32	2
7/22/2024	11:00	1	9	16	15	5	1	0	0	0	0	0	0	0	0	0	0	0	0	47	23.9	28.5	19 to 29	74.5	18	38.3	0	45	2
7/22/2024	12:00	1	10	18	16	4	0	0	1	0	0	0	0	0	0	0	0	0	0	50	24.1	28.5	19 to 29	78.0	21	42.0	1	48	1
7/22/2024	13:00	2	7	22	22	12	4	0	0	0	0	0	0	0	0	0	0	0	0	69	25.2	30.2	20 to 30	71.0	34	49.3	0	65	4
7/22/2024	14:00	0	11	22	21	9	1	1	0	0	0	0	0	0	0	0	0	0	0	65	24.9	29.5	19 to 29	72.3	30	46.2	0	62	3
7/22/2024	15:00	1	6	28	23	5	3	0	0	0	0	0	0	0	0	0	0	0	0	66	24.7	28.7	19 to 29	78.8	26	39.4	0	66	0
7/22/2024	16:00	1	8	23	36	11	4	0	0	0	0	0	0	0	0	0	0	0	0	83	25.7	29.8	20 to 30	75.9	43	51.8	0	81	2
7/22/2024	17:00	4	11	31	35	11	3	0	0	0	0	0	0	0	0	0	0	0	0	95	24.6	29	20 to 30	73.7	47	49.5	1	93	1
7/22/2024	18:00	0	10	21	21	18	1	0	0	0	0	0	0	0	0	0	0	0	0	71	25.1	29.9	20 to 30	71.8	36	50.7	1	66	4
7/22/2024	19:00	2	8	9	20	9	2	0	0	0	0	0	0	0	0	0	0	0	0	50	25.3	30	19 to 29	70.0	29	58.0	0	48	2
7/22/2024	20:00	1	10	11	9	5	1	0	0	0	0	0	0	0	0	0	0	0	0	37	23.5	29	17 to 27	73.0	13	35.1	0	36	1
7/22/2024	21:00	1	6	13	14	5	0	0	0	0	0	0	0	0	0	0	0	0	0	39	23.9	28.5	19 to 29	74.4	16	41.0	0	37	2
7/22/2024	22:00	3	4	4	3	2	1	0	0	0	0	0	0	0	0	0	0	0	0	17	21.8	29	10 to 20	58.8	5	29.4	0	16	1
7/22/2024	23:00	0	1	1	2	0	0	0	0	0	0	0	0	0	0	0	0	0	0	4	23	26	17 to 27	100.0	2	50.0	0	4	0
24 Hr Summary		23	130	279	273	121	24	2	1	0	0	0	0	0	0	0	0	0	0	853	24.5	30	19 to 29	70.9	381	44.7	3	817	33

East Bound Histogram

NE 10th

from Sat-Jul-13-2024-12-00-AM to Thu-Jul-25-2024-11-59-PM

Date	Starting Hr:min	<15	15 to <20	20 to <25	25 to <30	30 to <35	35 to <40	40 to <45	45 to <50	50 to <55	55 to <60	60 to <65	65 to <70	70 to <75	75 to <80	80 to <85	85 to <90	90 to <95	95 to >100	Total Counts	Avg Speed (MPH)	85pct Speed	10MPH Pace	% in pace	# of Speeders	% Speeders	VEH_SM	VEH_MED	VEH_LG	
7/23/2024	00:00	0	0	1	1	0	0	0	0	0	0	0	0	0	0	0	0	0	0	2	24.5	27	17 to 27	100.0	1	50.0	0	2	0	
7/23/2024	01:00	0	0	1	0	0	0	0	0	0	0	0	0	0	0	0	0	0	0	1	21	21	11 to 21	100.0	*	*	0	1	0	
7/23/2024	02:00	*	*	*	*	*	*	*	*	*	*	*	*	*	*	*	*	*	*	*	*	*	*	*	*	*	*	*	*	*
7/23/2024	03:00	*	*	*	*	*	*	*	*	*	*	*	*	*	*	*	*	*	*	*	*	*	*	*	*	*	*	*	*	*
7/23/2024	04:00	0	0	1	0	0	1	0	0	0	0	0	0	0	0	0	0	0	0	2	31	38	14 to 24	50.0	1	50.0	0	2	0	
7/23/2024	05:00	0	2	1	2	3	0	0	0	0	0	0	0	0	0	0	0	0	0	8	25.6	30.7	21 to 31	75.0	5	62.5	0	8	0	
7/23/2024	06:00	2	7	7	5	2	0	0	0	0	0	0	0	0	0	0	0	0	0	23	21.2	26.5	17 to 27	78.3	7	30.4	0	20	3	
7/23/2024	07:00	1	6	11	4	7	1	0	0	0	0	0	0	0	0	0	0	0	0	30	23.9	31.5	18 to 28	60.0	12	40.0	0	29	1	
7/23/2024	08:00	2	9	13	8	1	1	0	0	0	0	0	0	0	0	0	0	0	0	34	22.4	27.8	18 to 28	76.5	10	29.4	0	30	4	
7/23/2024	09:00	1	3	16	15	6	0	0	0	0	0	0	0	0	0	0	0	0	0	41	24.7	29	22 to 32	82.9	15	36.6	0	41	0	
7/23/2024	10:00	7	9	16	16	3	2	0	0	0	0	0	0	0	0	0	0	0	0	53	22.7	28.2	19 to 29	66.0	18	34.0	1	48	4	
7/23/2024	11:00	1	11	18	16	9	1	0	0	0	0	0	0	0	0	0	0	0	0	56	24.1	29.7	18 to 28	73.2	24	42.9	0	54	2	
7/23/2024	12:00	1	11	26	21	12	1	0	0	0	0	0	0	0	0	0	0	0	0	72	24.4	29.5	20 to 30	70.8	33	45.8	0	70	2	
7/23/2024	13:00	1	11	23	12	5	0	0	0	0	0	0	0	0	0	0	0	0	0	52	23	27	17 to 27	82.7	14	26.9	0	51	1	
7/23/2024	14:00	0	12	14	16	11	2	0	0	0	0	0	0	0	0	0	0	0	0	55	24.9	30	18 to 28	70.9	23	41.8	0	50	5	
7/23/2024	15:00	1	13	26	21	8	1	0	0	0	0	0	0	0	0	0	0	0	0	70	24.2	28.9	19 to 29	77.1	26	37.1	0	67	3	
7/23/2024	16:00	0	17	34	22	16	6	0	0	0	0	0	0	0	0	0	0	0	0	95	24.7	31	18 to 28	66.3	38	40.0	1	90	4	
7/23/2024	17:00	1	9	20	32	11	5	0	0	0	0	0	0	0	0	0	0	0	0	78	25.8	30.5	19 to 29	71.8	42	53.8	0	76	2	
7/23/2024	18:00	0	7	23	33	14	0	0	0	0	0	0	0	0	0	0	0	0	0	77	25.2	29.2	20 to 30	84.4	42	54.5	0	73	4	
7/23/2024	19:00	1	13	15	13	8	2	0	0	0	0	0	0	0	0	0	0	0	0	52	24	30	18 to 28	67.3	20	38.5	0	50	2	
7/23/2024	20:00	1	6	9	21	2	0	0	0	0	0	0	0	0	0	0	0	0	0	39	24	27.3	18 to 28	82.1	17	43.6	0	38	1	
7/23/2024	21:00	1	6	10	11	0	0	0	0	0	0	0	0	0	0	0	0	0	0	28	22.8	26.8	17 to 27	85.7	8	28.6	0	28	0	
7/23/2024	22:00	0	6	5	5	3	0	0	0	0	0	0	0	0	0	0	0	0	0	19	23.1	27	17 to 27	73.7	8	42.1	0	19	0	
7/23/2024	23:00	0	1	1	1	0	0	0	0	0	0	0	0	0	0	0	0	0	0	3	22.7	27	17 to 27	100.0	1	33.3	0	3	0	
24 Hr Summary		21	159	291	275	121	23	0	0	0	0	0	0	0	0	0	0	0	0	890	24.2	30	18 to 28	70.8	365	41.0	2	850	38	

East Bound Histogram

NE 10th

from Sat-Jul-13-2024-12-00-AM to Thu-Jul-25-2024-11-59-PM

Date	Starting Hr:min	<15	15 to <20	20 to <25	25 to <30	30 to <35	35 to <40	40 to <45	45 to <50	50 to <55	55 to <60	60 to <65	65 to <70	70 to <75	75 to <80	80 to <85	85 to <90	90 to <95	95 to >100	Total Counts	Avg Speed (MPH)	85pct Speed	10MPH Pace	% in pace	# of Speeders	% Speeders	VEH_SM	VEH_MED	VEH_LG
7/24/2024	00:00	0	0	1	2	0	0	0	0	0	0	0	0	0	0	0	0	0	0	3	26.3	29	19 to 29	100.0	2	66.7	0	3	0
7/24/2024	01:00	0	1	3	0	0	0	0	0	0	0	0	0	0	0	0	0	0	0	4	21	22.5	13 to 23	100.0	*	*	0	4	0
7/24/2024	02:00	0	0	0	1	0	0	0	0	0	0	0	0	0	0	0	0	0	0	1	26	26	16 to 26	100.0	1	100.0	0	1	0
7/24/2024	03:00	0	0	0	0	0	1	0	0	0	0	0	0	0	0	0	0	0	0	1	39	39	29 to 39	100.0	1	100.0	0	1	0
7/24/2024	04:00	0	0	1	3	0	0	1	0	0	0	0	0	0	0	0	0	0	0	5	28.2	28	18 to 28	80.0	4	80.0	0	5	0
7/24/2024	05:00	0	1	3	7	0	0	0	0	0	0	0	0	0	0	0	0	0	0	11	25.1	27.8	19 to 29	100.0	7	63.6	0	11	0
7/24/2024	06:00	0	11	6	4	1	0	0	0	0	0	0	0	0	0	0	0	0	0	22	20.8	25	15 to 25	86.4	3	13.6	0	20	2
7/24/2024	07:00	1	11	11	6	5	1	0	0	0	0	0	0	0	0	0	0	0	0	35	22.8	29.5	16 to 26	74.3	10	28.6	1	31	3
7/24/2024	08:00	2	5	19	10	2	0	0	0	0	0	0	0	0	0	0	0	0	0	38	23.2	28.2	19 to 29	84.2	11	28.9	0	38	0
7/24/2024	09:00	0	5	5	12	11	2	0	0	0	0	0	0	0	0	0	0	0	0	35	26.9	32	23 to 33	68.6	18	51.4	0	34	1
7/24/2024	10:00	2	5	9	8	7	2	0	0	0	0	0	0	0	0	0	0	0	0	33	25.2	31	19 to 29	66.7	16	48.5	0	31	2
7/24/2024	11:00	2	9	18	12	8	2	0	0	0	0	0	0	0	0	0	0	0	0	51	24	29.7	19 to 29	70.6	19	37.3	0	49	2
7/24/2024	12:00	0	11	17	16	13	3	0	0	0	0	0	0	0	0	0	0	0	0	60	25.1	29.9	20 to 30	68.3	31	51.7	0	59	1
7/24/2024	13:00	1	6	19	24	7	2	0	0	0	0	0	0	0	0	0	0	0	0	59	25.2	29	18 to 28	76.3	27	45.8	0	58	1
7/24/2024	14:00	0	3	16	23	19	6	1	0	0	0	0	0	0	0	0	0	0	0	68	27.7	32.3	21 to 31	70.6	45	66.2	0	64	4
7/24/2024	15:00	1	5	23	26	10	2	0	0	0	0	0	0	0	0	0	0	0	0	67	25.3	29.7	20 to 30	77.6	34	50.7	0	65	2
7/24/2024	16:00	1	12	23	43	22	2	1	0	0	0	0	0	0	0	0	0	0	0	104	26	30.3	20 to 30	70.2	62	59.6	0	100	4
7/24/2024	17:00	0	4	22	25	15	1	1	0	0	0	0	0	0	0	0	0	0	0	68	26.2	30.8	22 to 32	76.5	40	58.8	0	67	1
7/24/2024	18:00	1	4	21	29	11	0	0	0	0	0	0	0	0	0	0	0	0	0	66	25.2	29.3	20 to 30	80.3	35	53.0	0	64	2
7/24/2024	19:00	2	4	16	16	5	1	0	0	0	0	0	0	0	0	0	0	0	0	44	24.2	28.7	20 to 30	79.5	18	40.9	0	43	1
7/24/2024	20:00	0	4	12	16	3	0	0	0	0	0	0	0	0	0	0	0	0	0	35	24.5	28	20 to 30	88.6	15	42.9	0	34	1
7/24/2024	21:00	0	1	10	10	4	0	0	0	0	0	0	0	0	0	0	0	0	0	25	25.7	29	19 to 29	84.0	12	48.0	0	25	0
7/24/2024	22:00	1	3	4	8	1	0	0	0	0	0	0	0	0	0	0	0	0	0	17	23.8	28.3	19 to 29	82.4	8	47.1	0	16	1
7/24/2024	23:00	0	0	2	3	0	0	0	0	0	0	0	0	0	0	0	0	0	0	5	25	27	18 to 28	100.0	3	60.0	0	5	0
24 Hr Summary		14	105	261	304	144	25	4	0	0	0	0	0	0	0	0	0	0	0	857	25.2	31	19 to 29	71.6	422	49.2	1	828	28

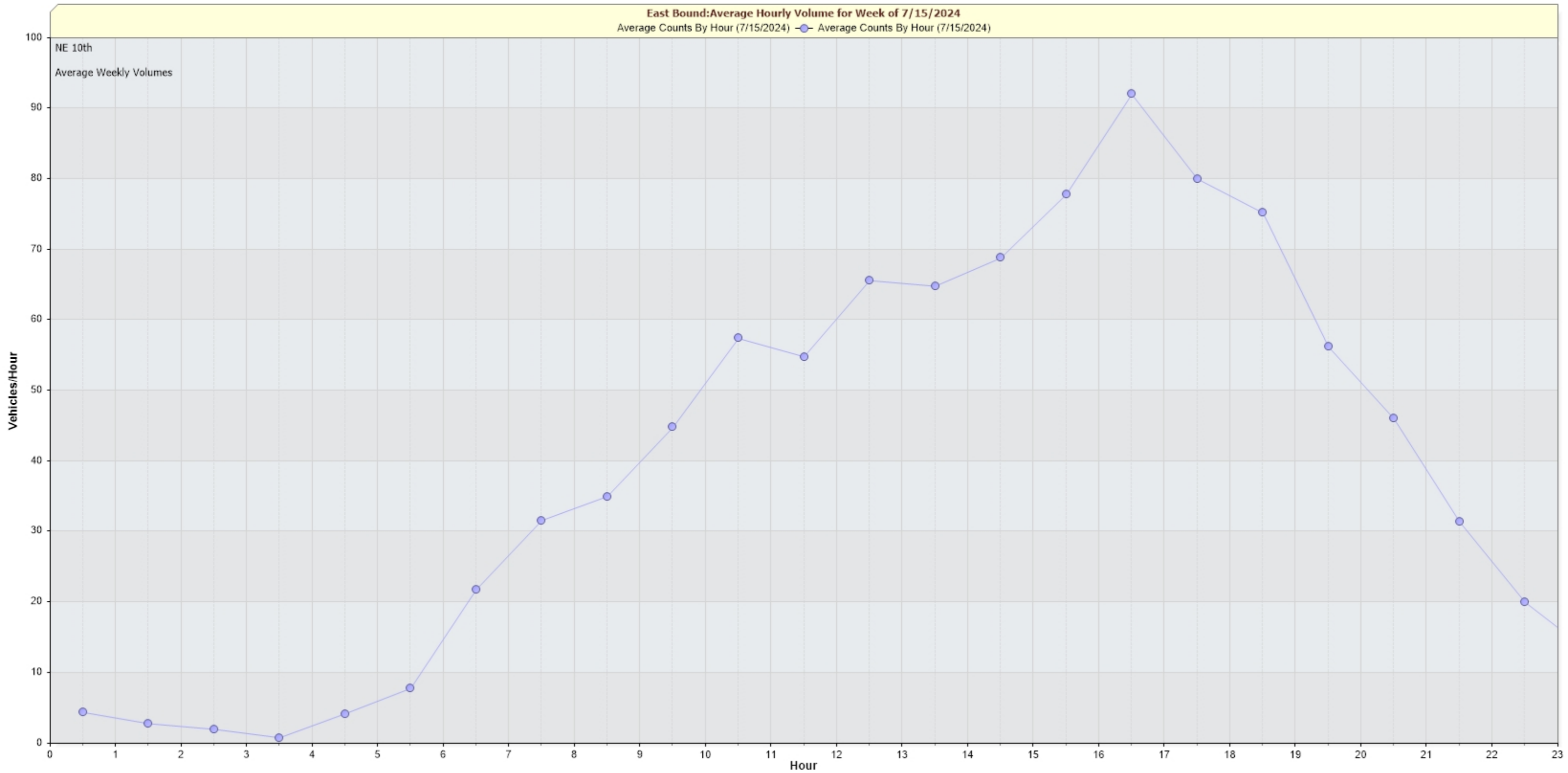
East Bound Histogram

NE 10th

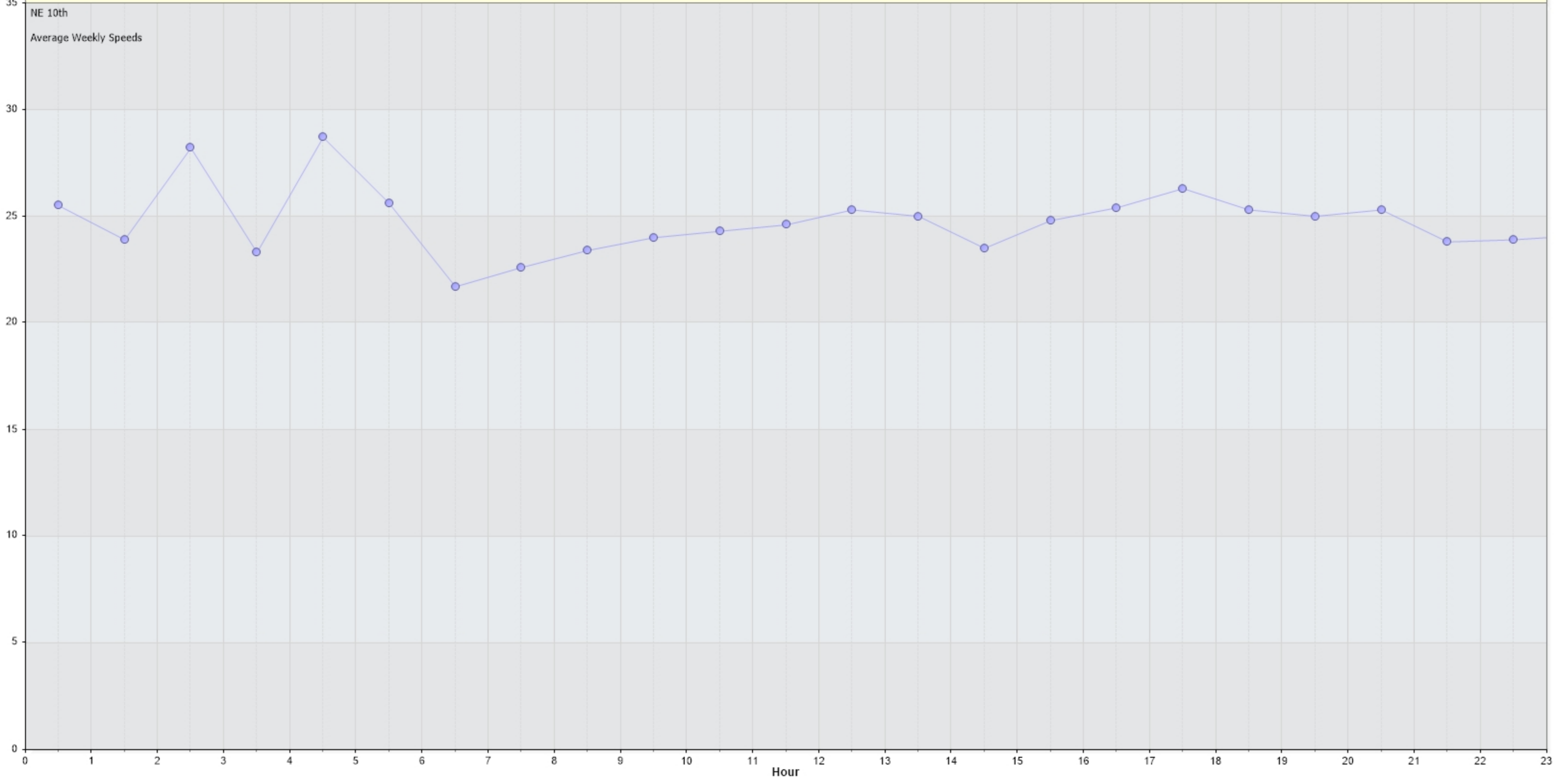
from Sat-Jul-13-2024-12-00-AM to Thu-Jul-25-2024-11-59-PM

Date	Starting Hr:min	<15	15 to <20	20 to <25	25 to <30	30 to <35	35 to <40	40 to <45	45 to <50	50 to <55	55 to <60	60 to <65	65 to <70	70 to <75	75 to <80	80 to <85	85 to <90	90 to <95	95 to >100	Total Counts	Avg Speed (MPH)	85pct Speed	10MPH Pace	% in pace	# of Speeders	% Speeders	VEH_SM	VEH_MED	VEH_LG
7/25/2024	00:00	0	1	1	0	0	0	0	0	0	0	0	0	0	0	0	0	0	0	2	18.5	20	10 to 20	100.0	*	*	0	2	0
7/25/2024	01:00	*	*	*	*	*	*	*	*	*	*	*	*	*	*	*	*	*	*	*	*	*	*	*	*	*	*	*	*
7/25/2024	02:00	0	0	1	0	0	1	0	0	0	0	0	0	0	0	0	0	0	0	2	29	36	12 to 22	50.0	1	50.0	0	2	0
7/25/2024	03:00	*	*	*	*	*	*	*	*	*	*	*	*	*	*	*	*	*	*	*	*	*	*	*	*	*	*	*	*
7/25/2024	04:00	1	0	3	1	0	1	0	0	0	0	0	0	0	0	0	0	0	0	6	24.2	28	14 to 24	66.7	2	33.3	0	6	0
7/25/2024	05:00	0	0	1	1	1	0	0	0	0	0	0	0	0	0	0	0	0	0	3	26.3	32	17 to 27	66.7	2	66.7	0	3	0
7/25/2024	06:00	1	5	2	4	1	1	0	0	0	0	0	0	0	0	0	0	0	0	14	22.9	28	17 to 27	64.3	6	42.9	0	13	1
7/25/2024	07:00	0	8	10	7	2	2	0	0	0	0	0	0	0	0	0	0	0	0	29	23.6	29	17 to 27	65.5	11	37.9	0	26	3
7/25/2024	08:00	0	7	9	9	4	0	0	0	0	0	0	0	0	0	0	0	0	0	29	24.1	29	19 to 29	75.9	12	41.4	0	28	1
7/25/2024	09:00	3	12	10	13	10	1	1	0	0	0	0	0	0	0	0	0	0	0	50	23.9	30	22 to 32	62.0	22	44.0	0	49	1
7/25/2024	10:00	0	2	17	18	9	1	0	0	0	0	0	0	0	0	0	0	0	0	47	25.6	30	20 to 30	80.9	23	48.9	1	41	5
7/25/2024	11:00	1	10	14	9	14	0	0	0	0	0	0	0	0	0	0	0	0	0	48	24.2	30	20 to 30	62.5	21	43.8	0	46	2
7/25/2024	12:00	3	7	23	29	11	1	0	0	0	0	0	0	0	0	0	0	0	0	74	25	29.5	19 to 29	75.7	33	44.6	0	73	1
7/25/2024	13:00	0	5	12	17	8	1	0	0	0	0	0	0	0	0	0	0	0	0	43	25.9	30.3	19 to 29	72.1	24	55.8	0	41	2
7/25/2024	14:00	1	11	19	21	12	2	0	0	0	0	0	0	0	0	0	0	0	0	66	24.9	29.4	20 to 30	74.2	33	50.0	0	64	2
7/25/2024	15:00	1	10	21	28	9	2	0	0	0	0	0	0	0	0	0	0	0	0	71	24.9	29	18 to 28	77.5	35	49.3	0	65	6
7/25/2024	16:00	1	11	22	40	15	5	0	0	0	0	0	0	0	0	0	0	0	0	94	25.9	30.2	19 to 29	73.4	55	58.5	0	92	2
7/25/2024	17:00	0	8	19	23	17	3	1	0	0	0	0	0	0	0	0	0	0	0	71	26.5	31	23 to 33	71.8	41	57.7	0	69	2
7/25/2024	18:00	2	9	11	26	14	1	0	0	0	0	0	0	0	0	0	0	0	0	63	25.5	30.3	22 to 32	74.6	36	57.1	0	63	0
7/25/2024	19:00	0	8	17	22	6	1	0	0	0	0	0	0	0	0	0	0	0	0	54	25	28.8	19 to 29	81.5	27	50.0	0	53	1
7/25/2024	20:00	1	6	11	22	4	1	0	0	0	0	0	0	0	0	0	0	0	0	45	24.8	28.3	18 to 28	77.8	24	53.3	0	45	0
7/25/2024	21:00	1	8	8	14	3	0	0	0	0	0	0	0	0	0	0	0	0	0	34	23.4	27.3	18 to 28	76.5	13	38.2	0	31	3
7/25/2024	22:00	1	3	6	8	1	0	0	0	0	0	0	0	0	0	0	0	0	0	19	23.7	28	19 to 29	84.2	9	47.4	0	19	0
7/25/2024	23:00	0	2	0	2	0	0	0	0	0	0	0	0	0	0	0	0	0	0	4	22	26	16 to 26	75.0	2	50.0	0	4	0
24 Hr Summary		17	133	237	314	141	24	2	0	0	0	0	0	0	0	0	0	0	0	868	25	30	19 to 29	70.4	432	49.8	1	835	32

East Bound: Average Hourly Volume for Week of 7/15/2024
Average Counts By Hour (7/15/2024) ● Average Counts By Hour (7/15/2024)



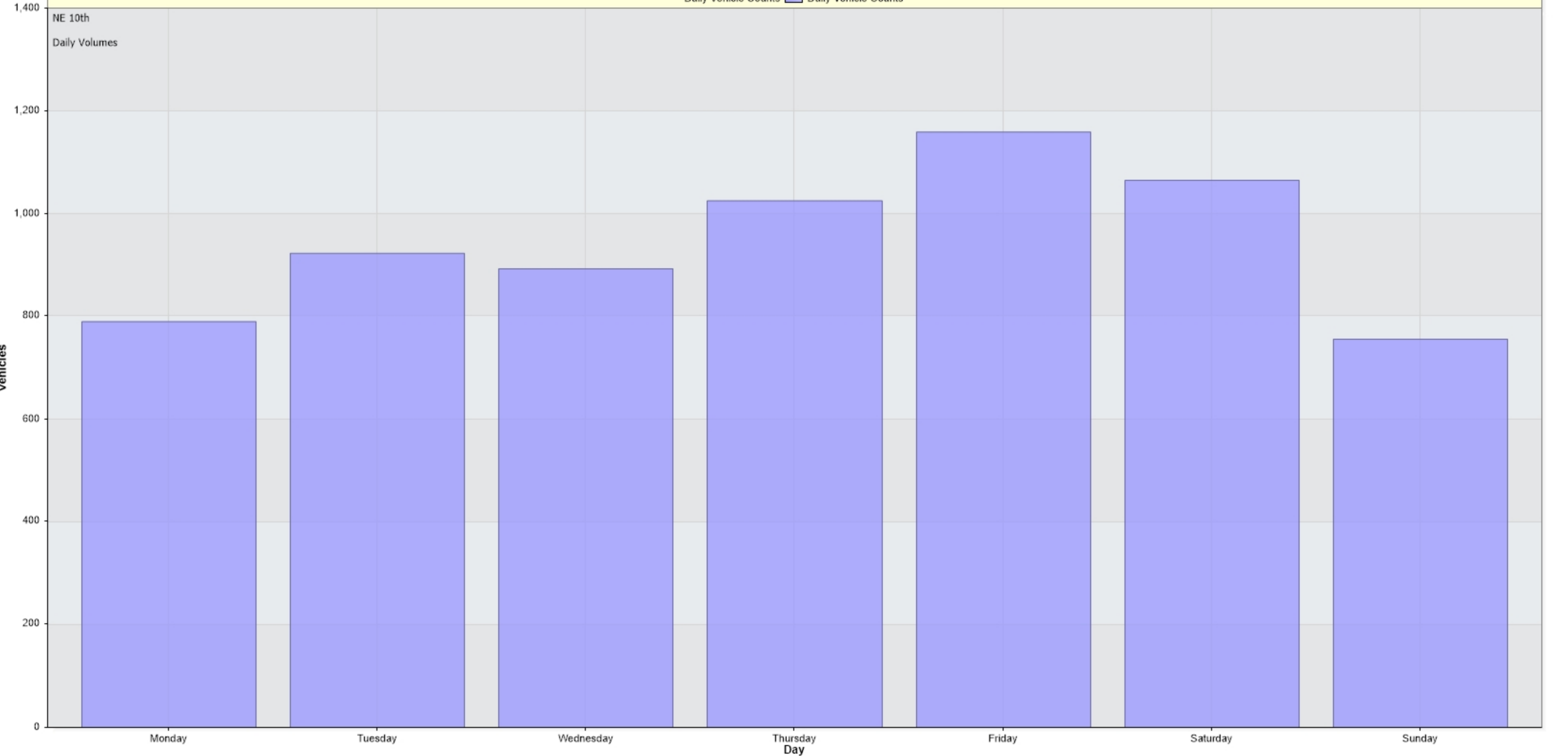
East Bound:Average Hourly WEEKDAY Speeds for Week of 7/15/2024
Average Hourly WEEKDAY Speeds By Hour (7/15/2024) — Average Hourly WEEKDAY Speeds By Hour (7/15/2024)



East Bound:Daily Volume for Week of 7/15/2024

Daily Vehicle Counts

Daily Vehicle Counts



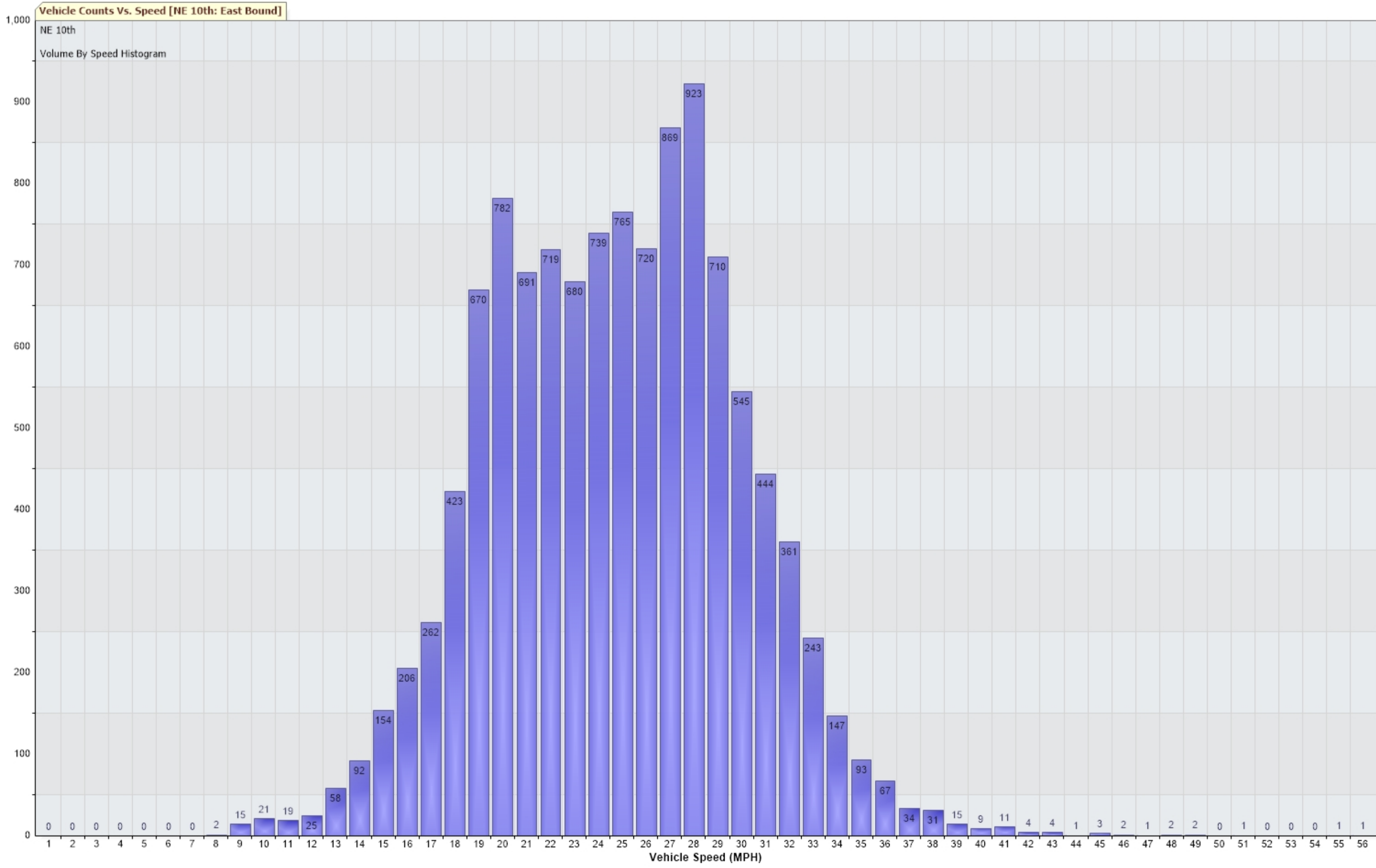
NE 10th
Daily Volumes

Vehicle Counts Vs. Speed [NE 10th: East Bound]

NE 10th
Volume By Speed Histogram

11,567 Counts

Vehicle Counts



For Project: SW 3rd
 Project Notes:
 Location/Name: Westbound
 Report Generated: 10/9/2024 8:13:22 AM
 Speed Intervals: 1 MPH
 Time Intervals: Instant
 Traffic Report From: 10/2/2024 7:00:00 AM through 10/8/2024 9:59:59 AM
 85th Percentile Speed: 25 MPH
 85th Percentile Vehicles: 2678
 Max Speed: 46 MPH on 10/4/2024 4:38:21 PM
 Total Vehicles: 3151
 AADT: 514

Volumes - weekly counts

Time	5 Day	7 Day
Average Daily	482	450
AM Peak	8:00 AM 52	40
PM Peak	3:00 PM 61	49

Speed

Speed Limit: 25
 85th Percentile Speed: 25
 50th Percentile Speed: 21
 10 MPH Pace Interval: 16.0 MPH to 26.0 MPH
 Average Speed: 21.12

	Monday	Tuesday	Wednesday	Thursday	Friday	Saturday	Sunday
Count over limit	62	23	64	91	86	50	38
% over limit	11.3	19.2	11.6	15.7	14.0	11.9	11.9
Avg Speeder	27.9	28.3	27.9	27.6	28.0	27.4	28.0
Avg Speed	21.0	21.7	21.2	21.4	21.1	20.9	20.9

Class Counts

	Number	%
VEH_SM	19	0.6
VEH_MED	3065	97.3
VEH_LG	67	2.1
[VEH_SM=motorcycle,	VEH_MED = sedan,	VEH_LG = truck]

Day/Time Ending	85th pctl (MPH)	85th pctl cnts	Total Cnts	Max Speed	Avg Speeder	% Speeders	Avg Speed
10/2/2024 8:00:00 AM	21.0	13	15	25	0.0	0.0%	19.3
10/2/2024 9:00:00 AM	22.0	42	50	27	27.0	6.0%	19.4
10/2/2024 10:00:00 AM	24.0	23	27	30	30.0	3.7%	20.3
10/2/2024 11:00:00 AM	28.0	23	27	32	28.7	22.2%	22.1
10/2/2024 12:00:00 PM	26.0	24	28	30	27.7	21.4%	22.0
10/2/2024 1:00:00 PM	24.0	30	35	32	28.8	11.4%	22.4
10/2/2024 2:00:00 PM	25.0	28	33	30	27.4	15.2%	21.4
10/2/2024 3:00:00 PM	25.0	60	71	35	28.4	12.7%	21.3
10/2/2024 4:00:00 PM	25.0	43	51	29	27.7	11.8%	22.1
10/2/2024 5:00:00 PM	25.0	50	59	28	27.0	6.8%	21.3
10/2/2024 6:00:00 PM	26.0	43	51	29	26.9	17.6%	21.7
10/2/2024 7:00:00 PM	24.0	34	40	34	30.0	12.5%	21.2
10/2/2024 8:00:00 PM	23.0	24	28	27	26.5	7.1%	19.8
10/2/2024 9:00:00 PM	25.0	14	16	29	27.5	12.5%	21.4
10/2/2024 10:00:00 PM	23.0	10	12	29	29.0	8.3%	21.8
10/2/2024 11:00:00 PM	23.0	5	6	28	28.0	16.7%	20.2
10/3/2024 12:00:00 AM	20.0	3	3	20	0.0	0.0%	14.3
10/3/2024 1:00:00 AM	29.0	2	2	29	29.0	50.0%	24.0
10/3/2024 2:00:00 AM	**No Data**						
10/3/2024 3:00:00 AM	**No Data**						
10/3/2024 4:00:00 AM	10.0	1	1	10	0.0	0.0%	10.0
10/3/2024 5:00:00 AM	25.0	7	8	27	27.0	12.5%	20.9
10/3/2024 6:00:00 AM	22.0	6	7	26	26.0	14.3%	20.4
10/3/2024 7:00:00 AM	25.0	10	12	27	27.0	8.3%	21.9
10/3/2024 8:00:00 AM	26.0	27	32	32	27.5	18.8%	22.0
10/3/2024 9:00:00 AM	25.0	42	50	29	28.0	10.0%	21.3
10/3/2024 10:00:00 AM	25.0	19	22	29	28.0	9.1%	20.9
10/3/2024 11:00:00 AM	23.0	12	14	28	28.0	14.3%	21.6
10/3/2024 12:00:00 PM	25.0	20	24	28	27.3	16.7%	21.6
10/3/2024 1:00:00 PM	24.0	31	36	25	0.0	0.0%	20.3
10/3/2024 2:00:00 PM	26.0	35	41	28	26.7	17.1%	20.7
10/3/2024 3:00:00 PM	29.0	31	36	36	30.0	19.4%	22.4
10/3/2024 4:00:00 PM	27.0	54	64	31	27.8	26.6%	21.5
10/3/2024 5:00:00 PM	25.0	52	61	29	27.0	13.1%	21.0
10/3/2024 6:00:00 PM	26.0	42	49	31	27.5	16.3%	21.8
10/3/2024 7:00:00 PM	25.0	38	45	30	27.3	15.6%	22.3
10/3/2024 8:00:00 PM	24.0	29	34	27	26.3	8.8%	20.4
10/3/2024 9:00:00 PM	26.0	10	12	28	27.0	25.0%	22.0
10/3/2024 10:00:00 PM	26.0	14	17	28	26.5	23.5%	21.6
10/3/2024 11:00:00 PM	27.0	6	7	28	27.5	28.6%	23.1
10/4/2024 12:00:00 AM	29.0	4	5	32	30.5	40.0%	26.4
10/4/2024 1:00:00 AM	18.0	1	1	18	0.0	0.0%	18.0
10/4/2024 2:00:00 AM	16.0	1	1	16	0.0	0.0%	16.0
10/4/2024 3:00:00 AM	22.0	1	1	22	0.0	0.0%	22.0
10/4/2024 4:00:00 AM	26.0	2	2	26	26.0	100.0%	26.0
10/4/2024 5:00:00 AM	26.0	5	6	33	29.5	33.3%	22.3
10/4/2024 6:00:00 AM	22.0	10	12	36	36.0	8.3%	21.6

Westbound Summary
SW 3rd

from Wed-Oct-02-2024-07-00-AM to Tue-Oct-08-2024-09-59-AM

10/4/2024 7:00:00 AM	26.0	13	15	29	27.3	20.0%	21.5
10/4/2024 8:00:00 AM	26.0	23	27	32	27.8	22.2%	21.7
10/4/2024 9:00:00 AM	23.0	42	50	28	26.8	8.0%	19.7
10/4/2024 10:00:00 AM	24.0	10	12	26	26.0	8.3%	21.0
10/4/2024 11:00:00 AM	27.0	20	23	31	27.8	26.1%	23.0
10/4/2024 12:00:00 PM	25.0	26	30	27	26.7	10.0%	20.8
10/4/2024 1:00:00 PM	25.0	32	38	28	26.8	10.5%	21.2
10/4/2024 2:00:00 PM	24.0	20	24	32	28.7	12.5%	21.1
10/4/2024 3:00:00 PM	26.0	34	40	34	28.1	20.0%	21.9
10/4/2024 4:00:00 PM	25.0	55	65	31	28.0	15.4%	21.2
10/4/2024 5:00:00 PM	25.0	42	50	46	29.9	16.0%	21.2
10/4/2024 6:00:00 PM	25.0	48	57	31	27.9	14.0%	20.7
10/4/2024 7:00:00 PM	25.0	44	52	31	27.5	15.4%	20.8
10/4/2024 8:00:00 PM	22.0	17	20	26	26.0	5.0%	19.3
10/4/2024 9:00:00 PM	21.0	9	11	23	0.0	0.0%	19.7
10/4/2024 10:00:00 PM	25.0	27	32	30	29.5	6.3%	21.0
10/4/2024 11:00:00 PM	25.0	30	35	31	27.8	11.4%	21.7
10/5/2024 12:00:00 AM	24.0	8	10	28	27.5	20.0%	22.0
10/5/2024 1:00:00 AM	24.0	5	6	32	32.0	16.7%	23.7
10/5/2024 2:00:00 AM	19.0	1	1	19	0.0	0.0%	19.0
10/5/2024 3:00:00 AM	28.0	1	1	28	28.0	100.0%	28.0
10/5/2024 4:00:00 AM	25.0	1	1	25	0.0	0.0%	25.0
10/5/2024 5:00:00 AM	21.0	2	2	21	0.0	0.0%	17.0
10/5/2024 6:00:00 AM	20.0	2	2	20	0.0	0.0%	17.0
10/5/2024 7:00:00 AM	20.0	4	5	22	0.0	0.0%	18.6
10/5/2024 8:00:00 AM	21.0	4	5	22	0.0	0.0%	18.4
10/5/2024 9:00:00 AM	24.0	11	13	31	29.0	15.4%	19.5
10/5/2024 10:00:00 AM	26.0	12	14	27	26.7	21.4%	21.1
10/5/2024 11:00:00 AM	26.0	17	20	31	27.5	20.0%	23.1
10/5/2024 12:00:00 PM	24.0	27	32	28	28.0	3.1%	19.7
10/5/2024 1:00:00 PM	26.0	35	41	29	27.0	19.5%	20.8
10/5/2024 2:00:00 PM	25.0	16	19	29	27.5	10.5%	20.5
10/5/2024 3:00:00 PM	26.0	32	38	32	27.3	18.4%	21.8
10/5/2024 4:00:00 PM	25.0	26	30	29	28.3	10.0%	20.9
10/5/2024 5:00:00 PM	24.0	27	32	27	26.7	9.4%	20.2
10/5/2024 6:00:00 PM	24.0	35	41	28	27.0	9.8%	21.0
10/5/2024 7:00:00 PM	24.0	19	22	27	27.0	4.5%	20.4
10/5/2024 8:00:00 PM	24.0	26	31	27	26.7	9.7%	21.7
10/5/2024 9:00:00 PM	24.0	8	10	26	26.0	20.0%	19.9
10/5/2024 10:00:00 PM	25.0	18	21	29	28.0	14.3%	21.0
10/5/2024 11:00:00 PM	22.0	20	24	28	28.0	4.2%	20.5
10/6/2024 12:00:00 AM	23.0	7	8	26	26.0	12.5%	22.0
10/6/2024 1:00:00 AM	22.0	4	5	22	0.0	0.0%	19.2
10/6/2024 2:00:00 AM	23.0	2	2	23	0.0	0.0%	20.0
10/6/2024 3:00:00 AM	**No Data**						
10/6/2024 4:00:00 AM	21.0	2	2	21	0.0	0.0%	18.0
10/6/2024 5:00:00 AM	**No Data**						
10/6/2024 6:00:00 AM	22.0	2	2	22	0.0	0.0%	19.0

Westbound Summary
SW 3rd

from Wed-Oct-02-2024-07-00-AM to Tue-Oct-08-2024-09-59-AM

10/6/2024 7:00:00 AM	22.0	1	1	22	0.0	0.0%	22.0
10/6/2024 8:00:00 AM	21.0	8	9	23	0.0	0.0%	17.9
10/6/2024 9:00:00 AM	20.0	6	7	22	0.0	0.0%	15.7
10/6/2024 10:00:00 AM	23.0	11	13	32	32.0	7.7%	20.2
10/6/2024 11:00:00 AM	25.0	19	22	33	29.5	9.1%	20.8
10/6/2024 12:00:00 PM	24.0	20	23	31	29.0	8.7%	21.4
10/6/2024 1:00:00 PM	25.0	24	28	28	27.3	14.3%	21.4
10/6/2024 2:00:00 PM	25.0	24	28	31	28.7	10.7%	21.0
10/6/2024 3:00:00 PM	24.0	22	26	28	27.0	7.7%	20.8
10/6/2024 4:00:00 PM	23.0	18	21	29	27.3	14.3%	20.3
10/6/2024 5:00:00 PM	27.0	29	34	28	27.0	23.5%	21.6
10/6/2024 6:00:00 PM	24.0	20	24	32	29.0	8.3%	20.5
10/6/2024 7:00:00 PM	25.0	19	22	34	31.0	13.6%	22.7
10/6/2024 8:00:00 PM	23.0	19	22	27	26.7	13.6%	19.8
10/6/2024 9:00:00 PM	24.0	8	10	29	27.5	20.0%	22.4
10/6/2024 10:00:00 PM	27.0	12	14	28	27.3	21.4%	22.4
10/6/2024 11:00:00 PM	25.0	3	3	25	0.0	0.0%	21.7
10/7/2024 12:00:00 AM	20.0	1	1	20	0.0	0.0%	20.0
10/7/2024 1:00:00 AM	**No Data**						
10/7/2024 2:00:00 AM	16.0	1	1	16	0.0	0.0%	16.0
10/7/2024 3:00:00 AM	10.0	1	1	10	0.0	0.0%	10.0
10/7/2024 4:00:00 AM	**No Data**						
10/7/2024 5:00:00 AM	28.0	5	6	32	30.0	33.3%	21.2
10/7/2024 6:00:00 AM	22.0	5	6	29	29.0	16.7%	20.3
10/7/2024 7:00:00 AM	23.0	13	15	26	26.0	13.3%	19.2
10/7/2024 8:00:00 AM	26.0	17	20	27	26.5	20.0%	21.5
10/7/2024 9:00:00 AM	22.0	53	62	28	28.0	1.6%	19.2
10/7/2024 10:00:00 AM	25.0	14	17	26	26.0	11.8%	21.1
10/7/2024 11:00:00 AM	26.0	21	25	31	27.8	20.0%	22.2
10/7/2024 12:00:00 PM	25.0	23	27	33	31.0	7.4%	21.0
10/7/2024 1:00:00 PM	24.0	26	30	28	27.0	13.3%	20.9
10/7/2024 2:00:00 PM	24.0	22	26	28	27.5	7.7%	19.8
10/7/2024 3:00:00 PM	25.0	31	36	36	29.6	13.9%	21.7
10/7/2024 4:00:00 PM	24.0	56	66	29	28.5	3.0%	19.7
10/7/2024 5:00:00 PM	24.0	45	53	31	28.3	7.5%	21.2
10/7/2024 6:00:00 PM	25.0	51	60	36	28.3	11.7%	21.8
10/7/2024 7:00:00 PM	26.0	19	22	29	26.8	22.7%	22.8
10/7/2024 8:00:00 PM	25.0	26	31	31	28.8	16.1%	20.8
10/7/2024 9:00:00 PM	26.0	16	19	30	27.2	31.6%	23.7
10/7/2024 10:00:00 PM	25.0	19	22	29	27.7	13.6%	22.7
10/7/2024 11:00:00 PM	24.0	3	3	24	0.0	0.0%	22.3
10/8/2024 12:00:00 AM	**No Data**						
10/8/2024 1:00:00 AM	26.0	4	5	35	30.5	40.0%	24.8
10/8/2024 2:00:00 AM	19.0	2	2	19	0.0	0.0%	19.0
10/8/2024 3:00:00 AM	31.0	1	1	31	31.0	100.0%	31.0
10/8/2024 4:00:00 AM	25.0	1	1	25	0.0	0.0%	25.0
10/8/2024 5:00:00 AM	27.0	6	7	35	28.4	71.4%	24.6
10/8/2024 6:00:00 AM	27.0	5	6	30	28.5	33.3%	22.5

Westbound Summary
SW 3rd

from Wed-Oct-02-2024-07-00-AM to Tue-Oct-08-2024-09-59-AM

10/8/2024 7:00:00 AM	26.0	14	16	30	27.7	18.8%	21.7
10/8/2024 8:00:00 AM	26.0	19	22	31	27.8	18.2%	22.1
10/8/2024 9:00:00 AM	24.0	44	52	30	27.7	11.5%	21.1
10/8/2024 10:00:00 AM	19.0	7	8	23	0.0	0.0%	18.0

Westbound Summary
SW 3rd

from Wed-Oct-02-2024-07-00-AM to Tue-Oct-08-2024-09-59-AM

Day/Time Ending	85th pctl (MPH)	85th pctl cnts	Total Cnts	Max Speed	Avg Speeder	% Speeders	Avg Speed
10/3/2024 12:00:00 AM	25.0	469	552	35	27.9	11.6%	21.2
10/4/2024 12:00:00 AM	26.0	492	579	36	27.6	15.7%	21.4
10/5/2024 12:00:00 AM	25.0	522	614	46	28.0	14.0%	21.1
10/6/2024 12:00:00 AM	25.0	356	419	32	27.4	11.9%	20.9
10/7/2024 12:00:00 AM	25.0	271	319	34	28.0	11.9%	20.9
10/8/2024 12:00:00 AM	25.0	466	548	36	27.9	11.3%	21.0
10/8/2024 9:59:59 AM	26.0	102	120	35	28.3	19.2%	21.7

Westbound Weekly Counts
SW 3rd

from Wed-Oct-02-2024-07-00-AM to Tue-Oct-08-2024-09-59-AM

	9/30/2024	to	10/6/2024							
	Monday	Tuesday	Wednesday	Thursday	Friday	Saturday	Sunday	Week	Weekend	Week Day 85%
Hour	9/30/2024	10/1/2024	10/2/2024	10/3/2024	10/4/2024	10/5/2024	10/6/2024	Day Avg	Avg	Avg Speed
0 - 1	*	*	*	2	1	6	5	1.5	5.5	23.5
1 - 2	*	*	*	0	1	1	2	0.5	1.5	16
2 - 3	*	*	*	0	1	1	0	0.5	0.5	22
3 - 4	*	*	*	1	2	1	2	1.5	1.5	18
4 - 5	*	*	*	8	6	2	0	7	1	25.5
5 - 6	*	*	*	7	12	2	2	9.5	2	22
6 - 7	*	*	*	12	15	5	1	13.5	3	25.25
7 - 8	*	*	15	32	27	5	9	24.67	7	24.17
8 - 9	*	*	50	50	50	13	7	50	10	22.9
9 - 10	*	*	27	22	12	14	13	20.33	13.5	24
10 - 11	*	*	27	14	23	20	22	21.33	21	25.83
11 - 12	*	*	28	24	30	32	23	27.33	27.5	25.17
12 - 13	*	*	35	36	38	41	28	36.33	34.5	24.1
13 - 14	*	*	33	41	24	19	28	32.67	23.5	24.73
14 - 15	*	*	71	36	40	38	26	49	32	26.17
15 - 16	*	*	51	64	65	30	21	60	25.5	25.4
16 - 17	*	*	59	61	50	32	34	56.67	33	24.67
17 - 18	*	*	51	49	57	41	24	52.33	32.5	25.03
18 - 19	*	*	40	45	52	22	22	45.67	22	24.5
19 - 20	*	*	28	34	20	31	22	27.33	26.5	22.67
20 - 21	*	*	16	12	11	10	10	13	10	24
21 - 22	*	*	12	17	32	21	14	20.33	17.5	24.17
22 - 23	*	*	6	7	35	24	3	16	13.5	24.93
23 - 24	*	*	3	5	10	8	1	6	4.5	24.33
Totals	0	0	552	579	614	419	319			
% of Total	0%	0%	22.23%	23.32%	24.73%	16.87%	12.85%			

Westbound Weekly Counts
SW 3rd

from Wed-Oct-02-2024-07-00-AM to Tue-Oct-08-2024-09-59-AM

	10/7/2024	to	10/13/2024							
	Monday	Tuesday	Wednesday	Thursday	Friday	Saturday	Sunday	Week	Weekend	Week Day 85%
Hour	10/7/2024	10/8/2024	10/9/2024	10/10/2024	10/11/2024	10/12/2024	10/13/2024	Day Avg	Avg	Avg Speed
0 - 1	0	5	*	*	*	*	*	2.5	0	26
1 - 2	1	2	*	*	*	*	*	1.5	0	17.5
2 - 3	1	1	*	*	*	*	*	1	0	20.5
3 - 4	0	1	*	*	*	*	*	0.5	0	25
4 - 5	6	7	*	*	*	*	*	6.5	0	27.5
5 - 6	6	6	*	*	*	*	*	6	0	24.5
6 - 7	15	16	*	*	*	*	*	15.5	0	24.5
7 - 8	20	22	*	*	*	*	*	21	0	25.75
8 - 9	62	52	*	*	*	*	*	57	0	22.7
9 - 10	17	8	*	*	*	*	*	12.5	0	21.75
10 - 11	25	*	*	*	*	*	*	25	0	26
11 - 12	27	*	*	*	*	*	*	27	0	24.3
12 - 13	30	*	*	*	*	*	*	30	0	24
13 - 14	26	*	*	*	*	*	*	26	0	23.5
14 - 15	36	*	*	*	*	*	*	36	0	25
15 - 16	66	*	*	*	*	*	*	66	0	23.4
16 - 17	53	*	*	*	*	*	*	53	0	24
17 - 18	60	*	*	*	*	*	*	60	0	24.3
18 - 19	22	*	*	*	*	*	*	22	0	25.7
19 - 20	31	*	*	*	*	*	*	31	0	25
20 - 21	19	*	*	*	*	*	*	19	0	25.8
21 - 22	22	*	*	*	*	*	*	22	0	25
22 - 23	3	*	*	*	*	*	*	3	0	24
23 - 24	0	*	*	*	*	*	*	0	0	0
Totals	548	120	0	0	0	0	0			
% of Total	82.04%	17.96%	0%	0%	0%	0%	0%			

Westbound Monthly Counts
SW 3rd

from Wed-Oct-02-2024-07-00-AM to Tue-Oct-08-2024-09-59-AM

	Oct 2024							Week	Weekend	Week Day 85%
Hour	Monday	Tuesday	Wednesday	Thursday	Friday	Saturday	Sunday	Day Avg	Avg	Avg Speed
0 - 1	0	5	*	2	1	6	5	2	5.5	24.33
1 - 2	1	2	*	0	1	1	2	1	1.5	17
2 - 3	1	1	*	0	1	1	0	0.75	0.5	21
3 - 4	0	1	*	1	2	1	2	1	1.5	20.33
4 - 5	6	7	*	8	6	2	0	6.75	1	26.5
5 - 6	6	6	*	7	12	2	2	7.75	2	23.25
6 - 7	15	16	*	12	15	5	1	14.5	3	24.88
7 - 8	20	22	15	32	27	5	9	23.2	7	24.8
8 - 9	62	52	50	50	50	13	7	52.8	10	22.82
9 - 10	17	8	27	22	12	14	13	17.2	13.5	23.1
10 - 11	25	*	27	14	23	20	22	22.25	21	25.88
11 - 12	27	*	28	24	30	32	23	27.25	27.5	24.95
12 - 13	30	*	35	36	38	41	28	34.75	34.5	24.08
13 - 14	26	*	33	41	24	19	28	31	23.5	24.42
14 - 15	36	*	71	36	40	38	26	45.75	32	25.88
15 - 16	66	*	51	64	65	30	21	61.5	25.5	24.9
16 - 17	53	*	59	61	50	32	34	55.75	33	24.5
17 - 18	60	*	51	49	57	41	24	54.25	32.5	24.85
18 - 19	22	*	40	45	52	22	22	39.75	22	24.8
19 - 20	31	*	28	34	20	31	22	28.25	26.5	23.25
20 - 21	19	*	16	12	11	10	10	14.5	10	24.45
21 - 22	22	*	12	17	32	21	14	20.75	17.5	24.38
22 - 23	3	*	6	7	35	24	3	12.75	13.5	24.7
23 - 24	0	*	3	5	10	8	1	4.5	4.5	24.33
Totals	548	120	552	579	614	419	319			
% of Total	17.39%	3.81%	17.52%	18.38%	19.49%	13.3%	10.12%			

Westbound Weekly Speeds
SW 3rd

from Wed-Oct-02-2024-07-00-AM to Tue-Oct-08-2024-09-59-AM

	9/30/2024	to	10/6/2024							
	Monday	Tuesday	Wednesday	Thursday	Friday	Saturday	Sunday	Week	Weekend	Week Day 85%
Hour	9/30/2024	10/1/2024	10/2/2024	10/3/2024	10/4/2024	10/5/2024	10/6/2024	Day Avg	Avg	Avg Speed
0 - 1	*	*	*	24	18	23.67	19.2	22	21.64	23.5
1 - 2	*	*	*	0	16	19	20	16	19.67	16
2 - 3	*	*	*	0	22	28	0	22	28	22
3 - 4	*	*	*	10	26	25	18	20.67	20.33	18
4 - 5	*	*	*	20.88	22.33	17	0	21.5	17	25.5
5 - 6	*	*	*	20.43	21.58	17	19	21.16	18	22
6 - 7	*	*	*	21.92	21.47	18.6	22	21.67	19.17	25.25
7 - 8	*	*	19.27	21.97	21.7	18.4	17.89	21.32	18.07	24.17
8 - 9	*	*	19.44	21.34	19.66	19.46	15.71	20.15	18.15	22.9
9 - 10	*	*	20.33	20.86	21	21.07	20.23	20.66	20.67	24
10 - 11	*	*	22.11	21.57	23	23.15	20.82	22.31	21.93	25.83
11 - 12	*	*	22.04	21.58	20.83	19.72	21.39	21.46	20.42	25.17
12 - 13	*	*	22.37	20.33	21.24	20.83	21.36	21.3	21.04	24.1
13 - 14	*	*	21.42	20.73	21.12	20.53	21.04	21.06	20.83	24.73
14 - 15	*	*	21.34	22.36	21.85	21.76	20.85	21.73	21.39	26.17
15 - 16	*	*	22.14	21.48	21.17	20.93	20.29	21.56	20.67	25.4
16 - 17	*	*	21.25	21	21.24	20.22	21.65	21.16	20.95	24.67
17 - 18	*	*	21.75	21.84	20.7	20.98	20.46	21.39	20.78	25.03
18 - 19	*	*	21.23	22.29	20.85	20.41	22.68	21.43	21.55	24.5
19 - 20	*	*	19.79	20.35	19.25	21.68	19.77	19.89	20.89	22.67
20 - 21	*	*	21.38	22	19.73	19.9	22.4	21.1	21.15	24
21 - 22	*	*	21.83	21.65	21	21	22.43	21.34	21.57	24.17
22 - 23	*	*	20.17	23.14	21.69	20.5	21.67	21.71	20.63	24.93
23 - 24	*	*	14.33	26.4	22	22	20	21.94	21.78	24.33
Totals	0	0	21.2	21.4	21.1	20.9	20.9			
% of Total	0%	0%	20.09%	20.28%	20%	19.81%	19.81%			

Westbound Weekly Speeds
SW 3rd

from Wed-Oct-02-2024-07-00-AM to Tue-Oct-08-2024-09-59-AM

	10/7/2024	to	10/13/2024							
	Monday	Tuesday	Wednesday	Thursday	Friday	Saturday	Sunday	Week	Weekend	Week Day 85%
Hour	10/7/2024	10/8/2024	10/9/2024	10/10/2024	10/11/2024	10/12/2024	10/13/2024	Day Avg	Avg	Avg Speed
0 - 1	0	24.8	*	*	*	*	*	24.8	*	26
1 - 2	16	19	*	*	*	*	*	18	*	17.5
2 - 3	10	31	*	*	*	*	*	20.5	*	20.5
3 - 4	0	25	*	*	*	*	*	25	*	25
4 - 5	21.17	24.57	*	*	*	*	*	23	*	27.5
5 - 6	20.33	22.5	*	*	*	*	*	21.42	*	24.5
6 - 7	19.2	21.69	*	*	*	*	*	20.48	*	24.5
7 - 8	21.45	22.14	*	*	*	*	*	21.81	*	25.75
8 - 9	19.24	21.13	*	*	*	*	*	20.11	*	22.7
9 - 10	21.06	18	*	*	*	*	*	20.08	*	21.75
10 - 11	22.16	*	*	*	*	*	*	22.16	*	26
11 - 12	21	*	*	*	*	*	*	21	*	24.3
12 - 13	20.9	*	*	*	*	*	*	20.9	*	24
13 - 14	19.85	*	*	*	*	*	*	19.85	*	23.5
14 - 15	21.67	*	*	*	*	*	*	21.67	*	25
15 - 16	19.73	*	*	*	*	*	*	19.73	*	23.4
16 - 17	21.19	*	*	*	*	*	*	21.19	*	24
17 - 18	21.83	*	*	*	*	*	*	21.83	*	24.3
18 - 19	22.82	*	*	*	*	*	*	22.82	*	25.7
19 - 20	20.81	*	*	*	*	*	*	20.81	*	25
20 - 21	23.74	*	*	*	*	*	*	23.74	*	25.8
21 - 22	22.73	*	*	*	*	*	*	22.73	*	25
22 - 23	22.33	*	*	*	*	*	*	22.33	*	24
23 - 24	0	*	*	*	*	*	*	*	*	0
Totals	21	21.7	0	0	0	0	0			
% of Total	49.18%	50.82%	0%	0%	0%	0%	0%			

Westbound Monthly Speeds
SW 3rd

from Wed-Oct-02-2024-07-00-AM to Tue-Oct-08-2024-09-59-AM

	Oct 2024							Week	Weekend	Week Day 85%
Hour	Monday	Tuesday	Wednesday	Thursday	Friday	Saturday	Sunday	Day Avg	Avg	Avg Speed
0 - 1	0	24.8	*	24	18	23.67	19.2	23.75	21.64	24.33
1 - 2	16	19	*	0	16	19	20	17.5	19.67	17
2 - 3	10	31	*	0	22	28	0	21	28	21
3 - 4	0	25	*	10	26	25	18	21.75	20.33	20.33
4 - 5	21.17	24.57	*	20.88	22.33	17	0	22.22	17	26.5
5 - 6	20.33	22.5	*	20.43	21.58	17	19	21.26	18	23.25
6 - 7	19.2	21.69	*	21.92	21.47	18.6	22	21.03	19.17	24.88
7 - 8	21.45	22.14	19.27	21.97	21.7	18.4	17.89	21.5	18.07	24.8
8 - 9	19.24	21.13	19.44	21.34	19.66	19.46	15.71	20.13	18.15	22.82
9 - 10	21.06	18	20.33	20.86	21	21.07	20.23	20.49	20.67	23.1
10 - 11	22.16	*	22.11	21.57	23	23.15	20.82	22.27	21.93	25.88
11 - 12	21	*	22.04	21.58	20.83	19.72	21.39	21.35	20.42	24.95
12 - 13	20.9	*	22.37	20.33	21.24	20.83	21.36	21.22	21.04	24.08
13 - 14	19.85	*	21.42	20.73	21.12	20.53	21.04	20.81	20.83	24.42
14 - 15	21.67	*	21.34	22.36	21.85	21.76	20.85	21.72	21.39	25.88
15 - 16	19.73	*	22.14	21.48	21.17	20.93	20.29	21.07	20.67	24.9
16 - 17	21.19	*	21.25	21	21.24	20.22	21.65	21.17	20.95	24.5
17 - 18	21.83	*	21.75	21.84	20.7	20.98	20.46	21.52	20.78	24.85
18 - 19	22.82	*	21.23	22.29	20.85	20.41	22.68	21.62	21.55	24.8
19 - 20	20.81	*	19.79	20.35	19.25	21.68	19.77	20.14	20.89	23.25
20 - 21	23.74	*	21.38	22	19.73	19.9	22.4	21.97	21.15	24.45
21 - 22	22.73	*	21.83	21.65	21	21	22.43	21.71	21.57	24.38
22 - 23	22.33	*	20.17	23.14	21.69	20.5	21.67	21.75	20.63	24.7
23 - 24	0	*	14.33	26.4	22	22	20	21.94	21.78	24.33
Totals	21	21.7	21.2	21.4	21.1	20.9	20.9			
% of Total	14.17%	14.64%	14.3%	14.44%	14.24%	14.1%	14.1%			

Westbound Weekly EightyFifthSpeeds
SW 3rd

from Wed-Oct-02-2024-07-00-AM to Tue-Oct-08-2024-09-59-AM

	9/30/2024	to	10/6/2024							
	Monday	Tuesday	Wednesday	Thursday	Friday	Saturday	Sunday	Week	Weekend	Week Day 85%
Hour	9/30/2024	10/1/2024	10/2/2024	10/3/2024	10/4/2024	10/5/2024	10/6/2024	Day Avg	Avg	Avg Speed
0 - 1	*	*	*	29	18	24	21.5	23.5	22.75	23.5
1 - 2	*	*	*	0	16	19	23	16	21	16
2 - 3	*	*	*	0	22	28	0	22	28	22
3 - 4	*	*	*	10	26	25	21	18	23	18
4 - 5	*	*	*	25	26	21	0	25.5	21	25.5
5 - 6	*	*	*	22	22	20	22	22	21	22
6 - 7	*	*	*	24.5	26	20	22	25.25	21	25.25
7 - 8	*	*	21	25.5	26	21	21	24.17	21	24.17
8 - 9	*	*	21.8	24.2	22.7	24	20	22.9	22	22.9
9 - 10	*	*	23.5	24.5	24	26	23	24	24.5	24
10 - 11	*	*	27.5	23	27	25.5	24.7	25.83	25.1	25.83
11 - 12	*	*	26	25	24.5	23.7	24	25.17	23.85	25.17
12 - 13	*	*	24	24	24.3	25.5	25	24.1	25.25	24.1
13 - 14	*	*	25	25.2	24	24.5	24.5	24.73	24.5	24.73
14 - 15	*	*	24.6	28.2	25.7	25.2	23.7	26.17	24.45	26.17
15 - 16	*	*	24.5	26.7	25	24.5	23	25.4	23.75	25.4
16 - 17	*	*	24.2	24.8	25	24	26.2	24.67	25.1	24.67
17 - 18	*	*	25.2	25.2	24.7	23.8	23.5	25.03	23.65	25.03
18 - 19	*	*	23.5	25	25	23.8	25	24.5	24.4	24.5
19 - 20	*	*	22.7	24	21.3	24	23	22.67	23.5	22.67
20 - 21	*	*	25	26	21	24	24	24	24	24
21 - 22	*	*	23	25.3	24.2	25	26.5	24.17	25.75	24.17
22 - 23	*	*	23	27	24.8	22	25	24.93	23.5	24.93
23 - 24	*	*	20	29	24	23	20	24.33	21.5	24.33
Totals	0	0	404.5	543.1	569.2	566.5	511.6			
% of Total	0%	0%	15.59%	20.93%	21.94%	21.83%	19.72%			

Westbound Weekly EightyFifthSpeeds
SW 3rd

from Wed-Oct-02-2024-07-00-AM to Tue-Oct-08-2024-09-59-AM

	10/7/2024	to	10/13/2024							
	Monday	Tuesday	Wednesday	Thursday	Friday	Saturday	Sunday	Week	Weekend	Week Day 85%
Hour	10/7/2024	10/8/2024	10/9/2024	10/10/2024	10/11/2024	10/12/2024	10/13/2024	Day Avg	Avg	Avg Speed
0 - 1	0	26	*	*	*	*	*	26	0	26
1 - 2	16	19	*	*	*	*	*	17.5	0	17.5
2 - 3	10	31	*	*	*	*	*	20.5	0	20.5
3 - 4	0	25	*	*	*	*	*	25	0	25
4 - 5	28	27	*	*	*	*	*	27.5	0	27.5
5 - 6	22	27	*	*	*	*	*	24.5	0	24.5
6 - 7	23	26	*	*	*	*	*	24.5	0	24.5
7 - 8	25.5	26	*	*	*	*	*	25.75	0	25.75
8 - 9	21.9	23.5	*	*	*	*	*	22.7	0	22.7
9 - 10	24.5	19	*	*	*	*	*	21.75	0	21.75
10 - 11	26	*	*	*	*	*	*	26	0	26
11 - 12	24.3	*	*	*	*	*	*	24.3	0	24.3
12 - 13	24	*	*	*	*	*	*	24	0	24
13 - 14	23.5	*	*	*	*	*	*	23.5	0	23.5
14 - 15	25	*	*	*	*	*	*	25	0	25
15 - 16	23.4	*	*	*	*	*	*	23.4	0	23.4
16 - 17	24	*	*	*	*	*	*	24	0	24
17 - 18	24.3	*	*	*	*	*	*	24.3	0	24.3
18 - 19	25.7	*	*	*	*	*	*	25.7	0	25.7
19 - 20	25	*	*	*	*	*	*	25	0	25
20 - 21	25.8	*	*	*	*	*	*	25.8	0	25.8
21 - 22	25	*	*	*	*	*	*	25	0	25
22 - 23	24	*	*	*	*	*	*	24	0	24
23 - 24	0	*	*	*	*	*	*	0	0	0
Totals	490.9	249.5	0	0	0	0	0			
% of Total	66.3%	33.7%	0%	0%	0%	0%	0%			

Westbound Monthly EightyFifthSpeeds
SW 3rd

from Wed-Oct-02-2024-07-00-AM to Tue-Oct-08-2024-09-59-AM

	Oct 2024							Week	Weekend	Week Day 85%
Hour	Monday	Tuesday	Wednesday	Thursday	Friday	Saturday	Sunday	Day Avg	Avg	Avg Speed
0 - 1	0	26	*	29	18	24	21.5	24.33	22.75	24.33
1 - 2	16	19	*	0	16	19	23	17	21	17
2 - 3	10	31	*	0	22	28	0	21	28	21
3 - 4	0	25	*	10	26	25	21	20.33	23	20.33
4 - 5	28	27	*	25	26	21	0	26.5	21	26.5
5 - 6	22	27	*	22	22	20	22	23.25	21	23.25
6 - 7	23	26	*	24.5	26	20	22	24.88	21	24.88
7 - 8	25.5	26	21	25.5	26	21	21	24.8	21	24.8
8 - 9	21.9	23.5	21.8	24.2	22.7	24	20	22.82	22	22.82
9 - 10	24.5	19	23.5	24.5	24	26	23	23.1	24.5	23.1
10 - 11	26	*	27.5	23	27	25.5	24.7	25.88	25.1	25.88
11 - 12	24.3	*	26	25	24.5	23.7	24	24.95	23.85	24.95
12 - 13	24	*	24	24	24.3	25.5	25	24.08	25.25	24.08
13 - 14	23.5	*	25	25.2	24	24.5	24.5	24.42	24.5	24.42
14 - 15	25	*	24.6	28.2	25.7	25.2	23.7	25.88	24.45	25.88
15 - 16	23.4	*	24.5	26.7	25	24.5	23	24.9	23.75	24.9
16 - 17	24	*	24.2	24.8	25	24	26.2	24.5	25.1	24.5
17 - 18	24.3	*	25.2	25.2	24.7	23.8	23.5	24.85	23.65	24.85
18 - 19	25.7	*	23.5	25	25	23.8	25	24.8	24.4	24.8
19 - 20	25	*	22.7	24	21.3	24	23	23.25	23.5	23.25
20 - 21	25.8	*	25	26	21	24	24	24.45	24	24.45
21 - 22	25	*	23	25.3	24.2	25	26.5	24.38	25.75	24.38
22 - 23	24	*	23	27	24.8	22	25	24.7	23.5	24.7
23 - 24	0	*	20	29	24	23	20	24.33	21.5	24.33

Summary of Violators
SW 3rd

from Wed-Oct-02-2024-07-00-AM to Tue-Oct-08-2024-09-59-AM

Starting Hour	Count	Average Speed of all Traffic	Violator Counts	Average Speed of Violators
00:00:00	19	22.5	4	30.5
01:00:00	7	18.4	0	0.0
02:00:00	4	22.8	2	29.5
03:00:00	7	21.1	2	26.0
04:00:00	29	21.9	10	28.8
05:00:00	35	20.9	5	29.6
06:00:00	64	20.9	9	27.1
07:00:00	130	21.1	20	27.5
08:00:00	284	20.0	21	27.6
09:00:00	113	20.5	10	27.6
10:00:00	131	22.2	25	28.1
11:00:00	164	21.0	18	27.9
12:00:00	208	21.2	24	27.3
13:00:00	171	20.8	22	27.5
14:00:00	247	21.6	38	28.5
15:00:00	297	21.0	41	27.9
16:00:00	289	21.1	35	27.8
17:00:00	282	21.3	38	27.6
18:00:00	203	21.6	29	28.1
19:00:00	166	20.4	17	27.2
20:00:00	78	21.8	15	27.1
21:00:00	118	21.7	16	27.7
22:00:00	78	21.4	8	27.8
23:00:00	27	21.9	5	28.4

Westbound Histogram

SW 3rd

from Wed-Oct-02-2024-07-00-AM to Tue-Oct-08-2024-09-59-AM

Date	Starting Hr:min	<15	15 to <20	20 to <25	25 to <30	30 to <35	35 to <40	40 to <45	45 to <50	50 to <55	55 to <60	60 to <65	65 to <70	70 to <75	75 to <80	80 to <85	85 to <90	90 to <95	95 to >100	Total Counts	Avg Speed (MPH)	85pct Speed	10MPH Pace	% in pace	# of Speeders	% Speeders	VEH_SM	VEH_MED	VEH_LG	
10/2/2024	00:00	*	*	*	*	*	*	*	*	*	*	*	*	*	*	*	*	*	*	*	*	*	*	*	*	*	*	*	*	*
10/2/2024	01:00	*	*	*	*	*	*	*	*	*	*	*	*	*	*	*	*	*	*	*	*	*	*	*	*	*	*	*	*	*
10/2/2024	02:00	*	*	*	*	*	*	*	*	*	*	*	*	*	*	*	*	*	*	*	*	*	*	*	*	*	*	*	*	*
10/2/2024	03:00	*	*	*	*	*	*	*	*	*	*	*	*	*	*	*	*	*	*	*	*	*	*	*	*	*	*	*	*	*
10/2/2024	04:00	*	*	*	*	*	*	*	*	*	*	*	*	*	*	*	*	*	*	*	*	*	*	*	*	*	*	*	*	*
10/2/2024	05:00	*	*	*	*	*	*	*	*	*	*	*	*	*	*	*	*	*	*	*	*	*	*	*	*	*	*	*	*	*
10/2/2024	06:00	*	*	*	*	*	*	*	*	*	*	*	*	*	*	*	*	*	*	*	*	*	*	*	*	*	*	*	*	*
10/2/2024	07:00	0	7	7	1	0	0	0	0	0	0	0	0	0	0	0	0	0	0	0	15	19.3	21	15 to 25	100.0	*	*	0	15	0
10/2/2024	08:00	3	23	20	4	0	0	0	0	0	0	0	0	0	0	0	0	0	0	0	50	19.4	21.8	14 to 24	90.0	3	6.0	2	47	1
10/2/2024	09:00	2	6	16	2	1	0	0	0	0	0	0	0	0	0	0	0	0	0	0	27	20.3	23.5	15 to 25	88.9	1	3.7	0	26	1
10/2/2024	10:00	1	5	13	7	1	0	0	0	0	0	0	0	0	0	0	0	0	0	0	27	22.1	27.5	19 to 29	81.5	6	22.2	0	26	1
10/2/2024	11:00	1	7	11	8	1	0	0	0	0	0	0	0	0	0	0	0	0	0	0	28	22	26	17 to 27	85.7	6	21.4	0	28	0
10/2/2024	12:00	0	7	23	4	1	0	0	0	0	0	0	0	0	0	0	0	0	0	0	35	22.4	24	18 to 28	94.3	4	11.4	0	35	0
10/2/2024	13:00	2	9	14	7	1	0	0	0	0	0	0	0	0	0	0	0	0	0	0	33	21.4	25	17 to 27	81.8	5	15.2	1	32	0
10/2/2024	14:00	1	25	31	11	2	1	0	0	0	0	0	0	0	0	0	0	0	0	0	71	21.3	24.6	16 to 26	87.3	9	12.7	1	67	3
10/2/2024	15:00	0	14	27	10	0	0	0	0	0	0	0	0	0	0	0	0	0	0	0	51	22.1	24.5	18 to 28	94.1	6	11.8	0	50	1
10/2/2024	16:00	2	12	35	10	0	0	0	0	0	0	0	0	0	0	0	0	0	0	0	59	21.3	24.2	15 to 25	89.8	4	6.8	0	58	1
10/2/2024	17:00	0	14	25	12	0	0	0	0	0	0	0	0	0	0	0	0	0	0	0	51	21.7	25.2	17 to 27	92.2	9	17.6	0	51	0
10/2/2024	18:00	0	15	20	2	3	0	0	0	0	0	0	0	0	0	0	0	0	0	0	40	21.2	23.5	14 to 24	87.5	5	12.5	0	40	0
10/2/2024	19:00	3	10	12	3	0	0	0	0	0	0	0	0	0	0	0	0	0	0	0	28	19.8	22.7	13 to 23	85.7	2	7.1	0	26	2
10/2/2024	20:00	1	2	10	3	0	0	0	0	0	0	0	0	0	0	0	0	0	0	0	16	21.4	25	16 to 26	87.5	2	12.5	0	15	1
10/2/2024	21:00	0	3	8	1	0	0	0	0	0	0	0	0	0	0	0	0	0	0	0	12	21.8	23	14 to 24	91.7	1	8.3	0	12	0
10/2/2024	22:00	0	3	2	1	0	0	0	0	0	0	0	0	0	0	0	0	0	0	0	6	20.2	23	13 to 23	83.3	1	16.7	0	6	0
10/2/2024	23:00	2	0	1	0	0	0	0	0	0	0	0	0	0	0	0	0	0	0	0	3	14.3	20	10 to 20	100.0	*	*	0	3	0
24 Hr Summary		18	162	275	86	10	1	0	0	0	0	0	0	0	0	0	0	0	0	552	21.2	25	16 to 26	85.7	64	11.6	4	537	11	

Westbound Histogram

SW 3rd

from Wed-Oct-02-2024-07-00-AM to Tue-Oct-08-2024-09-59-AM

Date	Starting Hr:min	<15	15 to <20	20 to <25	25 to <30	30 to <35	35 to <40	40 to <45	45 to <50	50 to <55	55 to <60	60 to <65	65 to <70	70 to <75	75 to <80	80 to <85	85 to <90	90 to <95	95 to >100	Total Counts	Avg Speed (MPH)	85pct Speed	10MPH Pace	% in pace	# of Speeders	% Speeders	VEH_SM	VEH_MED	VEH_LG	
10/3/2024	00:00	0	1	0	1	0	0	0	0	0	0	0	0	0	0	0	0	0	0	2	24	29	19 to 29	100.0	1	50.0	0	2	0	
10/3/2024	01:00	*	*	*	*	*	*	*	*	*	*	*	*	*	*	*	*	*	*	*	*	*	*	*	*	*	*	*	*	*
10/3/2024	02:00	*	*	*	*	*	*	*	*	*	*	*	*	*	*	*	*	*	*	*	*	*	*	*	*	*	*	*	*	*
10/3/2024	03:00	1	0	0	0	0	0	0	0	0	0	0	0	0	0	0	0	0	0	1	10	10	1 to 11	100.0	*	*	0	0	1	
10/3/2024	04:00	1	2	3	2	0	0	0	0	0	0	0	0	0	0	0	0	0	0	8	20.9	25	14 to 24	75.0	1	12.5	0	8	0	
10/3/2024	05:00	0	4	2	1	0	0	0	0	0	0	0	0	0	0	0	0	0	0	7	20.4	22	16 to 26	100.0	1	14.3	0	7	0	
10/3/2024	06:00	2	1	6	3	0	0	0	0	0	0	0	0	0	0	0	0	0	0	12	21.9	24.5	17 to 27	83.3	1	8.3	0	12	0	
10/3/2024	07:00	0	9	15	7	1	0	0	0	0	0	0	0	0	0	0	0	0	0	32	22	25.5	17 to 27	93.8	6	18.8	0	32	0	
10/3/2024	08:00	1	15	25	9	0	0	0	0	0	0	0	0	0	0	0	0	0	0	50	21.3	24.2	15 to 25	88.0	5	10.0	0	48	2	
10/3/2024	09:00	1	8	9	4	0	0	0	0	0	0	0	0	0	0	0	0	0	0	22	20.9	24.5	15 to 25	86.4	2	9.1	1	21	0	
10/3/2024	10:00	1	2	9	2	0	0	0	0	0	0	0	0	0	0	0	0	0	0	14	21.6	23	13 to 23	85.7	2	14.3	0	14	0	
10/3/2024	11:00	1	5	11	7	0	0	0	0	0	0	0	0	0	0	0	0	0	0	24	21.6	25	17 to 27	83.3	4	16.7	1	23	0	
10/3/2024	12:00	2	14	15	5	0	0	0	0	0	0	0	0	0	0	0	0	0	0	36	20.3	24	15 to 25	94.4	*	*	0	34	2	
10/3/2024	13:00	3	14	15	9	0	0	0	0	0	0	0	0	0	0	0	0	0	0	41	20.7	25.2	16 to 26	82.9	7	17.1	0	40	1	
10/3/2024	14:00	2	7	20	5	1	1	0	0	0	0	0	0	0	0	0	0	0	0	36	22.4	28.2	14 to 24	77.8	7	19.4	0	36	0	
10/3/2024	15:00	5	20	20	16	3	0	0	0	0	0	0	0	0	0	0	0	0	0	64	21.5	26.7	17 to 27	68.8	17	26.6	0	62	2	
10/3/2024	16:00	5	15	29	12	0	0	0	0	0	0	0	0	0	0	0	0	0	0	61	21	24.8	16 to 26	82.0	8	13.1	0	60	1	
10/3/2024	17:00	3	6	30	8	2	0	0	0	0	0	0	0	0	0	0	0	0	0	49	21.8	25.2	18 to 28	87.8	8	16.3	1	46	2	
10/3/2024	18:00	2	8	22	12	1	0	0	0	0	0	0	0	0	0	0	0	0	0	45	22.3	25	16 to 26	86.7	7	15.6	0	45	0	
10/3/2024	19:00	4	8	17	5	0	0	0	0	0	0	0	0	0	0	0	0	0	0	34	20.4	24	16 to 26	82.4	3	8.8	0	33	1	
10/3/2024	20:00	1	2	6	3	0	0	0	0	0	0	0	0	0	0	0	0	0	0	12	22	26	18 to 28	91.7	3	25.0	0	12	0	
10/3/2024	21:00	1	2	10	4	0	0	0	0	0	0	0	0	0	0	0	0	0	0	17	21.6	25.3	18 to 28	88.2	4	23.5	0	17	0	
10/3/2024	22:00	0	1	4	2	0	0	0	0	0	0	0	0	0	0	0	0	0	0	7	23.1	27	17 to 27	85.7	2	28.6	0	7	0	
10/3/2024	23:00	0	0	3	1	1	0	0	0	0	0	0	0	0	0	0	0	0	0	5	26.4	29	22 to 32	100.0	2	40.0	0	5	0	
24 Hr Summary		36	144	271	118	9	1	0	0	0	0	0	0	0	0	0	0	0	0	579	21.4	26	17 to 27	81.2	91	15.7	3	564	12	

Westbound Histogram

SW 3rd

from Wed-Oct-02-2024-07-00-AM to Tue-Oct-08-2024-09-59-AM

Date	Starting Hr:min	<15	15 to <20	20 to <25	25 to <30	30 to <35	35 to <40	40 to <45	45 to <50	50 to <55	55 to <60	60 to <65	65 to <70	70 to <75	75 to <80	80 to <85	85 to <90	90 to <95	95 to >100	Total Counts	Avg Speed (MPH)	85pct Speed	10MPH Pace	% in pace	# of Speeders	% Speeders	VEH_SM	VEH_MED	VEH_LG
10/4/2024	00:00	0	1	0	0	0	0	0	0	0	0	0	0	0	0	0	0	0	0	1	18	18	8 to 18	100.0	*	*	0	1	0
10/4/2024	01:00	0	1	0	0	0	0	0	0	0	0	0	0	0	0	0	0	0	0	1	16	16	6 to 16	100.0	*	*	0	1	0
10/4/2024	02:00	0	0	1	0	0	0	0	0	0	0	0	0	0	0	0	0	0	0	1	22	22	12 to 22	100.0	*	*	0	1	0
10/4/2024	03:00	0	0	0	2	0	0	0	0	0	0	0	0	0	0	0	0	0	0	2	26	26	16 to 26	100.0	2	100.0	0	2	0
10/4/2024	04:00	1	1	2	1	1	0	0	0	0	0	0	0	0	0	0	0	0	0	6	22.3	26	13 to 23	66.7	2	33.3	0	6	0
10/4/2024	05:00	0	3	8	0	0	1	0	0	0	0	0	0	0	0	0	0	0	0	12	21.6	22	13 to 23	91.7	1	8.3	0	12	0
10/4/2024	06:00	0	5	6	4	0	0	0	0	0	0	0	0	0	0	0	0	0	0	15	21.5	26	15 to 25	80.0	3	20.0	0	15	0
10/4/2024	07:00	1	8	10	7	1	0	0	0	0	0	0	0	0	0	0	0	0	0	27	21.7	26	17 to 27	85.2	6	22.2	1	24	2
10/4/2024	08:00	4	17	23	6	0	0	0	0	0	0	0	0	0	0	0	0	0	0	50	19.7	22.7	14 to 24	84.0	4	8.0	1	48	1
10/4/2024	09:00	0	3	7	2	0	0	0	0	0	0	0	0	0	0	0	0	0	0	12	21	24	15 to 25	91.7	1	8.3	0	12	0
10/4/2024	10:00	1	3	11	7	1	0	0	0	0	0	0	0	0	0	0	0	0	0	23	23	27	18 to 28	87.0	6	26.1	0	22	1
10/4/2024	11:00	2	11	12	5	0	0	0	0	0	0	0	0	0	0	0	0	0	0	30	20.8	24.5	17 to 27	90.0	3	10.0	0	30	0
10/4/2024	12:00	1	10	20	7	0	0	0	0	0	0	0	0	0	0	0	0	0	0	38	21.2	24.3	16 to 26	89.5	4	10.5	0	36	2
10/4/2024	13:00	2	6	12	3	1	0	0	0	0	0	0	0	0	0	0	0	0	0	24	21.1	24	14 to 24	83.3	3	12.5	0	24	0
10/4/2024	14:00	1	12	18	7	2	0	0	0	0	0	0	0	0	0	0	0	0	0	40	21.9	25.7	17 to 27	90.0	8	20.0	0	39	1
10/4/2024	15:00	4	22	23	13	3	0	0	0	0	0	0	0	0	0	0	0	0	0	65	21.2	25	16 to 26	83.1	10	15.4	0	64	1
10/4/2024	16:00	2	20	15	11	1	0	0	1	0	0	0	0	0	0	0	0	0	0	50	21.2	25	15 to 25	80.0	8	16.0	0	47	3
10/4/2024	17:00	4	19	23	9	2	0	0	0	0	0	0	0	0	0	0	0	0	0	57	20.7	24.7	14 to 24	78.9	8	14.0	0	56	1
10/4/2024	18:00	1	20	21	8	2	0	0	0	0	0	0	0	0	0	0	0	0	0	52	20.8	25	15 to 25	82.7	8	15.4	0	51	1
10/4/2024	19:00	1	10	8	1	0	0	0	0	0	0	0	0	0	0	0	0	0	0	20	19.3	21.3	12 to 22	95.0	1	5.0	1	19	0
10/4/2024	20:00	0	6	5	0	0	0	0	0	0	0	0	0	0	0	0	0	0	0	11	19.7	21	13 to 23	100.0	*	*	0	11	0
10/4/2024	21:00	1	11	14	5	1	0	0	0	0	0	0	0	0	0	0	0	0	0	32	21	24.2	15 to 25	90.6	2	6.3	0	32	0
10/4/2024	22:00	0	10	17	7	1	0	0	0	0	0	0	0	0	0	0	0	0	0	35	21.7	24.8	16 to 26	91.4	4	11.4	0	35	0
10/4/2024	23:00	0	2	6	2	0	0	0	0	0	0	0	0	0	0	0	0	0	0	10	22	24	18 to 28	90.0	2	20.0	0	10	0
24 Hr Summary		26	201	262	107	16	1	0	1	0	0	0	0	0	0	0	0	0	0	614	21.1	25	17 to 27	82.9	86	14.0	3	598	13

Westbound Histogram

SW 3rd

from Wed-Oct-02-2024-07-00-AM to Tue-Oct-08-2024-09-59-AM

Date	Starting Hr:min	<15	15 to <20	20 to <25	25 to <30	30 to <35	35 to <40	40 to <45	45 to <50	50 to <55	55 to <60	60 to <65	65 to <70	70 to <75	75 to <80	80 to <85	85 to <90	90 to <95	95 to >100	Total Counts	Avg Speed (MPH)	85pct Speed	10MPH Pace	% in pace	# of Speeders	% Speeders	VEH_SM	VEH_MED	VEH_LG
10/5/2024	00:00	0	1	4	0	1	0	0	0	0	0	0	0	0	0	0	0	0	0	6	23.7	24	14 to 24	83.3	1	16.7	0	6	0
10/5/2024	01:00	0	1	0	0	0	0	0	0	0	0	0	0	0	0	0	0	0	0	1	19	19	9 to 19	100.0	*	*	0	1	0
10/5/2024	02:00	0	0	0	1	0	0	0	0	0	0	0	0	0	0	0	0	0	0	1	28	28	18 to 28	100.0	1	100.0	0	1	0
10/5/2024	03:00	0	0	0	1	0	0	0	0	0	0	0	0	0	0	0	0	0	0	1	25	25	15 to 25	100.0	*	*	0	1	0
10/5/2024	04:00	1	0	1	0	0	0	0	0	0	0	0	0	0	0	0	0	0	0	2	17	21	11 to 21	100.0	*	*	0	2	0
10/5/2024	05:00	1	0	1	0	0	0	0	0	0	0	0	0	0	0	0	0	0	0	2	17	20	10 to 20	100.0	*	*	0	2	0
10/5/2024	06:00	1	1	3	0	0	0	0	0	0	0	0	0	0	0	0	0	0	0	5	18.6	20	12 to 22	100.0	*	*	0	4	1
10/5/2024	07:00	1	2	2	0	0	0	0	0	0	0	0	0	0	0	0	0	0	0	5	18.4	21	12 to 22	100.0	*	*	0	5	0
10/5/2024	08:00	3	4	4	1	1	0	0	0	0	0	0	0	0	0	0	0	0	0	13	19.5	24	12 to 22	76.9	2	15.4	0	13	0
10/5/2024	09:00	1	5	5	3	0	0	0	0	0	0	0	0	0	0	0	0	0	0	14	21.1	26	14 to 24	78.6	3	21.4	0	14	0
10/5/2024	10:00	0	3	10	6	1	0	0	0	0	0	0	0	0	0	0	0	0	0	20	23.1	25.5	17 to 27	95.0	4	20.0	0	20	0
10/5/2024	11:00	3	12	13	4	0	0	0	0	0	0	0	0	0	0	0	0	0	0	32	19.7	23.7	15 to 25	87.5	1	3.1	0	32	0
10/5/2024	12:00	5	10	16	10	0	0	0	0	0	0	0	0	0	0	0	0	0	0	41	20.8	25.5	16 to 26	75.6	8	19.5	0	39	2
10/5/2024	13:00	2	4	9	4	0	0	0	0	0	0	0	0	0	0	0	0	0	0	19	20.5	24.5	16 to 26	84.2	2	10.5	0	18	1
10/5/2024	14:00	0	11	20	6	1	0	0	0	0	0	0	0	0	0	0	0	0	0	38	21.8	25.2	16 to 26	84.2	7	18.4	0	37	1
10/5/2024	15:00	2	11	12	5	0	0	0	0	0	0	0	0	0	0	0	0	0	0	30	20.9	24.5	14 to 24	83.3	3	10.0	0	29	1
10/5/2024	16:00	3	9	15	5	0	0	0	0	0	0	0	0	0	0	0	0	0	0	32	20.2	24	15 to 25	81.3	3	9.4	0	32	0
10/5/2024	17:00	0	14	22	5	0	0	0	0	0	0	0	0	0	0	0	0	0	0	41	21	23.8	16 to 26	95.1	4	9.8	0	40	1
10/5/2024	18:00	0	11	9	2	0	0	0	0	0	0	0	0	0	0	0	0	0	0	22	20.4	23.8	15 to 25	95.5	1	4.5	1	21	0
10/5/2024	19:00	0	6	20	5	0	0	0	0	0	0	0	0	0	0	0	0	0	0	31	21.7	24	17 to 27	96.8	3	9.7	0	31	0
10/5/2024	20:00	2	2	4	2	0	0	0	0	0	0	0	0	0	0	0	0	0	0	10	19.9	24	14 to 24	80.0	2	20.0	0	10	0
10/5/2024	21:00	1	7	8	5	0	0	0	0	0	0	0	0	0	0	0	0	0	0	21	21	25	15 to 25	81.0	3	14.3	0	21	0
10/5/2024	22:00	1	8	13	2	0	0	0	0	0	0	0	0	0	0	0	0	0	0	24	20.5	22	13 to 23	91.7	1	4.2	0	24	0
10/5/2024	23:00	0	0	7	1	0	0	0	0	0	0	0	0	0	0	0	0	0	0	8	22	23	16 to 26	100.0	1	12.5	0	8	0
24 Hr Summary		27	122	198	68	4	0	0	0	0	0	0	0	0	0	0	0	0	0	419	20.9	25	16 to 26	81.9	50	11.9	1	411	7

Westbound Histogram

SW 3rd

from Wed-Oct-02-2024-07-00-AM to Tue-Oct-08-2024-09-59-AM

Date	Starting Hr:min	<15	15 to <20	20 to <25	25 to <30	30 to <35	35 to <40	40 to <45	45 to <50	50 to <55	55 to <60	60 to <65	65 to <70	70 to <75	75 to <80	80 to <85	85 to <90	90 to <95	95 to >100	Total Counts	Avg Speed (MPH)	85pct Speed	10MPH Pace	% in pace	# of Speeders	% Speeders	VEH_SM	VEH_MED	VEH_LG	
10/6/2024	00:00	0	3	2	0	0	0	0	0	0	0	0	0	0	0	0	0	0	0	5	19.2	21.5	12 to 22	100.0	*	*	0	5	0	
10/6/2024	01:00	0	1	1	0	0	0	0	0	0	0	0	0	0	0	0	0	0	0	2	20	23	13 to 23	100.0	*	*	0	2	0	
10/6/2024	02:00	*	*	*	*	*	*	*	*	*	*	*	*	*	*	*	*	*	*	*	*	*	*	*	*	*	*	*	*	*
10/6/2024	03:00	0	1	1	0	0	0	0	0	0	0	0	0	0	0	0	0	0	0	2	18	21	11 to 21	100.0	*	*	0	2	0	
10/6/2024	04:00	*	*	*	*	*	*	*	*	*	*	*	*	*	*	*	*	*	*	*	*	*	*	*	*	*	*	*	*	
10/6/2024	05:00	0	1	1	0	0	0	0	0	0	0	0	0	0	0	0	0	0	0	2	19	22	12 to 22	100.0	*	*	0	2	0	
10/6/2024	06:00	0	0	1	0	0	0	0	0	0	0	0	0	0	0	0	0	0	0	1	22	22	12 to 22	100.0	*	*	0	1	0	
10/6/2024	07:00	2	4	3	0	0	0	0	0	0	0	0	0	0	0	0	0	0	0	9	17.9	21	13 to 23	100.0	*	*	0	9	0	
10/6/2024	08:00	3	2	2	0	0	0	0	0	0	0	0	0	0	0	0	0	0	0	7	15.7	20	10 to 20	85.7	*	*	0	7	0	
10/6/2024	09:00	1	6	5	0	1	0	0	0	0	0	0	0	0	0	0	0	0	0	13	20.2	23	14 to 24	92.3	1	7.7	0	13	0	
10/6/2024	10:00	1	9	7	4	1	0	0	0	0	0	0	0	0	0	0	0	0	0	22	20.8	24.7	15 to 25	86.4	2	9.1	0	21	1	
10/6/2024	11:00	0	6	14	2	1	0	0	0	0	0	0	0	0	0	0	0	0	0	23	21.4	24	15 to 25	91.3	2	8.7	0	23	0	
10/6/2024	12:00	2	6	14	6	0	0	0	0	0	0	0	0	0	0	0	0	0	0	28	21.4	25	18 to 28	85.7	4	14.3	0	28	0	
10/6/2024	13:00	0	12	11	4	1	0	0	0	0	0	0	0	0	0	0	0	0	0	28	21	24.5	15 to 25	89.3	3	10.7	0	28	0	
10/6/2024	14:00	1	8	14	3	0	0	0	0	0	0	0	0	0	0	0	0	0	0	26	20.8	23.7	15 to 25	88.5	2	7.7	0	26	0	
10/6/2024	15:00	1	6	11	3	0	0	0	0	0	0	0	0	0	0	0	0	0	0	21	20.3	23	13 to 23	81.0	3	14.3	0	20	1	
10/6/2024	16:00	1	14	6	13	0	0	0	0	0	0	0	0	0	0	0	0	0	0	34	21.6	26.2	17 to 27	88.2	8	23.5	0	34	0	
10/6/2024	17:00	2	8	11	2	1	0	0	0	0	0	0	0	0	0	0	0	0	0	24	20.5	23.5	14 to 24	83.3	2	8.3	0	24	0	
10/6/2024	18:00	0	4	12	4	2	0	0	0	0	0	0	0	0	0	0	0	0	0	22	22.7	25	15 to 25	86.4	3	13.6	1	21	0	
10/6/2024	19:00	2	8	9	3	0	0	0	0	0	0	0	0	0	0	0	0	0	0	22	19.8	23	13 to 23	86.4	3	13.6	0	22	0	
10/6/2024	20:00	0	2	6	2	0	0	0	0	0	0	0	0	0	0	0	0	0	0	10	22.4	24	16 to 26	90.0	2	20.0	0	10	0	
10/6/2024	21:00	0	3	8	3	0	0	0	0	0	0	0	0	0	0	0	0	0	0	14	22.4	26.5	18 to 28	100.0	3	21.4	0	14	0	
10/6/2024	22:00	0	1	1	1	0	0	0	0	0	0	0	0	0	0	0	0	0	0	3	21.7	25	15 to 25	100.0	*	*	0	3	0	
10/6/2024	23:00	0	0	1	0	0	0	0	0	0	0	0	0	0	0	0	0	0	0	1	20	20	10 to 20	100.0	*	*	0	1	0	
24 Hr Summary		16	105	141	50	7	0	0	0	0	0	0	0	0	0	0	0	0	0	319	20.9	25	15 to 25	83.1	38	11.9	1	316	2	

Westbound Histogram

SW 3rd

from Wed-Oct-02-2024-07-00-AM to Tue-Oct-08-2024-09-59-AM

Date	Starting Hr:min	<15	15 to <20	20 to <25	25 to <30	30 to <35	35 to <40	40 to <45	45 to <50	50 to <55	55 to <60	60 to <65	65 to <70	70 to <75	75 to <80	80 to <85	85 to <90	90 to <95	95 to >100	Total Counts	Avg Speed (MPH)	85pct Speed	10MPH Pace	% in pace	# of Speeders	% Speeders	VEH_SM	VEH_MED	VEH_LG	
10/7/2024	00:00	*	*	*	*	*	*	*	*	*	*	*	*	*	*	*	*	*	*	*	*	*	*	*	*	*	*	*	*	*
10/7/2024	01:00	0	1	0	0	0	0	0	0	0	0	0	0	0	0	0	0	0	0	0	1	16	16	6 to 16	100.0	*	*	0	1	0
10/7/2024	02:00	1	0	0	0	0	0	0	0	0	0	0	0	0	0	0	0	0	0	0	1	10	10	1 to 11	100.0	*	*	0	1	0
10/7/2024	03:00	*	*	*	*	*	*	*	*	*	*	*	*	*	*	*	*	*	*	*	*	*	*	*	*	*	*	*	*	*
10/7/2024	04:00	1	2	1	1	1	0	0	0	0	0	0	0	0	0	0	0	0	0	0	6	21.2	28	7 to 17	50.0	2	33.3	0	6	0
10/7/2024	05:00	0	4	1	1	0	0	0	0	0	0	0	0	0	0	0	0	0	0	0	6	20.3	22	12 to 22	83.3	1	16.7	0	6	0
10/7/2024	06:00	1	7	5	2	0	0	0	0	0	0	0	0	0	0	0	0	0	0	0	15	19.2	23	13 to 23	80.0	2	13.3	0	14	1
10/7/2024	07:00	1	6	8	5	0	0	0	0	0	0	0	0	0	0	0	0	0	0	0	20	21.5	25.5	17 to 27	90.0	4	20.0	0	19	1
10/7/2024	08:00	6	25	26	5	0	0	0	0	0	0	0	0	0	0	0	0	0	0	0	62	19.2	21.9	15 to 25	88.7	1	1.6	1	60	1
10/7/2024	09:00	0	6	7	4	0	0	0	0	0	0	0	0	0	0	0	0	0	0	0	17	21.1	24.5	16 to 26	94.1	2	11.8	0	17	0
10/7/2024	10:00	0	6	14	4	1	0	0	0	0	0	0	0	0	0	0	0	0	0	0	25	22.2	26	17 to 27	88.0	5	20.0	0	24	1
10/7/2024	11:00	1	11	10	4	1	0	0	0	0	0	0	0	0	0	0	0	0	0	0	27	21	24.3	15 to 25	88.9	2	7.4	1	25	1
10/7/2024	12:00	1	10	15	4	0	0	0	0	0	0	0	0	0	0	0	0	0	0	0	30	20.9	24	16 to 26	86.7	4	13.3	0	28	2
10/7/2024	13:00	4	10	9	3	0	0	0	0	0	0	0	0	0	0	0	0	0	0	0	26	19.8	23.5	14 to 24	80.8	2	7.7	0	24	2
10/7/2024	14:00	2	9	18	6	0	1	0	0	0	0	0	0	0	0	0	0	0	0	0	36	21.7	25	15 to 25	80.6	5	13.9	0	35	1
10/7/2024	15:00	3	32	24	7	0	0	0	0	0	0	0	0	0	0	0	0	0	0	0	66	19.7	23.4	15 to 25	92.4	2	3.0	2	63	1
10/7/2024	16:00	1	17	27	7	1	0	0	0	0	0	0	0	0	0	0	0	0	0	0	53	21.2	24	15 to 25	90.6	4	7.5	1	51	1
10/7/2024	17:00	0	13	37	8	1	1	0	0	0	0	0	0	0	0	0	0	0	0	0	60	21.8	24.3	16 to 26	91.7	7	11.7	0	56	4
10/7/2024	18:00	0	4	11	7	0	0	0	0	0	0	0	0	0	0	0	0	0	0	0	22	22.8	25.7	17 to 27	95.5	5	22.7	0	22	0
10/7/2024	19:00	2	14	9	4	2	0	0	0	0	0	0	0	0	0	0	0	0	0	0	31	20.8	25	14 to 24	77.4	5	16.1	0	31	0
10/7/2024	20:00	0	2	10	6	1	0	0	0	0	0	0	0	0	0	0	0	0	0	0	19	23.7	25.8	19 to 29	94.7	6	31.6	0	18	1
10/7/2024	21:00	1	2	13	6	0	0	0	0	0	0	0	0	0	0	0	0	0	0	0	22	22.7	25	19 to 29	90.9	3	13.6	0	22	0
10/7/2024	22:00	0	0	3	0	0	0	0	0	0	0	0	0	0	0	0	0	0	0	0	3	22.3	24	14 to 24	100.0	*	*	0	3	0
10/7/2024	23:00	*	*	*	*	*	*	*	*	*	*	*	*	*	*	*	*	*	*	*	*	*	*	*	*	*	*	*	*	*
24 Hr Summary		25	181	248	84	8	2	0	0	0	0	0	0	0	0	0	0	0	0	0	548	21	25	16 to 26	84.5	62	11.3	5	526	17

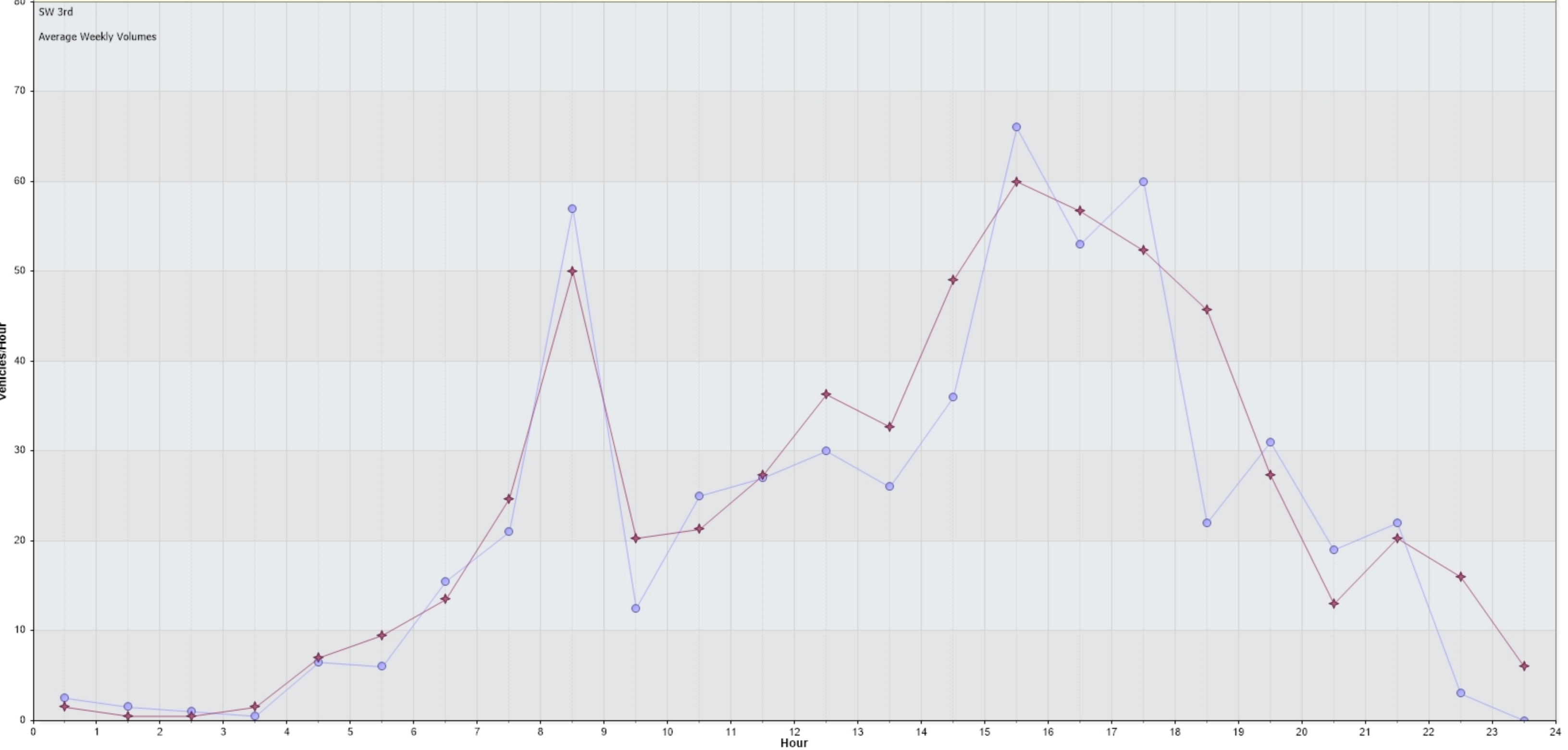
Westbound Histogram

SW 3rd

from Wed-Oct-02-2024-07-00-AM to Tue-Oct-08-2024-09-59-AM

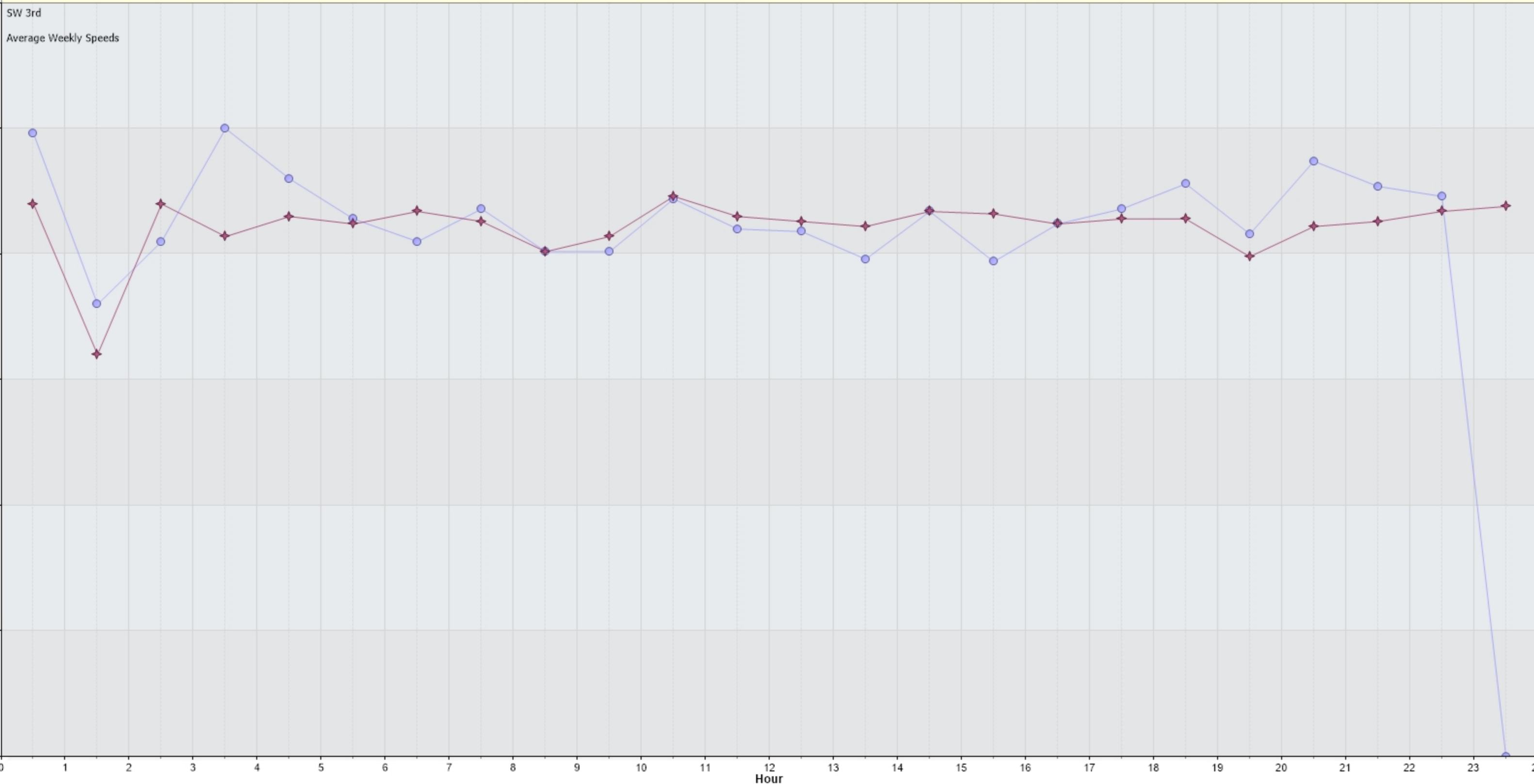
Date	Starting Hr:min	<15	15 to <20	20 to <25	25 to <30	30 to <35	35 to <40	40 to <45	45 to <50	50 to <55	55 to <60	60 to <65	65 to <70	70 to <75	75 to <80	80 to <85	85 to <90	90 to <95	95 to >100	Total Counts	Avg Speed (MPH)	85pct Speed	10MPH Pace	% in pace	# of Speeders	% Speeders	VEH_SM	VEH_MED	VEH_LG	
10/8/2024	00:00	0	0	3	1	0	1	0	0	0	0	0	0	0	0	0	0	0	0	5	24.8	26	16 to 26	80.0	2	40.0	0	5	0	
10/8/2024	01:00	0	2	0	0	0	0	0	0	0	0	0	0	0	0	0	0	0	0	2	19	19	9 to 19	100.0	*	*	0	2	0	
10/8/2024	02:00	0	0	0	0	1	0	0	0	0	0	0	0	0	0	0	0	0	0	1	31	31	21 to 31	100.0	1	100.0	0	1	0	
10/8/2024	03:00	0	0	0	1	0	0	0	0	0	0	0	0	0	0	0	0	0	0	1	25	25	15 to 25	100.0	*	*	0	1	0	
10/8/2024	04:00	1	1	0	4	0	1	0	0	0	0	0	0	0	0	0	0	0	0	7	24.6	27	17 to 27	71.4	5	71.4	0	7	0	
10/8/2024	05:00	0	2	2	1	1	0	0	0	0	0	0	0	0	0	0	0	0	0	6	22.5	27	17 to 27	83.3	2	33.3	0	6	0	
10/8/2024	06:00	0	5	7	3	1	0	0	0	0	0	0	0	0	0	0	0	0	0	16	21.7	26	17 to 27	87.5	3	18.8	0	16	0	
10/8/2024	07:00	2	4	10	5	1	0	0	0	0	0	0	0	0	0	0	0	0	0	22	22.1	26	17 to 27	86.4	4	18.2	0	21	1	
10/8/2024	08:00	0	17	29	5	1	0	0	0	0	0	0	0	0	0	0	0	0	0	52	21.1	23.5	14 to 24	88.5	6	11.5	2	47	3	
10/8/2024	09:00	0	7	1	0	0	0	0	0	0	0	0	0	0	0	0	0	0	0	8	18	19	13 to 23	100.0	*	*	0	7	1	
10/8/2024	10:00	*	*	*	*	*	*	*	*	*	*	*	*	*	*	*	*	*	*	*	*	*	*	*	*	*	*	*	*	*
10/8/2024	11:00	*	*	*	*	*	*	*	*	*	*	*	*	*	*	*	*	*	*	*	*	*	*	*	*	*	*	*	*	*
10/8/2024	12:00	*	*	*	*	*	*	*	*	*	*	*	*	*	*	*	*	*	*	*	*	*	*	*	*	*	*	*	*	*
10/8/2024	13:00	*	*	*	*	*	*	*	*	*	*	*	*	*	*	*	*	*	*	*	*	*	*	*	*	*	*	*	*	*
10/8/2024	14:00	*	*	*	*	*	*	*	*	*	*	*	*	*	*	*	*	*	*	*	*	*	*	*	*	*	*	*	*	*
10/8/2024	15:00	*	*	*	*	*	*	*	*	*	*	*	*	*	*	*	*	*	*	*	*	*	*	*	*	*	*	*	*	*
10/8/2024	16:00	*	*	*	*	*	*	*	*	*	*	*	*	*	*	*	*	*	*	*	*	*	*	*	*	*	*	*	*	*
10/8/2024	17:00	*	*	*	*	*	*	*	*	*	*	*	*	*	*	*	*	*	*	*	*	*	*	*	*	*	*	*	*	*
10/8/2024	18:00	*	*	*	*	*	*	*	*	*	*	*	*	*	*	*	*	*	*	*	*	*	*	*	*	*	*	*	*	*
10/8/2024	19:00	*	*	*	*	*	*	*	*	*	*	*	*	*	*	*	*	*	*	*	*	*	*	*	*	*	*	*	*	*
10/8/2024	20:00	*	*	*	*	*	*	*	*	*	*	*	*	*	*	*	*	*	*	*	*	*	*	*	*	*	*	*	*	*
10/8/2024	21:00	*	*	*	*	*	*	*	*	*	*	*	*	*	*	*	*	*	*	*	*	*	*	*	*	*	*	*	*	*
10/8/2024	22:00	*	*	*	*	*	*	*	*	*	*	*	*	*	*	*	*	*	*	*	*	*	*	*	*	*	*	*	*	*
10/8/2024	23:00	*	*	*	*	*	*	*	*	*	*	*	*	*	*	*	*	*	*	*	*	*	*	*	*	*	*	*	*	*
24 Hr Summary		3	38	52	20	5	2	0	0	0	0	0	0	0	0	0	0	0	0	120	21.7	26	17 to 27	85.0	23	19.2	2	113	5	

Westbound: Average Hourly Volume for Week of 9/30/2024
Average Counts By Hour (10/7/2024) Average Counts By Hour (9/30/2024)



Westbound:Average Hourly WEEKDAY Speeds for Week of 9/30/2024

Average Hourly WEEKDAY Speeds By Hour (10/7/2024) Average Hourly WEEKDAY Speeds By Hour (10/7/2024) Average Hourly WEEKDAY Speeds By Hour (9/30/2024) Average Hourly WEEKDAY Speeds By Hour (9/30/2024)



SW 3rd

Average Weekly Speeds

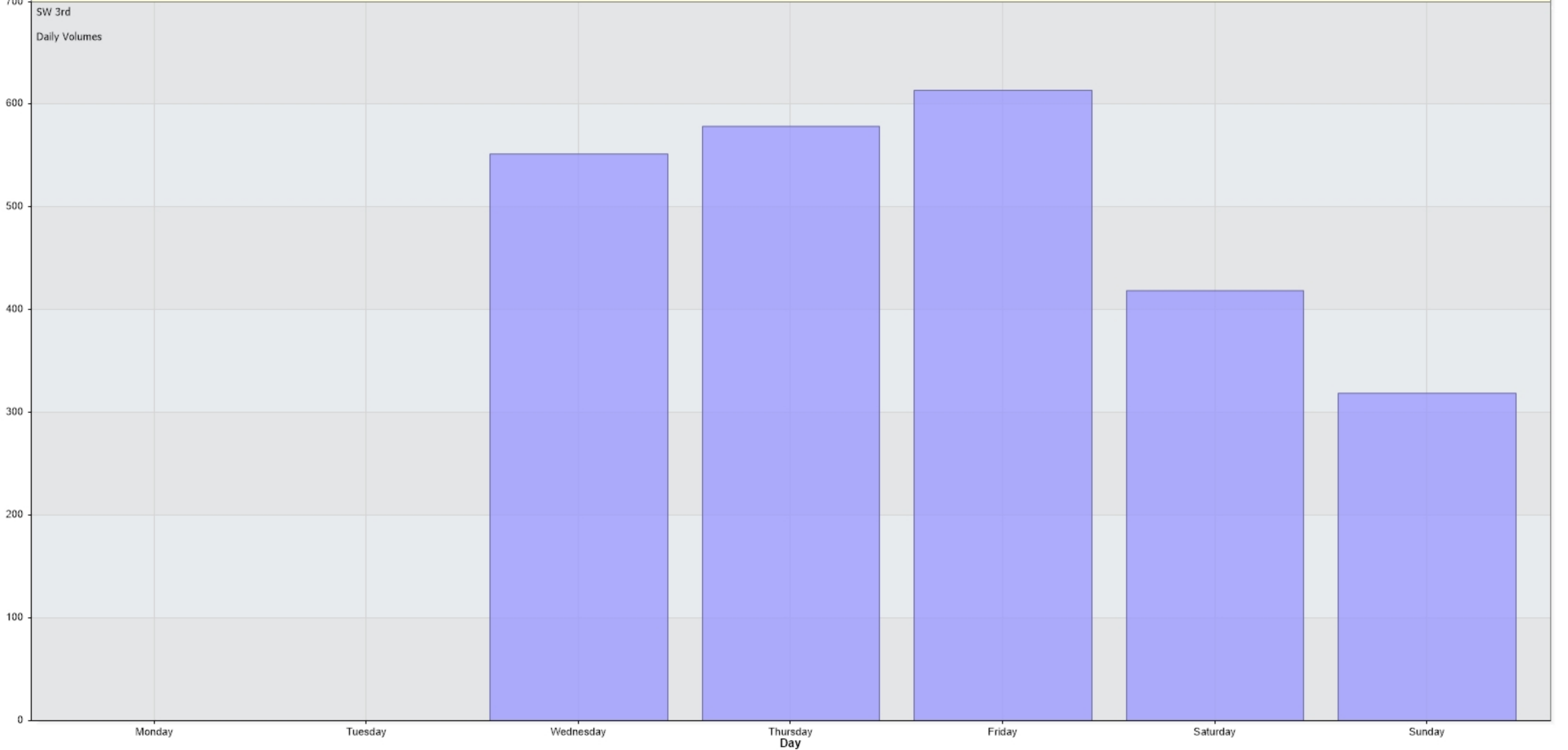
MPH

Hour

Westbound:Daily Volume for Week of 9/30/2024

Daily Vehicle Counts

Daily Vehicle Counts



SW 3rd

Daily Volumes

Vehicles

Monday

Tuesday

Wednesday

Thursday
Day

Friday

Saturday

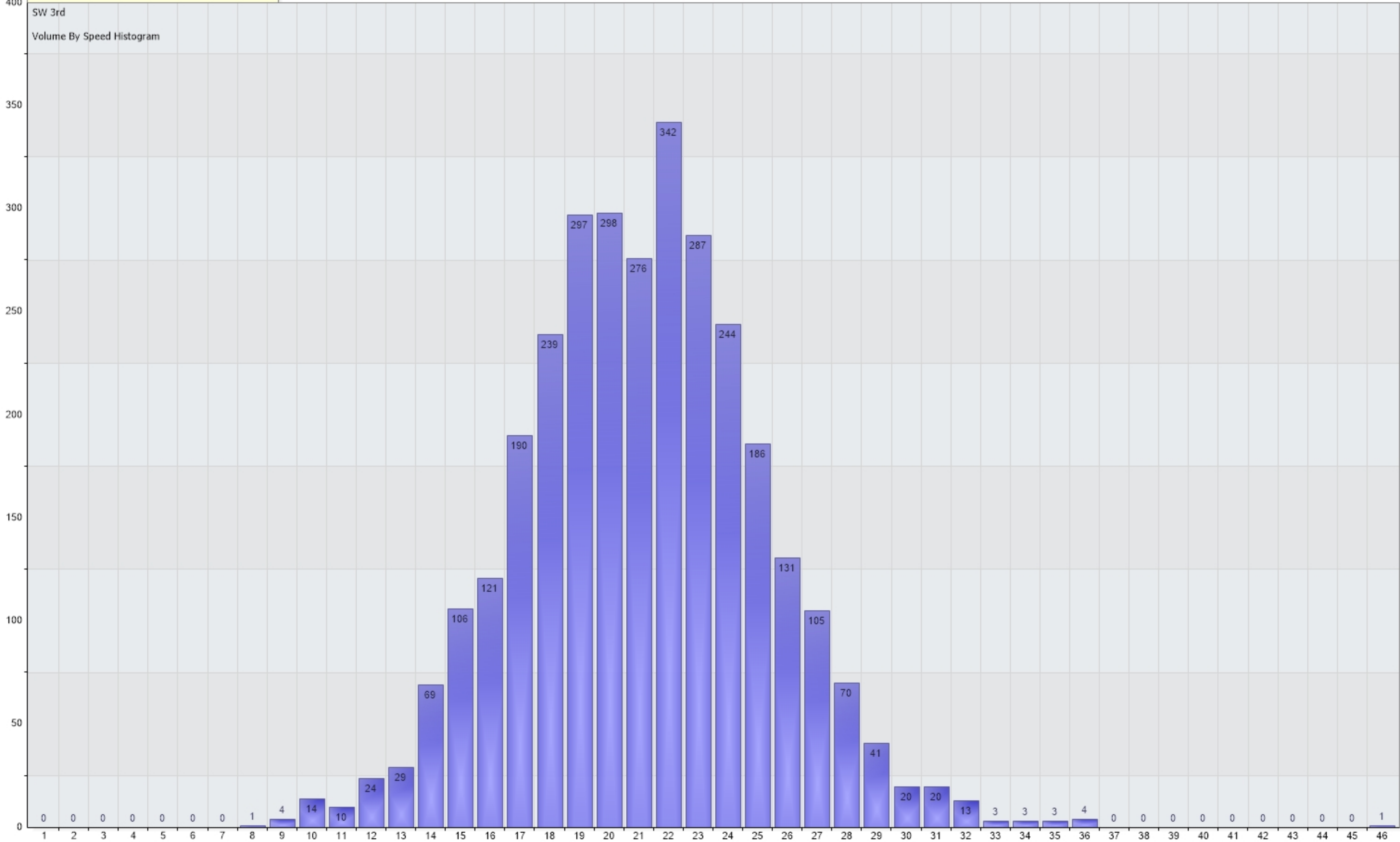
Sunday

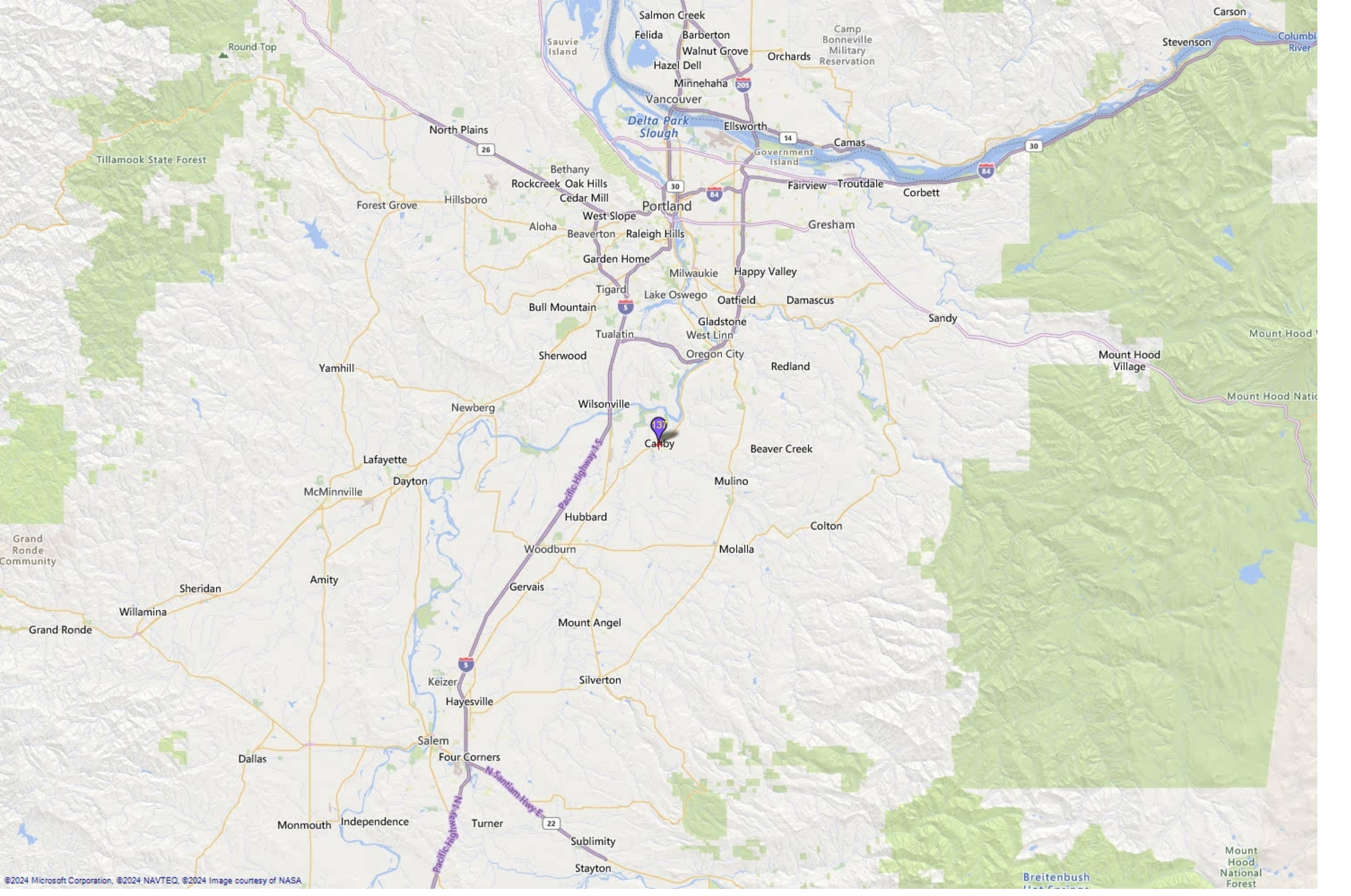
Vehicle Counts Vs. Speed [SW 3rd: Westbound]

SW 3rd
Volume By Speed Histogram

3,151 Counts

Vehicle Counts





For Project: SW 3rd
 Project Notes:
 Location/Name: Eastbound
 Report Generated: 10/9/2024 8:13:22 AM
 Speed Intervals: 1 MPH
 Time Intervals: Instant
 Traffic Report From: 10/2/2024 7:00:00 AM through 10/8/2024 9:59:59 AM
 85th Percentile Speed: 27 MPH
 85th Percentile Vehicles: 3237
 Max Speed: 53 MPH on 10/6/2024 1:58:56 PM
 Total Vehicles: 3808
 AADT: 621

Volumes - weekly counts

Time	5 Day	7 Day
Average Daily	576	544
AM Peak	88	69
PM Peak	65	56

Speed

Speed Limit: 25
 85th Percentile Speed: 27
 50th Percentile Speed: 22
 10 MPH Pace Interval: 17.0 MPH to 27.0 MPH
 Average Speed: 22.47

	Monday	Tuesday	Wednesday	Thursday	Friday	Saturday	Sunday
Count over limit	131	52	122	173	168	124	65
% over limit	19.9	27.5	20.9	26.4	21.1	24.3	15.7
Avg Speeder	28.3	28.1	28.9	28.3	28.7	28.8	28.6
Avg Speed	22.2	23.2	22.6	22.8	22.7	22.5	21.6

Class Counts

	Number	%
VEH_SM	18	0.5
VEH_MED	3733	98
VEH_LG	57	1.5
[VEH_SM=motorcycle,	VEH_MED = sedan,	VEH_LG = truck]

Day/Time Ending	85th pctl (MPH)	85th pctl cnts	Total Cnts	Max Speed	Avg Speeder	% Speeders	Avg Speed
10/2/2024 8:00:00 AM	26.0	21	25	34	29.6	20.0%	22.3
10/2/2024 9:00:00 AM	26.0	81	95	44	29.2	20.0%	22.6
10/2/2024 10:00:00 AM	27.0	26	31	32	29.0	22.6%	22.6
10/2/2024 11:00:00 AM	24.0	24	28	32	28.5	14.3%	20.9
10/2/2024 12:00:00 PM	28.0	37	43	33	29.3	27.9%	23.8
10/2/2024 1:00:00 PM	26.0	29	34	33	28.3	17.6%	22.5
10/2/2024 2:00:00 PM	26.0	30	35	30	27.1	31.4%	23.1
10/2/2024 3:00:00 PM	25.0	41	48	35	29.0	14.6%	22.2
10/2/2024 4:00:00 PM	28.0	42	49	38	28.8	38.8%	24.2
10/2/2024 5:00:00 PM	25.0	43	51	34	28.5	11.8%	21.7
10/2/2024 6:00:00 PM	26.0	36	42	40	30.1	19.0%	22.8
10/2/2024 7:00:00 PM	27.0	41	48	43	30.8	20.8%	22.7
10/2/2024 8:00:00 PM	23.0	22	26	25	0.0	0.0%	20.9
10/2/2024 9:00:00 PM	26.0	10	12	28	26.5	33.3%	22.8
10/2/2024 10:00:00 PM	26.0	6	7	28	27.0	28.6%	22.3
10/2/2024 11:00:00 PM	24.0	5	6	27	27.0	16.7%	21.7
10/3/2024 12:00:00 AM	23.0	3	4	29	29.0	25.0%	21.3
10/3/2024 1:00:00 AM	23.0	2	2	23	0.0	0.0%	23.0
10/3/2024 2:00:00 AM	**No Data**						
10/3/2024 3:00:00 AM	22.0	1	1	22	0.0	0.0%	22.0
10/3/2024 4:00:00 AM	28.0	1	1	28	28.0	100.0%	28.0
10/3/2024 5:00:00 AM	27.0	1	1	27	27.0	100.0%	27.0
10/3/2024 6:00:00 AM	27.0	9	11	31	28.7	27.3%	21.6
10/3/2024 7:00:00 AM	24.0	18	21	28	27.3	14.3%	21.8
10/3/2024 8:00:00 AM	27.0	36	42	40	28.1	35.7%	23.6
10/3/2024 9:00:00 AM	27.0	69	81	37	28.9	28.4%	23.7
10/3/2024 10:00:00 AM	25.0	14	16	27	26.5	12.5%	22.5
10/3/2024 11:00:00 AM	27.0	26	30	33	27.8	36.7%	23.8
10/3/2024 12:00:00 PM	28.0	26	31	29	27.6	41.9%	23.9
10/3/2024 1:00:00 PM	26.0	41	48	33	27.9	16.7%	21.7
10/3/2024 2:00:00 PM	26.0	46	54	36	29.1	20.4%	22.5
10/3/2024 3:00:00 PM	27.0	24	28	33	28.1	25.0%	22.1
10/3/2024 4:00:00 PM	28.0	56	66	33	28.2	30.3%	23.2
10/3/2024 5:00:00 PM	27.0	53	62	34	28.1	32.3%	23.1
10/3/2024 6:00:00 PM	27.0	48	56	34	28.1	21.4%	22.3
10/3/2024 7:00:00 PM	25.0	33	39	31	28.0	10.3%	21.4
10/3/2024 8:00:00 PM	27.0	27	32	45	30.3	34.4%	22.8
10/3/2024 9:00:00 PM	27.0	10	12	30	28.3	33.3%	22.4
10/3/2024 10:00:00 PM	25.0	11	13	27	26.5	15.4%	23.5
10/3/2024 11:00:00 PM	21.0	3	4	27	27.0	25.0%	20.5
10/4/2024 12:00:00 AM	23.0	3	4	30	30.0	25.0%	23.3
10/4/2024 1:00:00 AM	18.0	1	1	18	0.0	0.0%	18.0
10/4/2024 2:00:00 AM	27.0	3	3	27	27.0	66.7%	23.3
10/4/2024 3:00:00 AM	**No Data**						
10/4/2024 4:00:00 AM	20.0	1	1	20	0.0	0.0%	20.0
10/4/2024 5:00:00 AM	33.0	3	3	33	31.5	66.7%	29.0
10/4/2024 6:00:00 AM	34.0	8	10	37	31.3	60.0%	26.6

10/4/2024 7:00:00 AM	25.0	9	11	27	27.0	9.1%	22.1
10/4/2024 8:00:00 AM	25.0	49	58	32	28.0	13.8%	22.8
10/4/2024 9:00:00 AM	27.0	79	93	35	29.1	20.4%	23.0
10/4/2024 10:00:00 AM	26.0	34	40	34	27.6	20.0%	22.6
10/4/2024 11:00:00 AM	26.0	30	35	31	28.7	17.1%	22.1
10/4/2024 12:00:00 PM	28.0	28	33	35	28.8	27.3%	23.6
10/4/2024 1:00:00 PM	26.0	26	31	29	27.4	22.6%	22.8
10/4/2024 2:00:00 PM	27.0	41	48	33	28.5	27.1%	22.6
10/4/2024 3:00:00 PM	27.0	38	45	33	28.7	24.4%	22.8
10/4/2024 4:00:00 PM	26.0	61	72	39	29.1	16.4%	22.9
10/4/2024 5:00:00 PM	28.0	41	48	32	28.5	27.1%	23.0
10/4/2024 6:00:00 PM	27.0	73	86	31	28.4	20.9%	21.3
10/4/2024 7:00:00 PM	26.0	71	83	36	28.6	16.9%	22.7
10/4/2024 8:00:00 PM	27.0	29	34	32	28.8	23.5%	23.3
10/4/2024 9:00:00 PM	28.0	14	17	34	29.4	29.4%	22.2
10/4/2024 10:00:00 PM	27.0	20	24	33	28.5	25.0%	23.3
10/4/2024 11:00:00 PM	23.0	14	16	25	0.0	0.0%	20.6
10/5/2024 12:00:00 AM	22.0	4	5	23	0.0	0.0%	21.0
10/5/2024 1:00:00 AM	25.0	1	1	25	0.0	0.0%	25.0
10/5/2024 2:00:00 AM	32.0	1	1	32	32.0	100.0%	32.0
10/5/2024 3:00:00 AM	**No Data**						
10/5/2024 4:00:00 AM	30.0	1	1	30	30.0	100.0%	30.0
10/5/2024 5:00:00 AM	**No Data**						
10/5/2024 6:00:00 AM	22.0	4	5	30	30.0	20.0%	21.0
10/5/2024 7:00:00 AM	22.0	6	7	26	26.0	14.3%	19.7
10/5/2024 8:00:00 AM	28.0	16	19	35	29.1	36.8%	23.0
10/5/2024 9:00:00 AM	28.0	20	24	33	27.6	58.3%	25.3
10/5/2024 10:00:00 AM	27.0	23	27	36	28.9	29.6%	23.4
10/5/2024 11:00:00 AM	28.0	26	30	47	31.1	30.0%	24.1
10/5/2024 12:00:00 PM	26.0	29	34	34	28.4	20.6%	22.1
10/5/2024 1:00:00 PM	28.0	40	47	37	30.0	23.4%	22.4
10/5/2024 2:00:00 PM	27.0	38	45	39	29.0	22.2%	22.2
10/5/2024 3:00:00 PM	24.0	36	42	26	26.0	7.1%	20.7
10/5/2024 4:00:00 PM	26.0	33	39	33	28.9	17.9%	21.7
10/5/2024 5:00:00 PM	27.0	26	31	33	28.1	32.3%	23.8
10/5/2024 6:00:00 PM	24.0	17	20	29	27.5	10.0%	20.0
10/5/2024 7:00:00 PM	26.0	31	36	34	29.0	19.4%	21.6
10/5/2024 8:00:00 PM	26.0	30	35	34	27.6	20.0%	23.2
10/5/2024 9:00:00 PM	28.0	12	14	35	29.4	35.7%	23.3
10/5/2024 10:00:00 PM	27.0	19	22	40	29.2	27.3%	22.4
10/5/2024 11:00:00 PM	27.0	16	19	36	28.5	31.6%	23.3
10/6/2024 12:00:00 AM	23.0	10	12	32	32.0	8.3%	20.8
10/6/2024 1:00:00 AM	19.0	3	4	28	28.0	25.0%	20.8
10/6/2024 2:00:00 AM	23.0	1	1	23	0.0	0.0%	23.0
10/6/2024 3:00:00 AM	26.0	1	1	26	26.0	100.0%	26.0
10/6/2024 4:00:00 AM	**No Data**						
10/6/2024 5:00:00 AM	19.0	2	2	19	0.0	0.0%	18.0
10/6/2024 6:00:00 AM	39.0	3	3	39	39.0	33.3%	28.7

10/6/2024 7:00:00 AM	23.0	3	4	24	0.0	0.0%	22.5
10/6/2024 8:00:00 AM	23.0	8	10	27	27.0	20.0%	21.4
10/6/2024 9:00:00 AM	25.0	16	19	31	28.3	15.8%	22.0
10/6/2024 10:00:00 AM	27.0	15	18	29	27.2	33.3%	22.9
10/6/2024 11:00:00 AM	26.0	22	26	36	30.2	19.2%	22.2
10/6/2024 12:00:00 PM	25.0	26	30	26	26.0	3.3%	21.4
10/6/2024 1:00:00 PM	25.0	41	48	30	27.8	8.3%	21.0
10/6/2024 2:00:00 PM	26.0	28	33	53	31.7	18.2%	22.6
10/6/2024 3:00:00 PM	24.0	21	25	28	27.5	8.0%	22.2
10/6/2024 4:00:00 PM	25.0	29	34	28	27.4	14.7%	21.7
10/6/2024 5:00:00 PM	26.0	35	41	32	27.9	24.4%	21.5
10/6/2024 6:00:00 PM	25.0	29	34	30	27.4	14.7%	20.3
10/6/2024 7:00:00 PM	25.0	23	27	34	28.5	14.8%	21.5
10/6/2024 8:00:00 PM	23.0	16	19	28	27.0	15.8%	21.2
10/6/2024 9:00:00 PM	21.0	11	13	23	0.0	0.0%	17.6
10/6/2024 10:00:00 PM	29.0	9	11	34	31.3	36.4%	25.0
10/6/2024 11:00:00 PM	27.0	5	6	32	29.5	33.3%	21.8
10/7/2024 12:00:00 AM	18.0	4	5	22	0.0	0.0%	17.2
10/7/2024 1:00:00 AM	28.0	2	2	28	28.0	50.0%	23.5
10/7/2024 2:00:00 AM	**No Data**						
10/7/2024 3:00:00 AM	**No Data**						
10/7/2024 4:00:00 AM	29.0	2	2	29	29.0	50.0%	25.5
10/7/2024 5:00:00 AM	30.0	3	3	30	30.0	33.3%	25.0
10/7/2024 6:00:00 AM	26.0	8	10	31	28.7	30.0%	21.0
10/7/2024 7:00:00 AM	25.0	15	18	30	28.0	11.1%	20.4
10/7/2024 8:00:00 AM	27.0	48	57	34	28.0	31.6%	23.3
10/7/2024 9:00:00 AM	26.0	75	88	41	29.6	18.2%	22.3
10/7/2024 10:00:00 AM	26.0	20	24	33	28.6	20.8%	22.5
10/7/2024 11:00:00 AM	25.0	24	28	29	27.7	10.7%	22.2
10/7/2024 12:00:00 PM	24.0	20	23	28	28.0	8.7%	21.3
10/7/2024 1:00:00 PM	27.0	37	44	30	27.8	27.3%	22.5
10/7/2024 2:00:00 PM	25.0	27	32	34	29.3	9.4%	21.5
10/7/2024 3:00:00 PM	24.0	32	38	29	27.3	15.8%	21.4
10/7/2024 4:00:00 PM	25.0	64	75	39	29.4	14.7%	22.1
10/7/2024 5:00:00 PM	27.0	52	61	33	28.9	18.0%	21.8
10/7/2024 6:00:00 PM	26.0	59	69	32	27.1	24.6%	21.9
10/7/2024 7:00:00 PM	25.0	21	25	35	31.0	12.0%	22.4
10/7/2024 8:00:00 PM	27.0	22	26	31	27.3	26.9%	22.7
10/7/2024 9:00:00 PM	26.0	13	15	28	26.5	26.7%	22.7
10/7/2024 10:00:00 PM	28.0	8	10	32	29.3	30.0%	23.1
10/7/2024 11:00:00 PM	26.0	6	7	28	27.0	28.6%	22.6
10/8/2024 12:00:00 AM	19.0	1	1	19	0.0	0.0%	19.0
10/8/2024 1:00:00 AM	22.0	3	4	24	0.0	0.0%	21.0
10/8/2024 2:00:00 AM	18.0	1	1	18	0.0	0.0%	18.0
10/8/2024 3:00:00 AM	22.0	1	1	22	0.0	0.0%	22.0
10/8/2024 4:00:00 AM	31.0	1	1	31	31.0	100.0%	31.0
10/8/2024 5:00:00 AM	27.0	2	2	27	27.0	50.0%	25.5
10/8/2024 6:00:00 AM	30.0	10	12	36	29.8	50.0%	24.1

Eastbound Summary
SW 3rd

from Wed-Oct-02-2024-07-00-AM to Tue-Oct-08-2024-09-59-AM

10/8/2024 7:00:00 AM	27.0	13	15	32	28.3	26.7%	23.0
10/8/2024 8:00:00 AM	27.0	42	50	33	27.6	28.0%	23.9
10/8/2024 9:00:00 AM	27.0	71	83	33	27.9	27.7%	23.2
10/8/2024 10:00:00 AM	24.0	17	20	29	27.0	15.0%	21.1

Day/Time Ending	85th pctl (MPH)	85th pctl cnts	Total Cnts	Max Speed	Avg Speeder	% Speeders	Avg Speed
10/3/2024 12:00:00 AM	27.0	496	584	44	28.9	20.9%	22.6
10/4/2024 12:00:00 AM	27.0	557	655	45	28.3	26.4%	22.8
10/5/2024 12:00:00 AM	27.0	677	797	39	28.7	21.1%	22.7
10/6/2024 12:00:00 AM	27.0	434	511	47	28.8	24.3%	22.5
10/7/2024 12:00:00 AM	26.0	352	414	53	28.6	15.7%	21.6
10/8/2024 12:00:00 AM	26.0	559	658	41	28.3	19.9%	22.2
10/8/2024 9:59:59 AM	27.0	161	189	36	28.1	27.5%	23.2

Eastbound Weekly Counts
SW 3rd

from Wed-Oct-02-2024-07-00-AM to Tue-Oct-08-2024-09-59-AM

	9/30/2024	to	10/6/2024							
	Monday	Tuesday	Wednesday	Thursday	Friday	Saturday	Sunday	Week	Weekend	Week Day 85%
Hour	9/30/2024	10/1/2024	10/2/2024	10/3/2024	10/4/2024	10/5/2024	10/6/2024	Day Avg	Avg	Avg Speed
0 - 1	*	*	*	2	1	1	4	1.5	2.5	20.5
1 - 2	*	*	*	0	3	1	1	1.5	1	27
2 - 3	*	*	*	1	0	0	1	0.5	0.5	22
3 - 4	*	*	*	1	1	1	0	1	0.5	24
4 - 5	*	*	*	1	3	0	2	2	1	30
5 - 6	*	*	*	11	10	5	3	10.5	4	30.5
6 - 7	*	*	*	21	11	7	4	16	5.5	24.25
7 - 8	*	*	25	42	58	19	10	41.67	14.5	25.77
8 - 9	*	*	95	81	93	24	19	89.67	21.5	26.5
9 - 10	*	*	31	16	40	27	18	29	22.5	25.9
10 - 11	*	*	28	30	35	30	26	31	28	25.67
11 - 12	*	*	43	31	33	34	30	35.67	32	27.63
12 - 13	*	*	34	48	31	47	48	37.67	47.5	25.83
13 - 14	*	*	35	54	48	45	33	45.67	39	26.23
14 - 15	*	*	48	28	45	42	25	40.33	33.5	26.1
15 - 16	*	*	49	66	72	39	34	62.33	36.5	26.8
16 - 17	*	*	51	62	48	31	41	53.67	36	26.4
17 - 18	*	*	42	56	86	20	34	61.33	27	26.47
18 - 19	*	*	48	39	83	36	27	56.67	31.5	25.7
19 - 20	*	*	26	32	34	35	19	30.67	27	25.67
20 - 21	*	*	12	12	17	14	13	13.67	13.5	26.73
21 - 22	*	*	7	13	24	22	11	14.67	16.5	25.77
22 - 23	*	*	6	4	16	19	6	8.67	12.5	22.67
23 - 24	*	*	4	4	5	12	5	4.33	8.5	22.67
Totals	0	0	584	655	797	511	414			
% of Total	0%	0%	19.72%	22.12%	26.92%	17.26%	13.98%			

Eastbound Weekly Counts
SW 3rd

from Wed-Oct-02-2024-07-00-AM to Tue-Oct-08-2024-09-59-AM

	10/7/2024	to	10/13/2024							
	Monday	Tuesday	Wednesday	Thursday	Friday	Saturday	Sunday	Week	Weekend	Week Day 85%
Hour	10/7/2024	10/8/2024	10/9/2024	10/10/2024	10/11/2024	10/12/2024	10/13/2024	Day Avg	Avg	Avg Speed
0 - 1	2	4	*	*	*	*	*	3	0	25
1 - 2	0	1	*	*	*	*	*	0.5	0	18
2 - 3	0	1	*	*	*	*	*	0.5	0	22
3 - 4	2	1	*	*	*	*	*	1.5	0	30
4 - 5	3	2	*	*	*	*	*	2.5	0	28.5
5 - 6	10	12	*	*	*	*	*	11	0	28
6 - 7	18	15	*	*	*	*	*	16.5	0	25.75
7 - 8	57	50	*	*	*	*	*	53.5	0	26.55
8 - 9	88	83	*	*	*	*	*	85.5	0	26.3
9 - 10	24	20	*	*	*	*	*	22	0	25
10 - 11	28	*	*	*	*	*	*	28	0	24.5
11 - 12	23	*	*	*	*	*	*	23	0	24
12 - 13	44	*	*	*	*	*	*	44	0	27
13 - 14	32	*	*	*	*	*	*	32	0	24.6
14 - 15	38	*	*	*	*	*	*	38	0	24
15 - 16	75	*	*	*	*	*	*	75	0	25
16 - 17	61	*	*	*	*	*	*	61	0	26.3
17 - 18	69	*	*	*	*	*	*	69	0	25.9
18 - 19	25	*	*	*	*	*	*	25	0	24.5
19 - 20	26	*	*	*	*	*	*	26	0	26.2
20 - 21	15	*	*	*	*	*	*	15	0	25.7
21 - 22	10	*	*	*	*	*	*	10	0	27.5
22 - 23	7	*	*	*	*	*	*	7	0	26
23 - 24	1	*	*	*	*	*	*	1	0	19
Totals	658	189	0	0	0	0	0			
% of Total	77.69%	22.31%	0%	0%	0%	0%	0%			

Eastbound Monthly Counts
SW 3rd

from Wed-Oct-02-2024-07-00-AM to Tue-Oct-08-2024-09-59-AM

	Oct 2024							Week	Weekend	Week Day 85%
Hour	Monday	Tuesday	Wednesday	Thursday	Friday	Saturday	Sunday	Day Avg	Avg	Avg Speed
0 - 1	2	4	*	2	1	1	4	2.25	2.5	22.75
1 - 2	0	1	*	0	3	1	1	1	1	22.5
2 - 3	0	1	*	1	0	0	1	0.5	0.5	22
3 - 4	2	1	*	1	1	1	0	1.25	0.5	27
4 - 5	3	2	*	1	3	0	2	2.25	1	29.25
5 - 6	10	12	*	11	10	5	3	10.75	4	29.25
6 - 7	18	15	*	21	11	7	4	16.25	5.5	25
7 - 8	57	50	25	42	58	19	10	46.4	14.5	26.08
8 - 9	88	83	95	81	93	24	19	88	21.5	26.42
9 - 10	24	20	31	16	40	27	18	26.2	22.5	25.54
10 - 11	28	*	28	30	35	30	26	30.25	28	25.38
11 - 12	23	*	43	31	33	34	30	32.5	32	26.72
12 - 13	44	*	34	48	31	47	48	39.25	47.5	26.12
13 - 14	32	*	35	54	48	45	33	42.25	39	25.82
14 - 15	38	*	48	28	45	42	25	39.75	33.5	25.58
15 - 16	75	*	49	66	72	39	34	65.5	36.5	26.35
16 - 17	61	*	51	62	48	31	41	55.5	36	26.38
17 - 18	69	*	42	56	86	20	34	63.25	27	26.32
18 - 19	25	*	48	39	83	36	27	48.75	31.5	25.4
19 - 20	26	*	26	32	34	35	19	29.5	27	25.8
20 - 21	15	*	12	12	17	14	13	14	13.5	26.48
21 - 22	10	*	7	13	24	22	11	13.5	16.5	26.2
22 - 23	7	*	6	4	16	19	6	8.25	12.5	23.5
23 - 24	1	*	4	4	5	12	5	3.5	8.5	21.75
Totals	658	189	584	655	797	511	414			
% of Total	17.28%	4.96%	15.34%	17.2%	20.93%	13.42%	10.87%			

Eastbound Weekly Speeds
SW 3rd

from Wed-Oct-02-2024-07-00-AM to Tue-Oct-08-2024-09-59-AM

	9/30/2024	to	10/6/2024							
	Monday	Tuesday	Wednesday	Thursday	Friday	Saturday	Sunday	Week	Weekend	Week Day 85%
Hour	9/30/2024	10/1/2024	10/2/2024	10/3/2024	10/4/2024	10/5/2024	10/6/2024	Day Avg	Avg	Avg Speed
0 - 1	*	*	*	23	18	25	20.75	21.33	21.6	20.5
1 - 2	*	*	*	0	23.33	32	23	23.33	27.5	27
2 - 3	*	*	*	22	0	0	26	22	26	22
3 - 4	*	*	*	28	20	30	0	24	30	24
4 - 5	*	*	*	27	29	0	18	28.5	18	30
5 - 6	*	*	*	21.64	26.6	21	28.67	24	23.87	30.5
6 - 7	*	*	*	21.76	22.09	19.71	22.5	21.88	20.73	24.25
7 - 8	*	*	22.32	23.6	22.79	23	21.4	22.97	22.45	25.77
8 - 9	*	*	22.59	23.72	22.97	25.33	22	23.06	23.86	26.5
9 - 10	*	*	22.65	22.5	22.58	23.41	22.89	22.59	23.2	25.9
10 - 11	*	*	20.89	23.77	22.11	24.1	22.23	22.28	23.23	25.67
11 - 12	*	*	23.77	23.87	23.61	22.12	21.4	23.75	21.78	27.63
12 - 13	*	*	22.53	21.67	22.81	22.43	20.96	22.24	21.68	25.83
13 - 14	*	*	23.09	22.48	22.56	22.2	22.64	22.66	22.38	26.23
14 - 15	*	*	22.17	22.07	22.84	20.74	22.16	22.4	21.27	26.1
15 - 16	*	*	24.24	23.2	22.92	21.74	21.71	23.36	21.73	26.8
16 - 17	*	*	21.75	23.06	23.04	23.81	21.49	22.64	22.49	26.4
17 - 18	*	*	22.81	22.3	21.3	20	20.29	21.95	20.19	26.47
18 - 19	*	*	22.67	21.36	22.69	21.64	21.52	22.38	21.59	25.7
19 - 20	*	*	20.88	22.84	23.29	23.2	21.16	22.46	22.48	25.67
20 - 21	*	*	22.75	22.42	22.24	23.29	17.62	22.44	20.56	26.73
21 - 22	*	*	22.29	23.46	23.33	22.36	25	23.2	23.24	25.77
22 - 23	*	*	21.67	20.5	20.56	23.32	21.83	20.81	22.96	22.67
23 - 24	*	*	21.25	23.25	21	20.83	17.2	21.77	19.76	22.67
Totals	0	0	22.6	22.8	22.7	22.5	21.6			
% of Total	0%	0%	20.14%	20.32%	20.23%	20.05%	19.25%			

Eastbound Weekly Speeds
SW 3rd

from Wed-Oct-02-2024-07-00-AM to Tue-Oct-08-2024-09-59-AM

	10/7/2024	to	10/13/2024							
	Monday	Tuesday	Wednesday	Thursday	Friday	Saturday	Sunday	Week	Weekend	Week Day 85%
Hour	10/7/2024	10/8/2024	10/9/2024	10/10/2024	10/11/2024	10/12/2024	10/13/2024	Day Avg	Avg	Avg Speed
0 - 1	23.5	21	*	*	*	*	*	21.83	*	25
1 - 2	0	18	*	*	*	*	*	18	*	18
2 - 3	0	22	*	*	*	*	*	22	*	22
3 - 4	25.5	31	*	*	*	*	*	27.33	*	30
4 - 5	25	25.5	*	*	*	*	*	25.2	*	28.5
5 - 6	21	24.08	*	*	*	*	*	22.68	*	28
6 - 7	20.39	23	*	*	*	*	*	21.58	*	25.75
7 - 8	23.33	23.92	*	*	*	*	*	23.61	*	26.55
8 - 9	22.31	23.23	*	*	*	*	*	22.75	*	26.3
9 - 10	22.54	21.15	*	*	*	*	*	21.91	*	25
10 - 11	22.18	*	*	*	*	*	*	22.18	*	24.5
11 - 12	21.26	*	*	*	*	*	*	21.26	*	24
12 - 13	22.45	*	*	*	*	*	*	22.45	*	27
13 - 14	21.5	*	*	*	*	*	*	21.5	*	24.6
14 - 15	21.42	*	*	*	*	*	*	21.42	*	24
15 - 16	22.15	*	*	*	*	*	*	22.15	*	25
16 - 17	21.84	*	*	*	*	*	*	21.84	*	26.3
17 - 18	21.87	*	*	*	*	*	*	21.87	*	25.9
18 - 19	22.44	*	*	*	*	*	*	22.44	*	24.5
19 - 20	22.65	*	*	*	*	*	*	22.65	*	26.2
20 - 21	22.67	*	*	*	*	*	*	22.67	*	25.7
21 - 22	23.1	*	*	*	*	*	*	23.1	*	27.5
22 - 23	22.57	*	*	*	*	*	*	22.57	*	26
23 - 24	19	*	*	*	*	*	*	19	*	19
Totals	22.2	23.2	0	0	0	0	0			
% of Total	48.9%	51.1%	0%	0%	0%	0%	0%			

Eastbound Monthly Speeds
SW 3rd

from Wed-Oct-02-2024-07-00-AM to Tue-Oct-08-2024-09-59-AM

	Oct 2024							Week	Weekend	Week Day 85%
Hour	Monday	Tuesday	Wednesday	Thursday	Friday	Saturday	Sunday	Day Avg	Avg	Avg Speed
0 - 1	23.5	21	*	23	18	25	20.75	21.67	21.6	22.75
1 - 2	0	18	*	0	23.33	32	23	22	27.5	22.5
2 - 3	0	22	*	22	0	0	26	22	26	22
3 - 4	25.5	31	*	28	20	30	0	26	30	27
4 - 5	25	25.5	*	27	29	0	18	26.67	18	29.25
5 - 6	21	24.08	*	21.64	26.6	21	28.67	23.33	23.87	29.25
6 - 7	20.39	23	*	21.76	22.09	19.71	22.5	21.72	20.73	25
7 - 8	23.33	23.92	22.32	23.6	22.79	23	21.4	23.26	22.45	26.08
8 - 9	22.31	23.23	22.59	23.72	22.97	25.33	22	22.94	23.86	26.42
9 - 10	22.54	21.15	22.65	22.5	22.58	23.41	22.89	22.36	23.2	25.54
10 - 11	22.18	*	20.89	23.77	22.11	24.1	22.23	22.26	23.23	25.38
11 - 12	21.26	*	23.77	23.87	23.61	22.12	21.4	23.31	21.78	26.72
12 - 13	22.45	*	22.53	21.67	22.81	22.43	20.96	22.3	21.68	26.12
13 - 14	21.5	*	23.09	22.48	22.56	22.2	22.64	22.44	22.38	25.82
14 - 15	21.42	*	22.17	22.07	22.84	20.74	22.16	22.16	21.27	25.58
15 - 16	22.15	*	24.24	23.2	22.92	21.74	21.71	23.02	21.73	26.35
16 - 17	21.84	*	21.75	23.06	23.04	23.81	21.49	22.42	22.49	26.38
17 - 18	21.87	*	22.81	22.3	21.3	20	20.29	21.93	20.19	26.32
18 - 19	22.44	*	22.67	21.36	22.69	21.64	21.52	22.38	21.59	25.4
19 - 20	22.65	*	20.88	22.84	23.29	23.2	21.16	22.5	22.48	25.8
20 - 21	22.67	*	22.75	22.42	22.24	23.29	17.62	22.5	20.56	26.48
21 - 22	23.1	*	22.29	23.46	23.33	22.36	25	23.19	23.24	26.2
22 - 23	22.57	*	21.67	20.5	20.56	23.32	21.83	21.18	22.96	23.5
23 - 24	19	*	21.25	23.25	21	20.83	17.2	21.57	19.76	21.75
Totals	22.2	23.2	22.6	22.8	22.7	22.5	21.6			
% of Total	14.09%	14.72%	14.34%	14.47%	14.4%	14.28%	13.71%			

Eastbound Weekly EightyFifthSpeeds
SW 3rd

from Wed-Oct-02-2024-07-00-AM to Tue-Oct-08-2024-09-59-AM

	9/30/2024	to	10/6/2024							
	Monday	Tuesday	Wednesday	Thursday	Friday	Saturday	Sunday	Week	Weekend	Week Day 85%
Hour	9/30/2024	10/1/2024	10/2/2024	10/3/2024	10/4/2024	10/5/2024	10/6/2024	Day Avg	Avg	Avg Speed
0 - 1	*	*	*	23	18	25	19	20.5	22	20.5
1 - 2	*	*	*	0	27	32	23	27	27.5	27
2 - 3	*	*	*	22	0	0	26	22	26	22
3 - 4	*	*	*	28	20	30	0	24	30	24
4 - 5	*	*	*	27	33	0	19	30	19	30
5 - 6	*	*	*	27	34	22	39	30.5	30.5	30.5
6 - 7	*	*	*	24	24.5	22	23	24.25	22.5	24.25
7 - 8	*	*	25.5	26.9	24.9	27.7	23	25.77	25.35	25.77
8 - 9	*	*	26	27	26.5	27.5	25	26.5	26.25	26.5
9 - 10	*	*	26.7	25	26	27	26.5	25.9	26.75	25.9
10 - 11	*	*	24	27	26	28	26	25.67	27	25.67
11 - 12	*	*	28	27.4	27.5	26	24.2	27.63	25.1	27.63
12 - 13	*	*	26	25.5	26	27.5	24.6	25.83	26.05	25.83
13 - 14	*	*	26	26	26.7	26.3	25.5	26.23	25.9	26.23
14 - 15	*	*	25	26.5	26.8	23.8	24	26.1	23.9	26.1
15 - 16	*	*	28	27.2	25.2	26	25	26.8	25.5	26.8
16 - 17	*	*	24.7	27	27.5	26.6	26	26.4	26.3	26.4
17 - 18	*	*	26	26.6	26.8	23.5	25	26.47	24.25	26.47
18 - 19	*	*	27	24.6	25.5	25.7	25	25.7	25.35	25.7
19 - 20	*	*	23	27	27	25.5	23	25.67	24.25	25.67
20 - 21	*	*	25.7	27	27.5	28	21	26.73	24.5	26.73
21 - 22	*	*	26	25	26.3	26.7	29	25.77	27.85	25.77
22 - 23	*	*	24	21	23	27	27	22.67	27	22.67
23 - 24	*	*	23	23	22	23	18	22.67	20.5	22.67
Totals	0	0	434.6	590.7	597.7	576.8	566.8			
% of Total	0%	0%	15.71%	21.35%	21.6%	20.85%	20.49%			

Eastbound Weekly EightyFifthSpeeds
SW 3rd

from Wed-Oct-02-2024-07-00-AM to Tue-Oct-08-2024-09-59-AM

	10/7/2024	to	10/13/2024							
	Monday	Tuesday	Wednesday	Thursday	Friday	Saturday	Sunday	Week	Weekend	Week Day 85%
Hour	10/7/2024	10/8/2024	10/9/2024	10/10/2024	10/11/2024	10/12/2024	10/13/2024	Day Avg	Avg	Avg Speed
0 - 1	28	22	*	*	*	*	*	25	0	25
1 - 2	0	18	*	*	*	*	*	18	0	18
2 - 3	0	22	*	*	*	*	*	22	0	22
3 - 4	29	31	*	*	*	*	*	30	0	30
4 - 5	30	27	*	*	*	*	*	28.5	0	28.5
5 - 6	26	30	*	*	*	*	*	28	0	28
6 - 7	24.5	27	*	*	*	*	*	25.75	0	25.75
7 - 8	26.8	26.3	*	*	*	*	*	26.55	0	26.55
8 - 9	25.6	27	*	*	*	*	*	26.3	0	26.3
9 - 10	26	24	*	*	*	*	*	25	0	25
10 - 11	24.5	*	*	*	*	*	*	24.5	0	24.5
11 - 12	24	*	*	*	*	*	*	24	0	24
12 - 13	27	*	*	*	*	*	*	27	0	27
13 - 14	24.6	*	*	*	*	*	*	24.6	0	24.6
14 - 15	24	*	*	*	*	*	*	24	0	24
15 - 16	25	*	*	*	*	*	*	25	0	25
16 - 17	26.3	*	*	*	*	*	*	26.3	0	26.3
17 - 18	25.9	*	*	*	*	*	*	25.9	0	25.9
18 - 19	24.5	*	*	*	*	*	*	24.5	0	24.5
19 - 20	26.2	*	*	*	*	*	*	26.2	0	26.2
20 - 21	25.7	*	*	*	*	*	*	25.7	0	25.7
21 - 22	27.5	*	*	*	*	*	*	27.5	0	27.5
22 - 23	26	*	*	*	*	*	*	26	0	26
23 - 24	19	*	*	*	*	*	*	19	0	19
Totals	566.1	254.3	0	0	0	0	0			
% of Total	69%	31%	0%	0%	0%	0%	0%			

Eastbound Monthly EightyFifthSpeeds
SW 3rd

from Wed-Oct-02-2024-07-00-AM to Tue-Oct-08-2024-09-59-AM

	Oct 2024									
Hour	Monday	Tuesday	Wednesday	Thursday	Friday	Saturday	Sunday	Week Day Avg	Weekend Avg	Week Day 85% Avg Speed
0 - 1	28	22	*	23	18	25	19	22.75	22	22.75
1 - 2	0	18	*	0	27	32	23	22.5	27.5	22.5
2 - 3	0	22	*	22	0	0	26	22	26	22
3 - 4	29	31	*	28	20	30	0	27	30	27
4 - 5	30	27	*	27	33	0	19	29.25	19	29.25
5 - 6	26	30	*	27	34	22	39	29.25	30.5	29.25
6 - 7	24.5	27	*	24	24.5	22	23	25	22.5	25
7 - 8	26.8	26.3	25.5	26.9	24.9	27.7	23	26.08	25.35	26.08
8 - 9	25.6	27	26	27	26.5	27.5	25	26.42	26.25	26.42
9 - 10	26	24	26.7	25	26	27	26.5	25.54	26.75	25.54
10 - 11	24.5	*	24	27	26	28	26	25.38	27	25.38
11 - 12	24	*	28	27.4	27.5	26	24.2	26.72	25.1	26.72
12 - 13	27	*	26	25.5	26	27.5	24.6	26.12	26.05	26.12
13 - 14	24.6	*	26	26	26.7	26.3	25.5	25.82	25.9	25.82
14 - 15	24	*	25	26.5	26.8	23.8	24	25.58	23.9	25.58
15 - 16	25	*	28	27.2	25.2	26	25	26.35	25.5	26.35
16 - 17	26.3	*	24.7	27	27.5	26.6	26	26.38	26.3	26.38
17 - 18	25.9	*	26	26.6	26.8	23.5	25	26.32	24.25	26.32
18 - 19	24.5	*	27	24.6	25.5	25.7	25	25.4	25.35	25.4
19 - 20	26.2	*	23	27	27	25.5	23	25.8	24.25	25.8
20 - 21	25.7	*	25.7	27	27.5	28	21	26.48	24.5	26.48
21 - 22	27.5	*	26	25	26.3	26.7	29	26.2	27.85	26.2
22 - 23	26	*	24	21	23	27	27	23.5	27	23.5
23 - 24	19	*	23	23	22	23	18	21.75	20.5	21.75

Summary of Violators
SW 3rd

from Wed-Oct-02-2024-07-00-AM to Tue-Oct-08-2024-09-59-AM

Starting Hour	Count	Average Speed of all Traffic	Violator Counts	Average Speed of Violators
00:00:00	14	21.6	2	28.0
01:00:00	6	23.8	3	28.7
02:00:00	3	23.3	1	26.0
03:00:00	6	26.7	4	29.5
04:00:00	11	25.1	5	29.4
05:00:00	51	23.4	20	30.4
06:00:00	76	21.6	11	27.6
07:00:00	261	23.2	69	28.1
08:00:00	483	23.0	117	28.7
09:00:00	176	22.6	39	28.1
10:00:00	177	22.6	38	29.1
11:00:00	194	22.8	44	28.4
12:00:00	252	22.1	48	28.3
13:00:00	247	22.4	54	28.8
14:00:00	226	21.9	36	28.1
15:00:00	335	22.7	74	28.7
16:00:00	294	22.4	70	28.3
17:00:00	307	21.6	62	28.1
18:00:00	258	22.2	42	29.3
19:00:00	172	22.5	36	28.6
20:00:00	83	21.9	22	28.1
21:00:00	87	23.2	23	29.0
22:00:00	58	21.9	12	28.2
23:00:00	31	20.6	3	30.3

Eastbound Histogram

SW 3rd

from Wed-Oct-02-2024-07-00-AM to Tue-Oct-08-2024-09-59-AM

Date	Starting Hr:min	<15	15 to <20	20 to <25	25 to <30	30 to <35	35 to <40	40 to <45	45 to <50	50 to <55	55 to <60	60 to <65	65 to <70	70 to <75	75 to <80	80 to <85	85 to <90	90 to <95	95 to >100	Total Counts	Avg Speed (MPH)	85pct Speed	10MPH Pace	% in pace	# of Speeders	% Speeders	VEH_SM	VEH_MED	VEH_LG	
10/2/2024	00:00	*	*	*	*	*	*	*	*	*	*	*	*	*	*	*	*	*	*	*	*	*	*	*	*	*	*	*	*	*
10/2/2024	01:00	*	*	*	*	*	*	*	*	*	*	*	*	*	*	*	*	*	*	*	*	*	*	*	*	*	*	*	*	*
10/2/2024	02:00	*	*	*	*	*	*	*	*	*	*	*	*	*	*	*	*	*	*	*	*	*	*	*	*	*	*	*	*	*
10/2/2024	03:00	*	*	*	*	*	*	*	*	*	*	*	*	*	*	*	*	*	*	*	*	*	*	*	*	*	*	*	*	*
10/2/2024	04:00	*	*	*	*	*	*	*	*	*	*	*	*	*	*	*	*	*	*	*	*	*	*	*	*	*	*	*	*	*
10/2/2024	05:00	*	*	*	*	*	*	*	*	*	*	*	*	*	*	*	*	*	*	*	*	*	*	*	*	*	*	*	*	*
10/2/2024	06:00	*	*	*	*	*	*	*	*	*	*	*	*	*	*	*	*	*	*	*	*	*	*	*	*	*	*	*	*	*
10/2/2024	07:00	1	6	11	5	2	0	0	0	0	0	0	0	0	0	0	0	0	0	0	25	22.3	25.5	16 to 26	80.0	5	20.0	0	25	0
10/2/2024	08:00	2	21	48	19	4	0	1	0	0	0	0	0	0	0	0	0	0	0	0	95	22.6	26	17 to 27	82.1	19	20.0	3	90	2
10/2/2024	09:00	1	6	14	7	3	0	0	0	0	0	0	0	0	0	0	0	0	0	0	31	22.6	26.7	15 to 25	74.2	7	22.6	0	30	1
10/2/2024	10:00	3	7	14	3	1	0	0	0	0	0	0	0	0	0	0	0	0	0	0	28	20.9	24	13 to 23	78.6	4	14.3	0	27	1
10/2/2024	11:00	0	5	25	8	5	0	0	0	0	0	0	0	0	0	0	0	0	0	0	43	23.8	28	19 to 29	86.0	12	27.9	0	43	0
10/2/2024	12:00	1	5	17	10	1	0	0	0	0	0	0	0	0	0	0	0	0	0	0	34	22.5	26	17 to 27	82.4	6	17.6	0	34	0
10/2/2024	13:00	1	4	16	13	1	0	0	0	0	0	0	0	0	0	0	0	0	0	0	35	23.1	26	18 to 28	85.7	11	31.4	0	34	1
10/2/2024	14:00	0	12	26	8	1	1	0	0	0	0	0	0	0	0	0	0	0	0	0	48	22.2	25	16 to 26	87.5	7	14.6	0	45	3
10/2/2024	15:00	1	5	20	18	4	1	0	0	0	0	0	0	0	0	0	0	0	0	0	49	24.2	28	18 to 28	81.6	19	38.8	1	48	0
10/2/2024	16:00	3	11	25	11	1	0	0	0	0	0	0	0	0	0	0	0	0	0	0	51	21.7	24.7	15 to 25	82.4	6	11.8	0	51	0
10/2/2024	17:00	1	10	18	10	2	0	1	0	0	0	0	0	0	0	0	0	0	0	0	42	22.8	26	16 to 26	81.0	8	19.0	0	42	0
10/2/2024	18:00	0	16	17	11	2	1	1	0	0	0	0	0	0	0	0	0	0	0	0	48	22.7	27	15 to 25	79.2	10	20.8	1	47	0
10/2/2024	19:00	0	6	19	1	0	0	0	0	0	0	0	0	0	0	0	0	0	0	0	26	20.9	23	15 to 25	100.0	*	*	0	26	0
10/2/2024	20:00	0	2	5	5	0	0	0	0	0	0	0	0	0	0	0	0	0	0	0	12	22.8	25.7	18 to 28	100.0	4	33.3	0	10	2
10/2/2024	21:00	0	2	3	2	0	0	0	0	0	0	0	0	0	0	0	0	0	0	0	7	22.3	26	18 to 28	100.0	2	28.6	0	7	0
10/2/2024	22:00	0	2	3	1	0	0	0	0	0	0	0	0	0	0	0	0	0	0	0	6	21.7	24	14 to 24	83.3	1	16.7	0	6	0
10/2/2024	23:00	1	1	1	1	0	0	0	0	0	0	0	0	0	0	0	0	0	0	0	4	21.3	23	13 to 23	75.0	1	25.0	0	4	0
24 Hr Summary		15	121	282	133	27	3	3	0	0	0	0	0	0	0	0	0	0	0	584	22.6	27	17 to 27	80.7	122	20.9	5	569	10	

Eastbound Histogram

SW 3rd

from Wed-Oct-02-2024-07-00-AM to Tue-Oct-08-2024-09-59-AM

Date	Starting Hr:min	<15	15 to <20	20 to <25	25 to <30	30 to <35	35 to <40	40 to <45	45 to <50	50 to <55	55 to <60	60 to <65	65 to <70	70 to <75	75 to <80	80 to <85	85 to <90	90 to <95	95 to >100	Total Counts	Avg Speed (MPH)	85pct Speed	10MPH Pace	% in pace	# of Speeders	% Speeders	VEH_SM	VEH_MED	VEH_LG	
10/3/2024	00:00	0	0	2	0	0	0	0	0	0	0	0	0	0	0	0	0	0	0	2	23	23	13 to 23	100.0	*	*	0	2	0	
10/3/2024	01:00	*	*	*	*	*	*	*	*	*	*	*	*	*	*	*	*	*	*	*	*	*	*	*	*	*	*	*	*	*
10/3/2024	02:00	0	0	1	0	0	0	0	0	0	0	0	0	0	0	0	0	0	0	1	22	22	12 to 22	100.0	*	*	0	1	0	
10/3/2024	03:00	0	0	0	1	0	0	0	0	0	0	0	0	0	0	0	0	0	0	1	28	28	18 to 28	100.0	1	100.0	0	1	0	
10/3/2024	04:00	0	0	0	1	0	0	0	0	0	0	0	0	0	0	0	0	0	0	1	27	27	17 to 27	100.0	1	100.0	0	1	0	
10/3/2024	05:00	1	5	1	3	1	0	0	0	0	0	0	0	0	0	0	0	0	0	11	21.6	27	17 to 27	72.7	3	27.3	0	11	0	
10/3/2024	06:00	1	5	12	3	0	0	0	0	0	0	0	0	0	0	0	0	0	0	21	21.8	24	14 to 24	85.7	3	14.3	0	20	1	
10/3/2024	07:00	0	6	21	14	0	0	1	0	0	0	0	0	0	0	0	0	0	0	42	23.6	26.9	19 to 29	85.7	15	35.7	1	40	1	
10/3/2024	08:00	1	7	42	25	3	3	0	0	0	0	0	0	0	0	0	0	0	0	81	23.7	27	19 to 29	87.7	23	28.4	0	80	1	
10/3/2024	09:00	1	1	11	3	0	0	0	0	0	0	0	0	0	0	0	0	0	0	16	22.5	25	17 to 27	93.8	2	12.5	0	16	0	
10/3/2024	10:00	0	5	11	12	2	0	0	0	0	0	0	0	0	0	0	0	0	0	30	23.8	27	18 to 28	86.7	11	36.7	0	29	1	
10/3/2024	11:00	1	4	12	14	0	0	0	0	0	0	0	0	0	0	0	0	0	0	31	23.9	27.4	18 to 28	90.3	13	41.9	0	30	1	
10/3/2024	12:00	1	14	22	10	1	0	0	0	0	0	0	0	0	0	0	0	0	0	48	21.7	25.5	17 to 27	85.4	8	16.7	1	46	1	
10/3/2024	13:00	3	9	25	13	3	1	0	0	0	0	0	0	0	0	0	0	0	0	54	22.5	26	18 to 28	79.6	11	20.4	1	50	3	
10/3/2024	14:00	1	7	11	7	2	0	0	0	0	0	0	0	0	0	0	0	0	0	28	22.1	26.5	17 to 27	75.0	7	25.0	0	28	0	
10/3/2024	15:00	0	12	31	17	6	0	0	0	0	0	0	0	0	0	0	0	0	0	66	23.2	27.2	18 to 28	83.3	20	30.3	0	64	2	
10/3/2024	16:00	1	9	30	18	4	0	0	0	0	0	0	0	0	0	0	0	0	0	62	23.1	27	19 to 29	77.4	20	32.3	0	61	1	
10/3/2024	17:00	1	14	25	14	2	0	0	0	0	0	0	0	0	0	0	0	0	0	56	22.3	26.6	18 to 28	85.7	12	21.4	0	56	0	
10/3/2024	18:00	0	13	17	8	1	0	0	0	0	0	0	0	0	0	0	0	0	0	39	21.4	24.6	15 to 25	89.7	4	10.3	0	39	0	
10/3/2024	19:00	3	8	9	10	0	0	1	1	0	0	0	0	0	0	0	0	0	0	32	22.8	27	18 to 28	68.8	11	34.4	0	32	0	
10/3/2024	20:00	1	4	3	3	1	0	0	0	0	0	0	0	0	0	0	0	0	0	12	22.4	27	19 to 29	75.0	4	33.3	0	12	0	
10/3/2024	21:00	0	1	7	5	0	0	0	0	0	0	0	0	0	0	0	0	0	0	13	23.5	25	17 to 27	100.0	2	15.4	0	13	0	
10/3/2024	22:00	0	2	1	1	0	0	0	0	0	0	0	0	0	0	0	0	0	0	4	20.5	21	11 to 21	75.0	1	25.0	0	4	0	
10/3/2024	23:00	0	1	2	0	1	0	0	0	0	0	0	0	0	0	0	0	0	0	4	23.3	23	13 to 23	75.0	1	25.0	0	3	1	
24 Hr Summary		16	127	296	182	27	4	2	1	0	0	0	0	0	0	0	0	0	0	655	22.8	27	18 to 28	81.1	173	26.4	3	639	13	

Eastbound Histogram

SW 3rd

from Wed-Oct-02-2024-07-00-AM to Tue-Oct-08-2024-09-59-AM

Date	Starting Hr:min	<15	15 to <20	20 to <25	25 to <30	30 to <35	35 to <40	40 to <45	45 to <50	50 to <55	55 to <60	60 to <65	65 to <70	70 to <75	75 to <80	80 to <85	85 to <90	90 to <95	95 to >100	Total Counts	Avg Speed (MPH)	85pct Speed	10MPH Pace	% in pace	# of Speeders	% Speeders	VEH_SM	VEH_MED	VEH_LG	
10/4/2024	00:00	0	1	0	0	0	0	0	0	0	0	0	0	0	0	0	0	0	0	1	18	18	8 to 18	100.0	*	*	0	1	0	
10/4/2024	01:00	0	1	0	2	0	0	0	0	0	0	0	0	0	0	0	0	0	0	3	23.3	27	17 to 27	66.7	2	66.7	0	3	0	
10/4/2024	02:00	*	*	*	*	*	*	*	*	*	*	*	*	*	*	*	*	*	*	*	*	*	*	*	*	*	*	*	*	*
10/4/2024	03:00	0	0	1	0	0	0	0	0	0	0	0	0	0	0	0	0	0	0	1	20	20	10 to 20	100.0	*	*	0	1	0	
10/4/2024	04:00	0	0	1	0	2	0	0	0	0	0	0	0	0	0	0	0	0	0	3	29	33	23 to 33	100.0	2	66.7	0	3	0	
10/4/2024	05:00	1	0	3	3	1	2	0	0	0	0	0	0	0	0	0	0	0	0	10	26.6	34	18 to 28	60.0	6	60.0	0	10	0	
10/4/2024	06:00	0	2	6	3	0	0	0	0	0	0	0	0	0	0	0	0	0	0	11	22.1	24.5	15 to 25	90.9	1	9.1	0	11	0	
10/4/2024	07:00	0	9	34	13	2	0	0	0	0	0	0	0	0	0	0	0	0	0	58	22.8	24.9	17 to 27	91.4	8	13.8	0	57	1	
10/4/2024	08:00	1	17	47	20	7	1	0	0	0	0	0	0	0	0	0	0	0	0	93	23	26.5	18 to 28	83.9	19	20.4	1	91	1	
10/4/2024	09:00	0	7	22	10	1	0	0	0	0	0	0	0	0	0	0	0	0	0	40	22.6	26	17 to 27	90.0	8	20.0	0	40	0	
10/4/2024	10:00	0	9	18	6	2	0	0	0	0	0	0	0	0	0	0	0	0	0	35	22.1	26	18 to 28	85.7	6	17.1	0	35	0	
10/4/2024	11:00	0	7	13	11	1	1	0	0	0	0	0	0	0	0	0	0	0	0	33	23.6	27.5	19 to 29	84.8	9	27.3	0	32	1	
10/4/2024	12:00	0	7	15	9	0	0	0	0	0	0	0	0	0	0	0	0	0	0	31	22.8	26	19 to 29	87.1	7	22.6	0	31	0	
10/4/2024	13:00	4	7	20	11	6	0	0	0	0	0	0	0	0	0	0	0	0	0	48	22.6	26.7	17 to 27	75.0	13	27.1	1	47	0	
10/4/2024	14:00	1	11	21	8	4	0	0	0	0	0	0	0	0	0	0	0	0	0	45	22.8	26.8	18 to 28	80.0	11	24.4	0	44	1	
10/4/2024	15:00	1	11	38	19	1	2	0	0	0	0	0	0	0	0	0	0	0	0	72	22.9	25.2	17 to 27	87.5	12	16.7	0	71	1	
10/4/2024	16:00	1	9	19	15	4	0	0	0	0	0	0	0	0	0	0	0	0	0	48	23	27.5	19 to 29	75.0	13	27.1	0	47	1	
10/4/2024	17:00	7	23	35	17	4	0	0	0	0	0	0	0	0	0	0	0	0	0	86	21.3	26.8	14 to 24	72.1	18	20.9	0	85	1	
10/4/2024	18:00	2	16	42	19	3	1	0	0	0	0	0	0	0	0	0	0	0	0	83	22.7	25.5	16 to 26	85.5	14	16.9	0	83	0	
10/4/2024	19:00	0	3	21	7	3	0	0	0	0	0	0	0	0	0	0	0	0	0	34	23.3	27	18 to 28	85.3	8	23.5	0	34	0	
10/4/2024	20:00	1	5	5	4	2	0	0	0	0	0	0	0	0	0	0	0	0	0	17	22.2	27.5	15 to 25	64.7	5	29.4	0	17	0	
10/4/2024	21:00	0	3	12	7	2	0	0	0	0	0	0	0	0	0	0	0	0	0	24	23.3	26.3	17 to 27	87.5	6	25.0	0	24	0	
10/4/2024	22:00	0	5	9	2	0	0	0	0	0	0	0	0	0	0	0	0	0	0	16	20.6	23	15 to 25	100.0	*	*	0	16	0	
10/4/2024	23:00	0	1	4	0	0	0	0	0	0	0	0	0	0	0	0	0	0	0	5	21	22	13 to 23	100.0	*	*	0	5	0	
24 Hr Summary		19	154	386	186	45	7	0	0	0	0	0	0	0	0	0	0	0	0	797	22.7	27	17 to 27	80.7	168	21.1	2	788	7	

Eastbound Histogram

SW 3rd

from Wed-Oct-02-2024-07-00-AM to Tue-Oct-08-2024-09-59-AM

Date	Starting Hr:min	<15	15 to <20	20 to <25	25 to <30	30 to <35	35 to <40	40 to <45	45 to <50	50 to <55	55 to <60	60 to <65	65 to <70	70 to <75	75 to <80	80 to <85	85 to <90	90 to <95	95 to >100	Total Counts	Avg Speed (MPH)	85pct Speed	10MPH Pace	% in pace	# of Speeders	% Speeders	VEH_SM	VEH_MED	VEH_LG	
10/5/2024	00:00	0	0	0	1	0	0	0	0	0	0	0	0	0	0	0	0	0	0	1	25	25	15 to 25	100.0	*	*	0	1	0	
10/5/2024	01:00	0	0	0	0	1	0	0	0	0	0	0	0	0	0	0	0	0	0	1	32	32	22 to 32	100.0	1	100.0	0	1	0	
10/5/2024	02:00	*	*	*	*	*	*	*	*	*	*	*	*	*	*	*	*	*	*	*	*	*	*	*	*	*	*	*	*	*
10/5/2024	03:00	0	0	0	0	1	0	0	0	0	0	0	0	0	0	0	0	0	0	1	30	30	20 to 30	100.0	1	100.0	0	1	0	
10/5/2024	04:00	*	*	*	*	*	*	*	*	*	*	*	*	*	*	*	*	*	*	*	*	*	*	*	*	*	*	*	*	*
10/5/2024	05:00	1	1	2	0	1	0	0	0	0	0	0	0	0	0	0	0	0	0	5	21	22	12 to 22	80.0	1	20.0	0	5	0	
10/5/2024	06:00	0	3	3	1	0	0	0	0	0	0	0	0	0	0	0	0	0	0	7	19.7	22	16 to 26	100.0	1	14.3	1	5	1	
10/5/2024	07:00	1	5	6	5	1	1	0	0	0	0	0	0	0	0	0	0	0	0	19	23	27.7	18 to 28	78.9	7	36.8	0	19	0	
10/5/2024	08:00	0	1	7	14	2	0	0	0	0	0	0	0	0	0	0	0	0	0	24	25.3	27.5	18 to 28	91.7	14	58.3	0	24	0	
10/5/2024	09:00	1	4	13	7	1	1	0	0	0	0	0	0	0	0	0	0	0	0	27	23.4	27	19 to 29	85.2	8	29.6	0	27	0	
10/5/2024	10:00	0	5	16	5	2	1	0	1	0	0	0	0	0	0	0	0	0	0	30	24.1	28	18 to 28	76.7	9	30.0	0	28	2	
10/5/2024	11:00	0	9	17	7	1	0	0	0	0	0	0	0	0	0	0	0	0	0	34	22.1	26	16 to 26	82.4	7	20.6	0	34	0	
10/5/2024	12:00	3	10	21	8	4	1	0	0	0	0	0	0	0	0	0	0	0	0	47	22.4	27.5	19 to 29	72.3	11	23.4	0	47	0	
10/5/2024	13:00	2	13	15	13	1	1	0	0	0	0	0	0	0	0	0	0	0	0	45	22.2	26.3	17 to 27	80.0	10	22.2	0	44	1	
10/5/2024	14:00	3	13	22	4	0	0	0	0	0	0	0	0	0	0	0	0	0	0	42	20.7	23.8	16 to 26	92.9	3	7.1	0	42	0	
10/5/2024	15:00	1	11	18	6	3	0	0	0	0	0	0	0	0	0	0	0	0	0	39	21.7	26	16 to 26	82.1	7	17.9	0	38	1	
10/5/2024	16:00	0	3	16	9	3	0	0	0	0	0	0	0	0	0	0	0	0	0	31	23.8	26.6	17 to 27	90.3	10	32.3	0	31	0	
10/5/2024	17:00	2	6	10	2	0	0	0	0	0	0	0	0	0	0	0	0	0	0	20	20	23.5	14 to 24	85.0	2	10.0	0	19	1	
10/5/2024	18:00	4	10	12	7	3	0	0	0	0	0	0	0	0	0	0	0	0	0	36	21.6	25.7	16 to 26	77.8	7	19.4	2	34	0	
10/5/2024	19:00	0	5	20	9	1	0	0	0	0	0	0	0	0	0	0	0	0	0	35	23.2	25.5	18 to 28	97.1	7	20.0	0	35	0	
10/5/2024	20:00	0	4	4	4	1	1	0	0	0	0	0	0	0	0	0	0	0	0	14	23.3	28	15 to 25	64.3	5	35.7	0	14	0	
10/5/2024	21:00	2	4	9	6	0	0	1	0	0	0	0	0	0	0	0	0	0	0	22	22.4	26.7	18 to 28	77.3	6	27.3	0	22	0	
10/5/2024	22:00	0	5	7	6	0	1	0	0	0	0	0	0	0	0	0	0	0	0	19	23.3	27	17 to 27	84.2	6	31.6	0	18	1	
10/5/2024	23:00	1	3	7	0	1	0	0	0	0	0	0	0	0	0	0	0	0	0	12	20.8	23	14 to 24	91.7	1	8.3	0	12	0	
24 Hr Summary		21	115	225	114	27	7	1	1	0	0	0	0	0	0	0	0	0	0	511	22.5	27	17 to 27	77.3	124	24.3	3	501	7	

Eastbound Histogram

SW 3rd

from Wed-Oct-02-2024-07-00-AM to Tue-Oct-08-2024-09-59-AM

Date	Starting Hr:min	<15	15 to <20	20 to <25	25 to <30	30 to <35	35 to <40	40 to <45	45 to <50	50 to <55	55 to <60	60 to <65	65 to <70	70 to <75	75 to <80	80 to <85	85 to <90	90 to <95	95 to >100	Total Counts	Avg Speed (MPH)	85pct Speed	10MPH Pace	% in pace	# of Speeders	% Speeders	VEH_SM	VEH_MED	VEH_LG	
10/6/2024	00:00	0	3	0	1	0	0	0	0	0	0	0	0	0	0	0	0	0	0	4	20.8	19	18 to 28	100.0	1	25.0	0	4	0	
10/6/2024	01:00	0	0	1	0	0	0	0	0	0	0	0	0	0	0	0	0	0	0	1	23	23	13 to 23	100.0	*	*	0	1	0	
10/6/2024	02:00	0	0	0	1	0	0	0	0	0	0	0	0	0	0	0	0	0	0	1	26	26	16 to 26	100.0	1	100.0	0	1	0	
10/6/2024	03:00	*	*	*	*	*	*	*	*	*	*	*	*	*	*	*	*	*	*	*	*	*	*	*	*	*	*	*	*	*
10/6/2024	04:00	0	2	0	0	0	0	0	0	0	0	0	0	0	0	0	0	0	0	2	18	19	9 to 19	100.0	*	*	0	2	0	
10/6/2024	05:00	0	0	1	1	0	1	0	0	0	0	0	0	0	0	0	0	0	0	3	28.7	39	15 to 25	66.7	1	33.3	0	3	0	
10/6/2024	06:00	0	0	4	0	0	0	0	0	0	0	0	0	0	0	0	0	0	0	4	22.5	23	14 to 24	100.0	*	*	0	4	0	
10/6/2024	07:00	1	1	6	2	0	0	0	0	0	0	0	0	0	0	0	0	0	0	10	21.4	23	17 to 27	90.0	2	20.0	0	9	1	
10/6/2024	08:00	1	4	9	4	1	0	0	0	0	0	0	0	0	0	0	0	0	0	19	22	25	16 to 26	84.2	3	15.8	0	19	0	
10/6/2024	09:00	0	3	9	6	0	0	0	0	0	0	0	0	0	0	0	0	0	0	18	22.9	26.5	18 to 28	88.9	6	33.3	0	18	0	
10/6/2024	10:00	1	6	13	4	0	2	0	0	0	0	0	0	0	0	0	0	0	0	26	22.2	26	17 to 27	84.6	5	19.2	0	26	0	
10/6/2024	11:00	0	7	18	5	0	0	0	0	0	0	0	0	0	0	0	0	0	0	30	21.4	24.2	15 to 25	96.7	1	3.3	0	30	0	
10/6/2024	12:00	4	12	21	10	1	0	0	0	0	0	0	0	0	0	0	0	0	0	48	21	24.6	15 to 25	83.3	4	8.3	0	48	0	
10/6/2024	13:00	1	7	17	6	1	0	0	0	1	0	0	0	0	0	0	0	0	0	33	22.6	25.5	16 to 26	81.8	6	18.2	0	31	2	
10/6/2024	14:00	0	6	15	4	0	0	0	0	0	0	0	0	0	0	0	0	0	0	25	22.2	24	15 to 25	92.0	2	8.0	0	25	0	
10/6/2024	15:00	1	7	19	7	0	0	0	0	0	0	0	0	0	0	0	0	0	0	34	21.7	25	18 to 28	85.3	5	14.7	0	34	0	
10/6/2024	16:00	3	14	13	9	2	0	0	0	0	0	0	0	0	0	0	0	0	0	41	21.5	26	16 to 26	73.2	10	24.4	0	40	1	
10/6/2024	17:00	2	12	14	5	1	0	0	0	0	0	0	0	0	0	0	0	0	0	34	20.3	25	16 to 26	82.4	5	14.7	0	34	0	
10/6/2024	18:00	1	9	12	4	1	0	0	0	0	0	0	0	0	0	0	0	0	0	27	21.5	25	16 to 26	85.2	4	14.8	1	26	0	
10/6/2024	19:00	1	6	9	3	0	0	0	0	0	0	0	0	0	0	0	0	0	0	19	21.2	23	18 to 28	94.7	3	15.8	0	19	0	
10/6/2024	20:00	2	7	4	0	0	0	0	0	0	0	0	0	0	0	0	0	0	0	13	17.6	21	13 to 23	100.0	*	*	0	11	2	
10/6/2024	21:00	0	1	6	2	2	0	0	0	0	0	0	0	0	0	0	0	0	0	11	25	29	19 to 29	72.7	4	36.4	0	11	0	
10/6/2024	22:00	0	4	0	1	1	0	0	0	0	0	0	0	0	0	0	0	0	0	6	21.8	27	9 to 19	66.7	2	33.3	0	6	0	
10/6/2024	23:00	1	3	1	0	0	0	0	0	0	0	0	0	0	0	0	0	0	0	5	17.2	18	12 to 22	100.0	*	*	0	5	0	
24 Hr Summary		19	114	192	75	10	3	0	0	1	0	0	0	0	0	0	0	0	0	414	21.6	26	17 to 27	80.9	65	15.7	1	407	6	

Eastbound Histogram

SW 3rd

from Wed-Oct-02-2024-07-00-AM to Tue-Oct-08-2024-09-59-AM

Date	Starting Hr:min	<15	15 to <20	20 to <25	25 to <30	30 to <35	35 to <40	40 to <45	45 to <50	50 to <55	55 to <60	60 to <65	65 to <70	70 to <75	75 to <80	80 to <85	85 to <90	90 to <95	95 to >100	Total Counts	Avg Speed (MPH)	85pct Speed	10MPH Pace	% in pace	# of Speeders	% Speeders	VEH_SM	VEH_MED	VEH_LG
10/7/2024	00:00	0	1	0	1	0	0	0	0	0	0	0	0	0	0	0	0	0	0	2	23.5	28	18 to 28	100.0	1	50.0	0	2	0
10/7/2024	01:00	*	*	*	*	*	*	*	*	*	*	*	*	*	*	*	*	*	*	*	*	*	*	*	*	*	*	*	*
10/7/2024	02:00	*	*	*	*	*	*	*	*	*	*	*	*	*	*	*	*	*	*	*	*	*	*	*	*	*	*	*	*
10/7/2024	03:00	0	0	1	1	0	0	0	0	0	0	0	0	0	0	0	0	0	0	2	25.5	29	19 to 29	100.0	1	50.0	0	2	0
10/7/2024	04:00	0	0	2	0	1	0	0	0	0	0	0	0	0	0	0	0	0	0	3	25	30	20 to 30	100.0	1	33.3	0	3	0
10/7/2024	05:00	2	3	2	2	1	0	0	0	0	0	0	0	0	0	0	0	0	0	10	21	26	13 to 23	60.0	3	30.0	0	10	0
10/7/2024	06:00	1	7	6	3	1	0	0	0	0	0	0	0	0	0	0	0	0	0	18	20.4	24.5	15 to 25	83.3	2	11.1	0	18	0
10/7/2024	07:00	2	10	20	22	3	0	0	0	0	0	0	0	0	0	0	0	0	0	57	23.3	26.8	17 to 27	80.7	18	31.6	0	55	2
10/7/2024	08:00	5	20	39	18	5	0	1	0	0	0	0	0	0	0	0	0	0	0	88	22.3	25.6	16 to 26	80.7	16	18.2	2	83	3
10/7/2024	09:00	1	5	13	4	1	0	0	0	0	0	0	0	0	0	0	0	0	0	24	22.5	26	18 to 28	83.3	5	20.8	0	24	0
10/7/2024	10:00	0	3	20	5	0	0	0	0	0	0	0	0	0	0	0	0	0	0	28	22.2	24.5	17 to 27	96.4	3	10.7	0	28	0
10/7/2024	11:00	0	7	13	3	0	0	0	0	0	0	0	0	0	0	0	0	0	0	23	21.3	24	15 to 25	91.3	2	8.7	0	23	0
10/7/2024	12:00	1	10	20	12	1	0	0	0	0	0	0	0	0	0	0	0	0	0	44	22.5	27	17 to 27	79.5	12	27.3	0	44	0
10/7/2024	13:00	2	7	15	7	1	0	0	0	0	0	0	0	0	0	0	0	0	0	32	21.5	24.6	16 to 26	87.5	3	9.4	0	32	0
10/7/2024	14:00	1	9	22	6	0	0	0	0	0	0	0	0	0	0	0	0	0	0	38	21.4	24	16 to 26	86.8	6	15.8	0	35	3
10/7/2024	15:00	1	20	41	11	0	2	0	0	0	0	0	0	0	0	0	0	0	0	75	22.1	25	16 to 26	89.3	11	14.7	0	74	1
10/7/2024	16:00	2	18	23	14	4	0	0	0	0	0	0	0	0	0	0	0	0	0	61	21.8	26.3	15 to 25	78.7	11	18.0	0	61	0
10/7/2024	17:00	4	15	30	19	1	0	0	0	0	0	0	0	0	0	0	0	0	0	69	21.9	25.9	18 to 28	82.6	17	24.6	2	67	0
10/7/2024	18:00	1	3	16	3	1	1	0	0	0	0	0	0	0	0	0	0	0	0	25	22.4	24.5	15 to 25	84.0	3	12.0	0	25	0
10/7/2024	19:00	1	5	13	6	1	0	0	0	0	0	0	0	0	0	0	0	0	0	26	22.7	26.2	17 to 27	88.5	7	26.9	0	26	0
10/7/2024	20:00	0	3	6	6	0	0	0	0	0	0	0	0	0	0	0	0	0	0	15	22.7	25.7	16 to 26	93.3	4	26.7	0	15	0
10/7/2024	21:00	1	1	4	3	1	0	0	0	0	0	0	0	0	0	0	0	0	0	10	23.1	27.5	18 to 28	80.0	3	30.0	0	10	0
10/7/2024	22:00	0	2	3	2	0	0	0	0	0	0	0	0	0	0	0	0	0	0	7	22.6	26	16 to 26	85.7	2	28.6	0	7	0
10/7/2024	23:00	0	1	0	0	0	0	0	0	0	0	0	0	0	0	0	0	0	0	1	19	19	9 to 19	100.0	*	*	0	1	0
24 Hr Summary		25	150	309	148	22	3	1	0	0	0	0	0	0	0	0	0	0	0	658	22.2	26	17 to 27	81.0	131	19.9	4	645	9

Eastbound Histogram

SW 3rd

from Wed-Oct-02-2024-07-00-AM to Tue-Oct-08-2024-09-59-AM

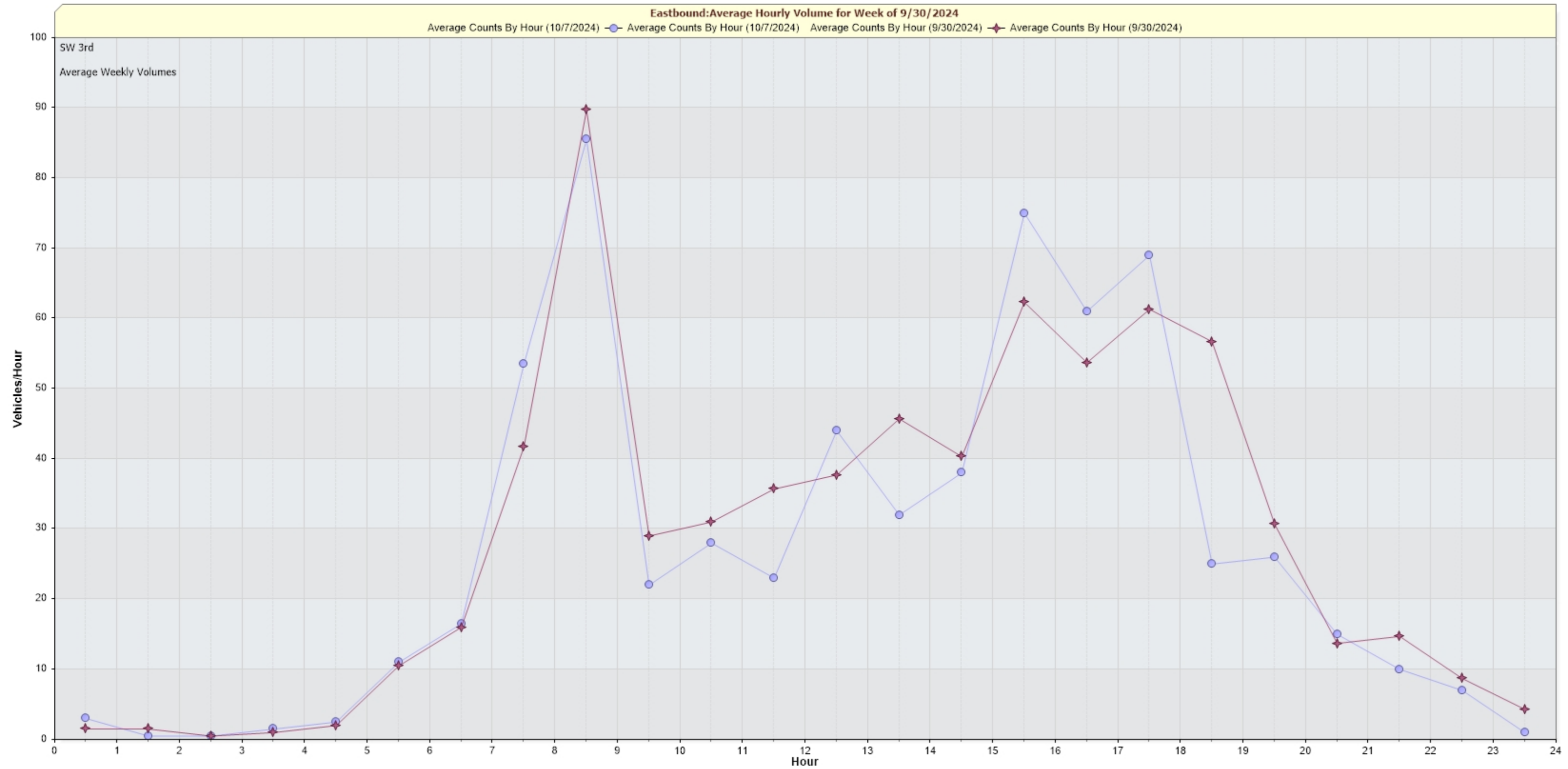
Date	Starting Hr:min	<15	15 to <20	20 to <25	25 to <30	30 to <35	35 to <40	40 to <45	45 to <50	50 to <55	55 to <60	60 to <65	65 to <70	70 to <75	75 to <80	80 to <85	85 to <90	90 to <95	95 to >100	Total Counts	Avg Speed (MPH)	85pct Speed	10MPH Pace	% in pace	# of Speeders	% Speeders	VEH_SM	VEH_MED	VEH_LG	
10/8/2024	00:00	0	1	3	0	0	0	0	0	0	0	0	0	0	0	0	0	0	0	4	21	22	14 to 24	100.0	*	*	0	4	0	
10/8/2024	01:00	0	1	0	0	0	0	0	0	0	0	0	0	0	0	0	0	0	0	1	18	18	8 to 18	100.0	*	*	0	1	0	
10/8/2024	02:00	0	0	1	0	0	0	0	0	0	0	0	0	0	0	0	0	0	0	1	22	22	12 to 22	100.0	*	*	0	1	0	
10/8/2024	03:00	0	0	0	0	1	0	0	0	0	0	0	0	0	0	0	0	0	0	1	31	31	21 to 31	100.0	1	100.0	0	1	0	
10/8/2024	04:00	0	0	1	1	0	0	0	0	0	0	0	0	0	0	0	0	0	0	2	25.5	27	17 to 27	100.0	1	50.0	0	2	0	
10/8/2024	05:00	1	3	2	2	3	1	0	0	0	0	0	0	0	0	0	0	0	0	12	24.1	30	16 to 26	58.3	6	50.0	0	12	0	
10/8/2024	06:00	0	4	6	4	1	0	0	0	0	0	0	0	0	0	0	0	0	0	15	23	27	18 to 28	93.3	4	26.7	0	14	1	
10/8/2024	07:00	0	4	25	20	1	0	0	0	0	0	0	0	0	0	0	0	0	0	50	23.9	26.3	19 to 29	92.0	14	28.0	0	49	1	
10/8/2024	08:00	2	8	46	23	4	0	0	0	0	0	0	0	0	0	0	0	0	0	83	23.2	27	18 to 28	86.7	23	27.7	0	80	3	
10/8/2024	09:00	1	6	10	3	0	0	0	0	0	0	0	0	0	0	0	0	0	0	20	21.1	24	16 to 26	90.0	3	15.0	0	20	0	
10/8/2024	10:00	*	*	*	*	*	*	*	*	*	*	*	*	*	*	*	*	*	*	*	*	*	*	*	*	*	*	*	*	*
10/8/2024	11:00	*	*	*	*	*	*	*	*	*	*	*	*	*	*	*	*	*	*	*	*	*	*	*	*	*	*	*	*	*
10/8/2024	12:00	*	*	*	*	*	*	*	*	*	*	*	*	*	*	*	*	*	*	*	*	*	*	*	*	*	*	*	*	*
10/8/2024	13:00	*	*	*	*	*	*	*	*	*	*	*	*	*	*	*	*	*	*	*	*	*	*	*	*	*	*	*	*	*
10/8/2024	14:00	*	*	*	*	*	*	*	*	*	*	*	*	*	*	*	*	*	*	*	*	*	*	*	*	*	*	*	*	*
10/8/2024	15:00	*	*	*	*	*	*	*	*	*	*	*	*	*	*	*	*	*	*	*	*	*	*	*	*	*	*	*	*	*
10/8/2024	16:00	*	*	*	*	*	*	*	*	*	*	*	*	*	*	*	*	*	*	*	*	*	*	*	*	*	*	*	*	*
10/8/2024	17:00	*	*	*	*	*	*	*	*	*	*	*	*	*	*	*	*	*	*	*	*	*	*	*	*	*	*	*	*	*
10/8/2024	18:00	*	*	*	*	*	*	*	*	*	*	*	*	*	*	*	*	*	*	*	*	*	*	*	*	*	*	*	*	*
10/8/2024	19:00	*	*	*	*	*	*	*	*	*	*	*	*	*	*	*	*	*	*	*	*	*	*	*	*	*	*	*	*	*
10/8/2024	20:00	*	*	*	*	*	*	*	*	*	*	*	*	*	*	*	*	*	*	*	*	*	*	*	*	*	*	*	*	*
10/8/2024	21:00	*	*	*	*	*	*	*	*	*	*	*	*	*	*	*	*	*	*	*	*	*	*	*	*	*	*	*	*	*
10/8/2024	22:00	*	*	*	*	*	*	*	*	*	*	*	*	*	*	*	*	*	*	*	*	*	*	*	*	*	*	*	*	*
10/8/2024	23:00	*	*	*	*	*	*	*	*	*	*	*	*	*	*	*	*	*	*	*	*	*	*	*	*	*	*	*	*	*
24 Hr Summary		4	27	94	53	10	1	0	0	0	0	0	0	0	0	0	0	0	0	189	23.2	27	18 to 28	85.7	52	27.5	0	184	5	

Eastbound: Average Hourly Volume for Week of 9/30/2024

Average Counts By Hour (10/7/2024) Average Counts By Hour (10/7/2024) Average Counts By Hour (9/30/2024) Average Counts By Hour (9/30/2024)

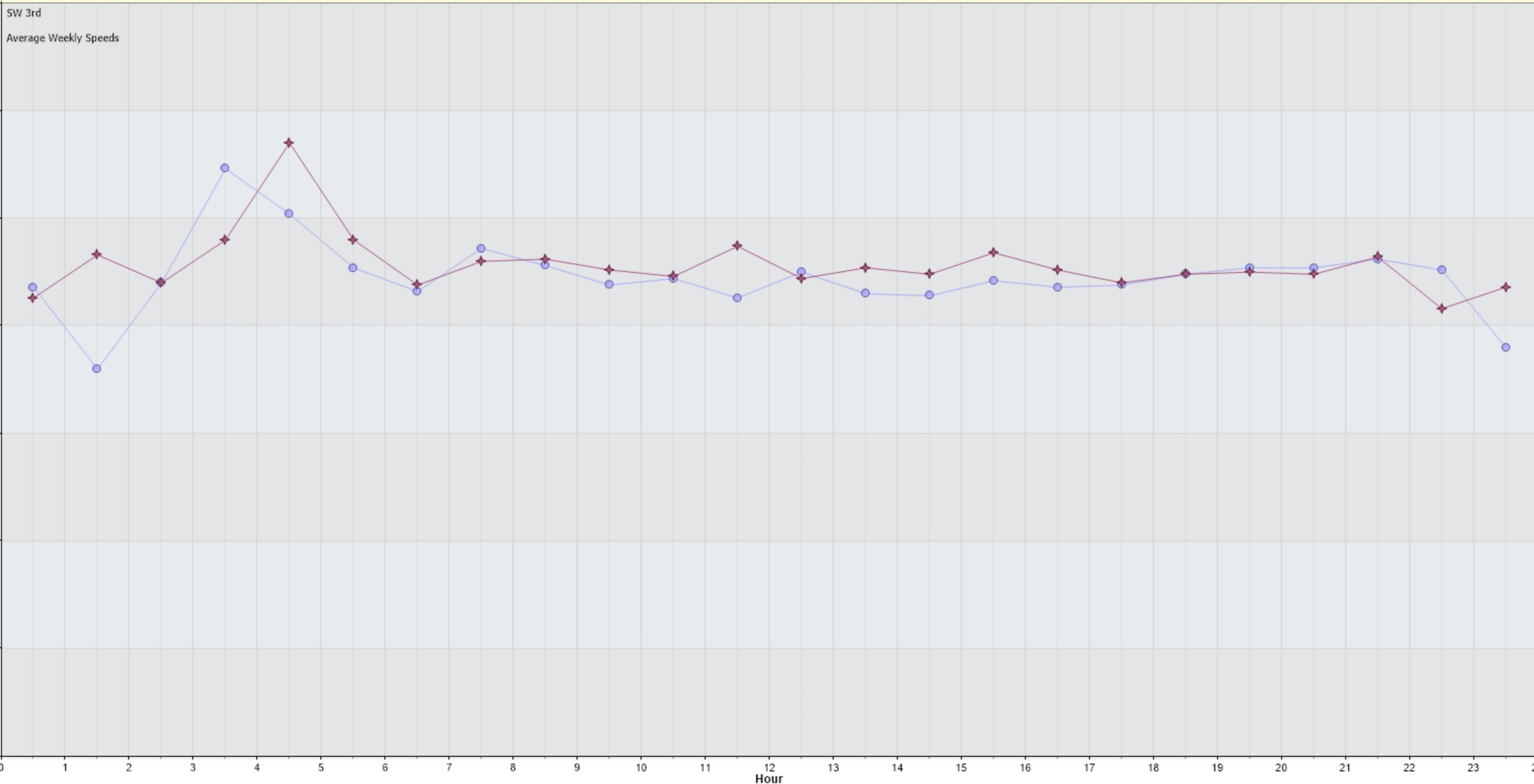
SW 3rd

Average Weekly Volumes



Eastbound:Average Hourly WEEKDAY Speeds for Week of 9/30/2024

Average Hourly WEEKDAY Speeds By Hour (10/7/2024) Average Hourly WEEKDAY Speeds By Hour (10/7/2024) Average Hourly WEEKDAY Speeds By Hour (9/30/2024) Average Hourly WEEKDAY Speeds By Hour (9/30/2024)



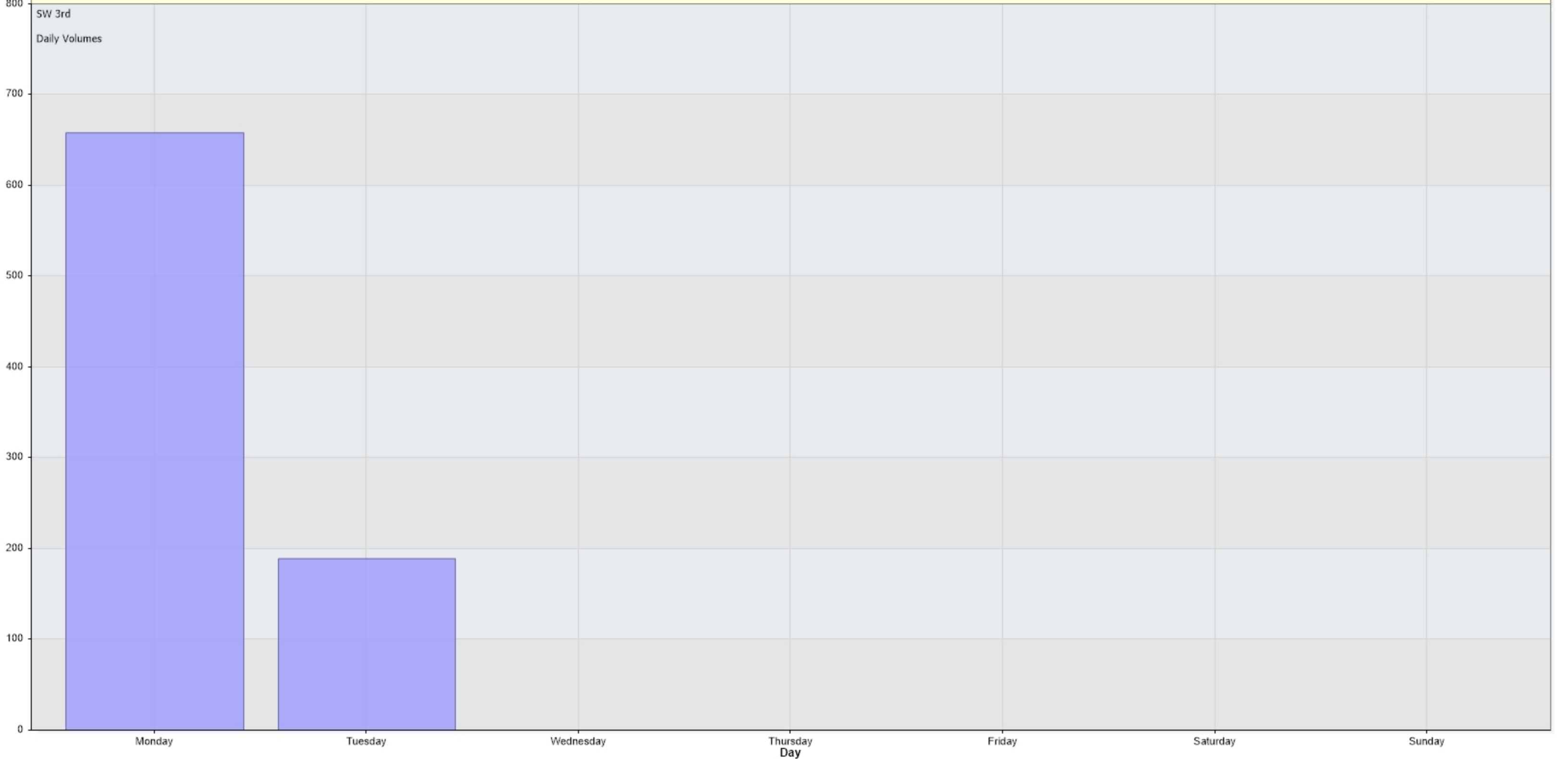
SW 3rd
Average Weekly Speeds

Eastbound:Daily Volume for Week of 10/7/2024

Daily Vehicle Counts



Daily Vehicle Counts



SW 3rd

Daily Volumes

Vehicles

Monday

Tuesday

Wednesday

Thursday
Day

Friday

Saturday

Sunday

Vehicle Counts Vs. Speed [SW 3rd: Eastbound]

