

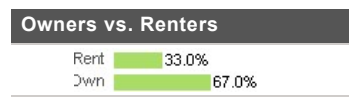
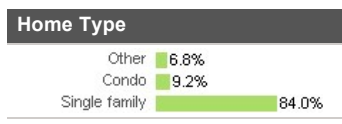
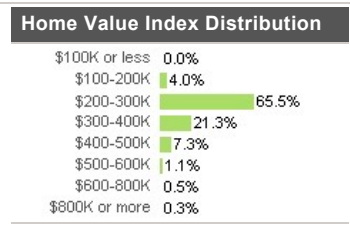
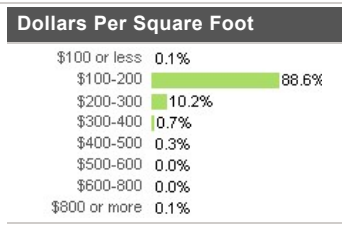


2017 Canby Housing Report

Housing Affordability Data		
	Canby	Nation
Zillow Home Value Index	\$315,900.00	\$192,500.00
Median Single Family Home Value	\$326,900.00	\$190,900.00
Median Condo Value	\$208,500.00	\$205,500.00
Median 2-Bedroom Home Value	\$267,100.00	\$150,700.00
Median 3-Bedroom Home Value	\$314,900.00	\$186,600.00
Median 4-Bedroom Home Value	\$380,100.00	\$309,300.00
Percent Homes Decreasing	1.40 %	16.90 %
Percent Listing Price Reduction	78	12.70 %
Median List Price Per Sq Ft	\$192.00	\$122.00
Median List Price	\$347,500.00	\$239,000.00
Median Sale Price	78	2239552
Homes For Sale	78	2239552
Homes Recently Sold	78	2239552
Property Tax	\$3,337.00	\$2,148.00
Turnover (Sold Within Last Yr.)	6.50 %	3.40 %
Median Value Per Sq Ft	\$189.00	\$131.00
1-Yr. Change	11.20 %	6.50 %
Homes For Sale By Owner	8	92996
New Construction	0	115545
Foreclosures	0	12043

Homes & Real Estate Data		
	Canby	Nation
Owners	67.04 %	66.27 %
Renters	32.96 %	33.73 %
Median Home Size (Sq. Ft.)	1607	--
Avg. Year Built	1984	--
Single-Family Homes	84.04 %	--
Condos	9.20 %	--



See Canby, Oregon Real Estate on Zillow

