
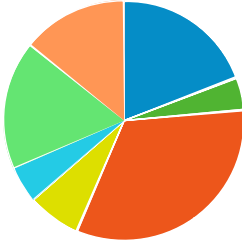
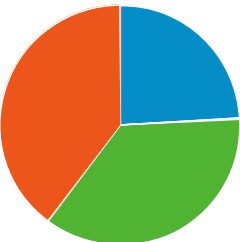
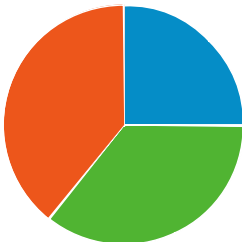


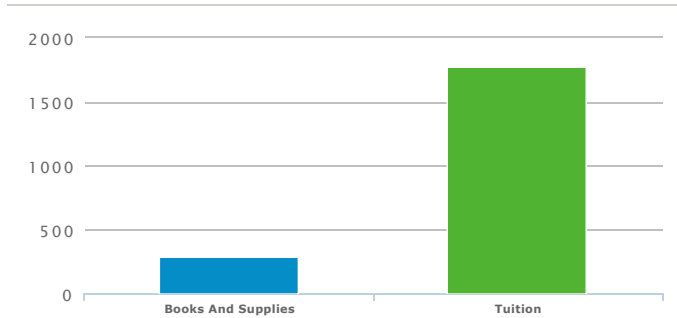
2017 Canby Oregon Consumer Spending Report

Consumer Spending Report (Canby, Oregon)

Apparel (2016)			Apparel (2021)		
<div> <div> <div>Men's Apparel</div> <div>Boys' Apparel</div> <div>Women's Apparel</div> <div>Girls' Apparel</div> <div>Infants Apparel</div> <div>Footwear</div> <div>Apparel Services and Accessories</div> </div>  </div>			<div> <div> <div>Men's Apparel</div> <div>Boys' Apparel</div> <div>Women's Apparel</div> <div>Girls' Apparel</div> <div>Infants Apparel</div> <div>Footwear</div> <div>Apparel Services and Accessories</div> </div>  </div>		
	\$ PER HOUSEHOLD	TOTAL \$000'S		\$ PER HOUSEHOLD	TOTAL \$000'S
Totals:	\$2,024	\$12,469	Totals:	\$2,243	\$14,603
Men's Apparel	\$389	\$2,399	Men's Apparel	\$431	\$2,809
Boys' Apparel	\$89	\$552	Boys' Apparel	\$98	\$642
Women's Apparel	\$661	\$4,075	Women's Apparel	\$736	\$4,796
Girls' Apparel	\$144	\$892	Girls' Apparel	\$159	\$1,039
Infants Apparel	\$98	\$609	Infants Apparel	\$109	\$711
Footwear	\$360	\$2,220	Footwear	\$387	\$2,524
Apparel Services and Accessories	\$279	\$1,722	Apparel Services and Accessories	\$319	\$2,080

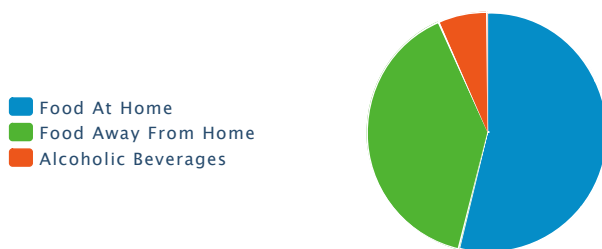
Entertainment (2016)			Entertainment (2021)		
<div> <div> <div>Fees And Admissions</div> <div>Video And Audio Equipment</div> <div>Recreational Equipment And Supplies</div> </div>  </div>			<div> <div> <div>Fees And Admissions</div> <div>Video And Audio Equipment</div> <div>Recreational Equipment And Supplies</div> </div>  </div>		
	\$ PER HOUSEHOLD	TOTAL \$000'S		\$ PER HOUSEHOLD	TOTAL \$000'S
Totals:	\$3,262	\$20,094	Totals:	\$3,614	\$23,530
Fees And Admissions	\$790	\$4,869	Fees And Admissions	\$910	\$5,924
Video And Audio Equipment	\$1,176	\$7,247	Video And Audio Equipment	\$1,287	\$8,382
Recreational Equipment And Supplies	\$1,295	\$7,978	Recreational Equipment And Supplies	\$1,417	\$9,224

Education (2016)			Education (2021)		
------------------	--	--	------------------	--	--



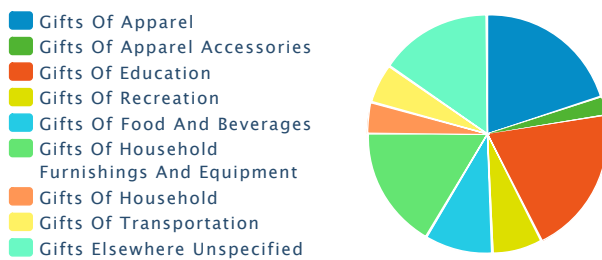
	\$ PER HOUSEHOLD	TOTAL \$000'S
Totals:	\$2,071	\$12,761
Books And Supplies	\$290	\$1,787
Tuition	\$1,781	\$10,974

Food and Beverages (2016)



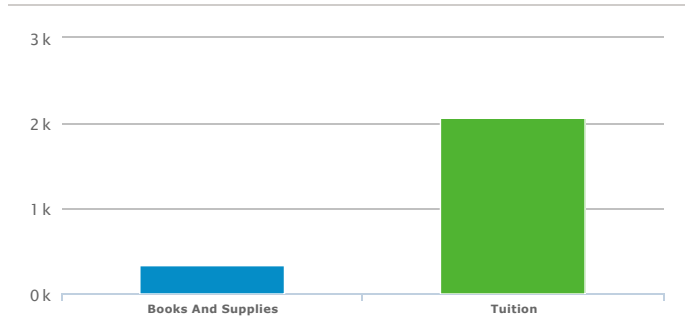
	\$ PER HOUSEHOLD	TOTAL \$000'S
Totals:	\$8,562	\$52,744
Food At Home	\$4,606	\$28,374
Food Away From Home	\$3,386	\$20,864
Alcoholic Beverages	\$569	\$3,506

Gifts (2016)



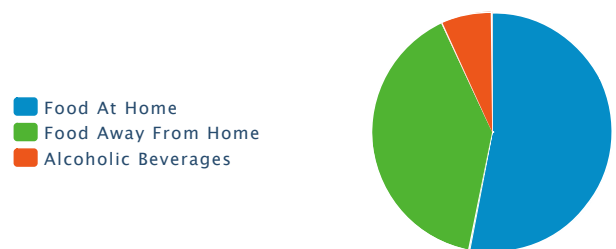
	\$ PER HOUSEHOLD	TOTAL \$000'S
Totals:	\$1,405	\$8,659
Gifts Of Apparel	\$280	\$1,727
Gifts Of Apparel Accessories	\$35	\$218
Gifts Of Education	\$282	\$1,742
Gifts Of Recreation	\$95	\$589
Gifts Of Food And Beverages	\$130	\$801
Gifts Of Household Furnishings And Equipment	\$230	\$1,418
Gifts Of Household	\$59	\$369
Gifts Of Transportation	\$76	\$468
Gifts Elsewhere Unspecified	\$215	\$1,326

Household Furnishings (2016)



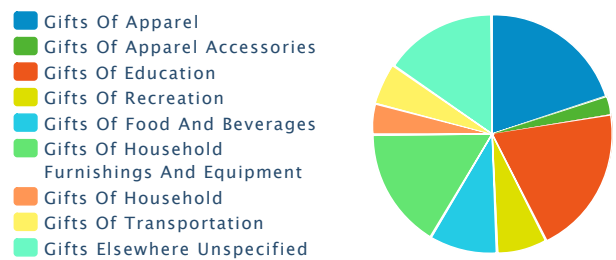
	\$ PER HOUSEHOLD	TOTAL \$000'S
Totals:	\$2,404	\$15,651
Books And Supplies	\$336	\$2,192
Tuition	\$2,067	\$13,459

Food and Beverages (2021)



	\$ PER HOUSEHOLD	TOTAL \$000'S
Totals:	\$9,348	\$60,850
Food At Home	\$4,960	\$32,290
Food Away From Home	\$3,744	\$24,373
Alcoholic Beverages	\$643	\$4,187

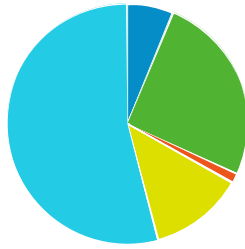
Gifts (2021)



	\$ PER HOUSEHOLD	TOTAL \$000'S
Totals:	\$1,611	\$10,489
Gifts Of Apparel	\$320	\$2,088
Gifts Of Apparel Accessories	\$40	\$264
Gifts Of Education	\$324	\$2,109
Gifts Of Recreation	\$109	\$713
Gifts Of Food And Beverages	\$148	\$969
Gifts Of Household Furnishings And Equipment	\$263	\$1,718
Gifts Of Household	\$68	\$445
Gifts Of Transportation	\$88	\$573
Gifts Elsewhere Unspecified	\$247	\$1,609

Household Furnishings (2021)

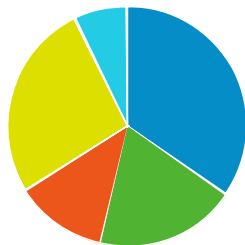
Household Textiles
Furniture
Floor Coverings
Major Appliances
Housewares And Small Appliances



	\$ PER HOUSEHOLD	TOTAL \$000'S
Totals:	\$2,002	\$12,333
Household Textiles	\$124	\$769
Furniture	\$512	\$3,158
Floor Coverings	\$27	\$170
Major Appliances	\$256	\$1,579
Housewares And Small Appliances	\$1,080	\$6,656

Shelter (2016)

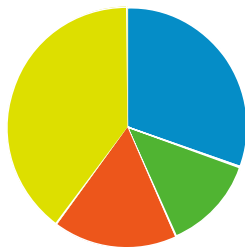
Mortgage Interest
Property Taxes
Miscellaneous Owned Dwelling Costs
Rental Costs
Other Lodging



	\$ PER HOUSEHOLD	TOTAL \$000'S
Totals:	\$11,938	\$73,541
Mortgage Interest	\$4,141	\$25,511
Property Taxes	\$2,261	\$13,932
Miscellaneous Owned Dwelling Costs	\$1,486	\$9,155
Rental Costs	\$3,192	\$19,663
Other Lodging	\$857	\$5,280

Household Operations (2016)

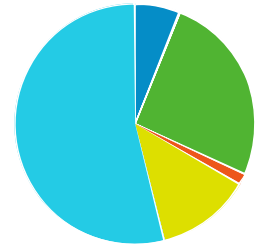
Babysitting And Elderly Care
Household Services
Alimony And Child Support
Household Supplies



	\$ PER HOUSEHOLD	TOTAL \$000'S
Totals:	\$1,643	\$10,122
Babysitting And Elderly Care	\$501	\$3,087
Household Services	\$211	\$1,304
Alimony And Child Support	\$274	\$1,692
Household Supplies	\$655	\$4,038

Personal Care (2016)

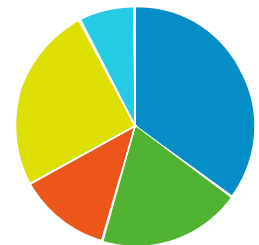
Household Textiles
Furniture
Floor Coverings
Major Appliances
Housewares And Small Appliances



	\$ PER HOUSEHOLD	TOTAL \$000'S
Totals:	\$2,232	\$14,528
Household Textiles	\$137	\$898
Furniture	\$575	\$3,746
Floor Coverings	\$32	\$209
Major Appliances	\$284	\$1,854
Housewares And Small Appliances	\$1,201	\$7,822

Shelter (2021)

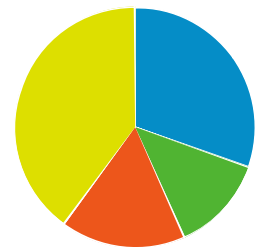
Mortgage Interest
Property Taxes
Miscellaneous Owned Dwelling Costs
Rental Costs
Other Lodging



	\$ PER HOUSEHOLD	TOTAL \$000'S
Totals:	\$13,224	\$86,080
Mortgage Interest	\$4,644	\$30,233
Property Taxes	\$2,557	\$16,646
Miscellaneous Owned Dwelling Costs	\$1,658	\$10,796
Rental Costs	\$3,357	\$21,853
Other Lodging	\$1,006	\$6,552

Household Operations (2021)

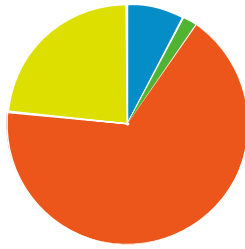
Babysitting And Elderly Care
Household Services
Alimony And Child Support
Household Supplies



	\$ PER HOUSEHOLD	TOTAL \$000'S
Totals:	\$1,866	\$12,146
Babysitting And Elderly Care	\$567	\$3,694
Household Services	\$240	\$1,566
Alimony And Child Support	\$313	\$2,039
Household Supplies	\$744	\$4,848

Personal Care (2021)

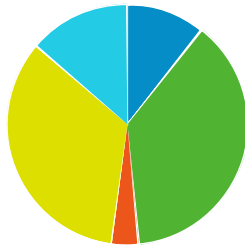
Hair Care
 Electric Personal Care Appliances
 Personal Care Services
 Personal Care Products



	\$ PER HOUSEHOLD	TOTAL \$000'S
Totals:	\$754	\$4,650
Hair Care	\$58	\$362
Electric Personal Care Appliances	\$14	\$92
Personal Care Services	\$504	\$3,111
Personal Care Products	\$176	\$1,086

Utilities (2016)

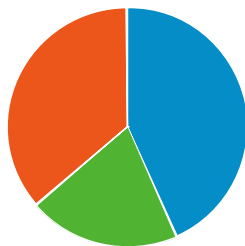
Natural Gas
 Electricity
 Fuel Oil And Other Fuels
 Telephone Service
 Other Utilities



	\$ PER HOUSEHOLD	TOTAL \$000'S
Totals:	\$4,374	\$26,946
Natural Gas	\$464	\$2,864
Electricity	\$1,656	\$10,207
Fuel Oil And Other Fuels	\$159	\$984
Telephone Service	\$1,493	\$9,199
Other Utilities	\$599	\$3,692

Reading (2016)

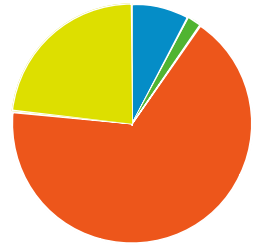
Newspapers
 Magazines
 Books



	\$ PER HOUSEHOLD	TOTAL \$000'S
Totals:	\$128	\$791
Newspapers	\$55	\$339
Magazines	\$26	\$162
Books	\$46	\$289

Tobacco (2016)

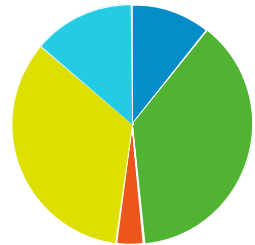
Hair Care
 Electric Personal Care Appliances
 Personal Care Services
 Personal Care Products



	\$ PER HOUSEHOLD	TOTAL \$000'S
Totals:	\$830	\$5,405
Hair Care	\$64	\$421
Electric Personal Care Appliances	\$16	\$107
Personal Care Services	\$555	\$3,614
Personal Care Products	\$193	\$1,262

Utilities (2021)

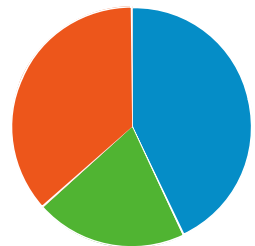
Natural Gas
 Electricity
 Fuel Oil And Other Fuels
 Telephone Service
 Other Utilities



	\$ PER HOUSEHOLD	TOTAL \$000'S
Totals:	\$4,730	\$30,789
Natural Gas	\$506	\$3,298
Electricity	\$1,784	\$11,616
Fuel Oil And Other Fuels	\$173	\$1,128
Telephone Service	\$1,613	\$10,505
Other Utilities	\$651	\$4,242

Reading (2021)

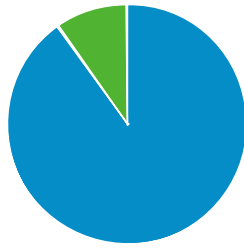
Newspapers
 Magazines
 Books



	\$ PER HOUSEHOLD	TOTAL \$000'S
Totals:	\$142	\$927
Newspapers	\$61	\$398
Magazines	\$29	\$190
Books	\$52	\$339

Tobacco (2021)

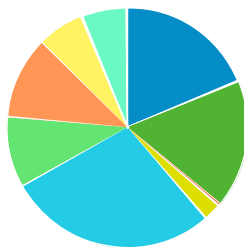
■ Cigarettes
■ Other Tobacco Products



	\$ PER HOUSEHOLD	TOTAL \$000'S
Totals:	\$358	\$2,211
Cigarettes	\$322	\$1,989
Other Tobacco Products	\$35	\$221

Transportation (2016)

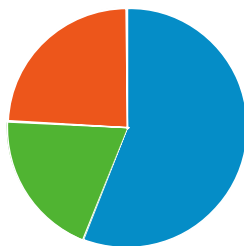
■ New Vehicle Purchase
■ Used Vehicle Purchase
■ Motorcycles (New And Used)
■ Vehicle Finance Charges
■ Gasoline And Oil
■ Vehicle Repair And Maintenance
■ Vehicle Insurance
■ Public Transportation
■ Other Transportation Costs



	\$ PER HOUSEHOLD	TOTAL \$000'S
Totals:	\$11,157	\$68,733
New Vehicle Purchase	\$2,094	\$12,902
Used Vehicle Purchase	\$1,915	\$11,798
Motorcycles (New And Used)	\$48	\$296
Vehicle Finance Charges	\$258	\$1,592
Gasoline And Oil	\$3,145	\$19,376
Vehicle Repair And Maintenance	\$1,055	\$6,503
Vehicle Insurance	\$1,242	\$7,652
Public Transportation	\$705	\$4,344
Other Transportation Costs	\$692	\$4,268

Health Care (2016)

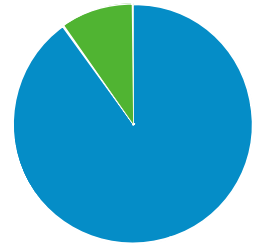
■ Health Care Insurance
■ Health Care Services
■ Health Care Supplies And Equipment



	\$ PER HOUSEHOLD	TOTAL \$000'S
Totals:	\$4,655	\$28,680
Health Care Insurance	\$2,605	\$16,052
Health Care Services	\$926	\$5,708
Health Care Supplies And Equipment	\$1,123	\$6,920

Miscellaneous Expenses (2016)

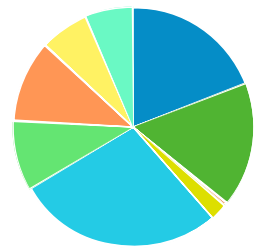
■ Cigarettes
■ Other Tobacco Products



	\$ PER HOUSEHOLD	TOTAL \$000'S
Totals:	\$377	\$2,456
Cigarettes	\$339	\$2,210
Other Tobacco Products	\$37	\$246

Transportation (2021)

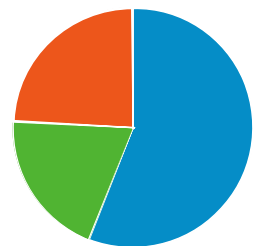
■ New Vehicle Purchase
■ Used Vehicle Purchase
■ Motorcycles (New And Used)
■ Vehicle Finance Charges
■ Gasoline And Oil
■ Vehicle Repair And Maintenance
■ Vehicle Insurance
■ Public Transportation
■ Other Transportation Costs



	\$ PER HOUSEHOLD	TOTAL \$000'S
Totals:	\$12,161	\$79,158
New Vehicle Purchase	\$2,322	\$15,118
Used Vehicle Purchase	\$2,037	\$13,263
Motorcycles (New And Used)	\$50	\$330
Vehicle Finance Charges	\$279	\$1,816
Gasoline And Oil	\$3,388	\$22,053
Vehicle Repair And Maintenance	\$1,149	\$7,481
Vehicle Insurance	\$1,346	\$8,767
Public Transportation	\$807	\$5,257
Other Transportation Costs	\$779	\$5,074

Health Care (2021)

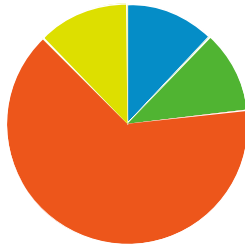
■ Health Care Insurance
■ Health Care Services
■ Health Care Supplies And Equipment



	\$ PER HOUSEHOLD	TOTAL \$000'S
Totals:	\$5,045	\$32,839
Health Care Insurance	\$2,823	\$18,379
Health Care Services	\$1,002	\$6,527
Health Care Supplies And Equipment	\$1,218	\$7,933

Miscellaneous Expenses (2021)

Legal And Accounting
 Funeral And Cemetery
 Finance Charges Excluding
 Mortgage And Vehicle
 Other Miscellaneous
 Expenses



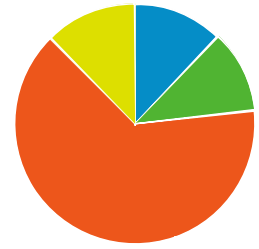
	\$ PER HOUSEHOLD	TOTAL \$000'S
Totals:	\$856	\$5,278
Legal And Accounting	\$103	\$638
Funeral And Cemetery	\$95	\$587
Finance Charges Excluding Mortgage And Vehicle	\$551	\$3,398
Other Miscellaneous Expenses	\$106	\$655

Personal Insurance (2016)		
	\$ PER HOUSEHOLD	TOTAL \$000'S
	\$424	\$2,613

Contributions (2016)		
	\$ PER HOUSEHOLD	TOTAL \$000'S
	\$2,432	\$14,985

Retail Potential (2016)		
	\$ PER HOUSEHOLD	TOTAL \$000'S
New Car Dealers	\$4,049	\$24,945
User Car Dealers	\$242	\$1,494
Recreational Vehicle Dealers	\$12	\$76
Motorcycle and Boat Dealers	\$173	\$1,070
Auto Parts and Accessories	\$625	\$3,853
Tire Dealers	\$285	\$1,756
Furniture Stores	\$395	\$2,438
Floor Covering Stores	\$141	\$869
Other Home Furnishing Stores	\$132	\$818
Appliances and Electronics Stores	\$922	\$5,681
Computer Stores	\$1,663	\$10,245
Camera and Photography Stores	\$105	\$647
Hardware Stores	\$215	\$1,325
Paint and Wallpaper Stores	\$19	\$122
Home Centers	\$477	\$2,940
Other Building Materials Stores	\$573	\$3,536
Outdoor Power Equipment Stores	\$18	\$111
Nursery and Garden Stores	\$144	\$887
Grocery Stores	\$6,580	\$40,537
Convenience Stores	\$280	\$1,728
Meat Markets	\$67	\$413
Fish and Seafood Markets	\$15	\$98
Fruit and Vegetable Markets	\$31	\$195
Other Specialty Food Markets	\$49	\$305
Liquor Stores	\$154	\$954
Pharmacy and Drug Stores	\$1,383	\$8,522
Costmetics and Beauty Stores	\$58	\$363
Optical Goods Stores	\$139	\$862

Legal And Accounting
 Funeral And Cemetery
 Finance Charges Excluding
 Mortgage And Vehicle
 Other Miscellaneous
 Expenses



	\$ PER HOUSEHOLD	TOTAL \$000'S
Totals:	\$935	\$6,090
Legal And Accounting	\$113	\$737
Funeral And Cemetery	\$104	\$681
Finance Charges Excluding Mortgage And Vehicle	\$601	\$3,916
Other Miscellaneous Expenses	\$116	\$755

Personal Insurance (2021)		
	\$ PER HOUSEHOLD	TOTAL \$000'S
	\$484	\$3,155

Contributions (2021)		
	\$ PER HOUSEHOLD	TOTAL \$000'S
	\$2,835	\$18,453

Source: Applied Geographic Solutions, 2016

Other Health and Personal Care Stores	\$111	\$690
Gasoline Stations with Convenience Stores	\$1,056	\$6,506
Gasoline Stations without Convenience Stores	\$173	\$1,068
Men's Clothing Stores	\$58	\$360
Women's Clothing Stores	\$185	\$1,141
Childrens' and Infant's Clothing Stores	\$104	\$645
Family Clothing Stores	\$393	\$2,422
Clothing Accessory Stores	\$20	\$128
Other Apparel Stores	\$46	\$287
Shoe Stores	\$127	\$787
Jewelry Stores	\$250	\$1,542
Luggage Stores	\$235	\$1,450
Sporting Goods Stores	\$175	\$1,078
Hobby, Toy, and Game Stores	\$52	\$323
Sewing and Needlecraft Stores	\$19	\$123
Musical Instrument Stores	\$41	\$256
Book Stores	\$366	\$2,258
Record,Tape,and CD Stores	\$98	\$607
Department Stores	\$3,104	\$19,125
Warehouse Superstores	\$1,329	\$8,190
Other General Merchandise Stores	\$372	\$2,295
Florists	\$30	\$189
Office and Stationary Stores	\$287	\$1,769
Gift and Souvenir Stores	\$91	\$563
Used Merchandise Stores	\$59	\$369
Pet and Pet Supply Stores	\$122	\$756
Art Dealers	\$11	\$71
Mobile Home Dealers	\$0	\$5
Other Miscellaneous Retail Stores	\$124	\$766
Mail Order and Catalog Stores	\$2,285	\$14,077
Vending Machines	\$96	\$591
Fuel Dealers	\$392	\$2,418
Other Direct Selling Establishments	\$200	\$1,236
Hotels and Other Travel Accomodations	\$149	\$918
RV Parks	\$2	\$15
Rooming and Boarding Houses	\$1	\$6
Full Service Restaurants	\$1,003	\$6,179
Limited Service Restaurants	\$995	\$6,133
Special Food Services and Catering	\$167	\$1,031
Drinking Places	\$90	\$555

