




		<u>PERIOD ACTUAL</u>	<u>YTD ENCUM</u>	<u>YTD ACTUAL</u>	 <u>BUDGET</u>	<u>UNEARNED</u>	<u>PCNT</u>
	<u>PARKS REVENUE</u>						
100-006-340-0001	PARK RENTALS	.00	.00	550.00	 1,150.00	600.00	47.8
100-006-340-0100	PARK MAINTENANCE FEE	50,752.16	.00	438,136.63	 570,000.00	131,863.37	76.9
100-006-360-0001	PARKS MISCELLANEOUS-INCOME	.00	.00	(1.71)	.00	1.71	.0
100-006-392-0210	TRANSFER FROM SDC FUND	721,895.09	.00	1,745,408.02	4,800,000.00	3,054,591.98	36.4
	<u>TOTAL PARKS REVENUE</u>	<u>772,647.25</u>	<u>.00</u>	<u>2,184,092.94</u>	<u>5,371,150.00</u>	<u>3,187,057.06</u>	<u>40.7</u>

		<u>PERIOD ACTUAL</u>	<u>YTD ENCUM</u>	<u>YTD ACTUAL</u>	<u>BUDGET</u>	<u>UNEXPENDED</u>	<u>PCNT</u>
	PERSONAL SERVICES:						
100-106-452-1000	REGULAR SALARIES AND WAGES	41,474.06	.00	345,289.13	407,000.00	61,710.87	84.8
100-106-452-1300	OVERTIME	17.37	.00	3,221.30	6,000.00	2,778.70	53.7
100-106-452-2100	INSURANCE BENEFITS	7,363.54	.00	73,862.51	104,000.00	30,137.49	71.0
100-106-452-2200	TAXES/OTHER	4,905.05	.00	40,569.69	53,750.00	13,180.31	75.5
100-106-452-2300	PERS CONTRIBUTIONS	7,972.89	.00	100,999.35	119,500.00	18,500.65	84.5
100-106-452-2911	CLOTHING ALLOWANCE	311.94	.00	1,591.80	2,800.00	1,208.20	56.9
	TOTAL PERSONAL SERVICES	62,044.85	.00	565,533.78	693,050.00	127,516.22	81.6

		<u>PERIOD ACTUAL</u>	<u>YTD ENCUM</u>	<u>YTD ACTUAL</u>	<u>BUDGET</u>	<u>UNEXPENDED</u>	<u>PCNT</u>
	MATERIALS & SERVICES:						
100-106-452-3200	CONTRACT SERVICES	.00	.00	27,925.00	19,000.00	(8,925.00)	147.0
100-106-452-4310	PARKS GROUND MAINTENANCE	.00	.00	1,336.51	13,000.00	11,663.49	10.3
100-106-452-4320	PARK BLDG MAINTENANCE	1,154.00	.00	1,254.12	10,000.00	8,745.88	12.5
100-106-452-4340	STREETSCAPE LANDSCAPING	302.40	.00	859.69	5,000.00	4,140.31	17.2
100-106-452-4360	VANDALISM REPAIR	44.10	.00	323.38	3,000.00	2,676.62	10.8
100-106-452-4450	COPIER LEASE & MAINT	74.24	108.11	925.44	1,500.00	574.56	61.7
100-106-452-4500	PARKS MAINT FEE BILLING	3,762.50	.00	33,164.39	40,000.00	6,835.61	82.9
100-106-452-4900	CANBY KIDS	(1,154.00)	.00	8,000.00	8,000.00	.00	100.0
100-106-452-5300	COMMUNICATIONS	139.38	.00	1,109.79	2,800.00	1,690.21	39.6
100-106-452-5850	TRAINING/CONF/TRAVEL	.00	.00	865.00	3,000.00	2,135.00	28.8
100-106-452-5901	INTERNAL CHARGE-FLEET	5,046.50	.00	45,418.50	60,558.00	15,139.50	75.0
100-106-452-5902	INTERNAL CHARGE-FACILITIES	3,827.17	.00	34,444.53	45,926.00	11,481.47	75.0
100-106-452-5903	INTERNAL CHARGE-TECH SERVICES	1,766.67	.00	15,900.03	21,200.00	5,299.97	75.0
100-106-452-6100	SUPPLIES & SERVICES	590.02	1,164.00	12,268.63	32,000.00	19,731.37	38.3
100-106-452-6120	PARK EQUIPMENT	354.12	6,170.00	6,332.42	20,000.00	13,667.58	31.7
100-106-452-6200	UTILITIES	1,902.53	.00	29,038.55	35,000.00	5,961.45	83.0
	MATERIALS & SERVICES	17,809.63	7,442.11	219,165.98	★ 319,984.00	100,818.02	68.5

		<u>PERIOD ACTUAL</u>	<u>YTD ENCUM</u>	<u>YTD ACTUAL</u>	<u>BUDGET</u>	<u>UNEXPENDED</u>	<u>PCNT</u>
	CAPITAL:						
100-106-452-7637	MAPLE PARK RENOVATION	.00	.00	1,190.24	1,000,000.00	998,809.76	.1
100-106-452-7638	AUBURN FARMS PARK DEVELOPMEN	458,543.05	463,893.27	1,745,408.02	3,300,000.00	1,554,591.98	52.9
100-106-452-7639	S CANBY OFF-LEASH DOG PRK	.00	.00	.00	500,000.00	500,000.00	.0
	TOTAL CAPITAL	<u>458,543.05</u>	<u>463,893.27</u>	<u>1,746,598.26</u>	<u>4,800,000.00</u>	<u>3,053,401.74</u>	<u>36.4</u>
	TOTAL PARKS DEPT	<u>538,397.53</u>	<u>471,335.38</u>	<u>2,531,288.02</u>	<u>5,813,034.00</u>	<u>3,281,735.98</u>	<u>43.6</u>

City of Canby
 Park General Fund Contribution

	Personnel Costs	Materials and Services Costs	G.F. Total Contribution		Budgeted Park Maintenance Fee	General Fund Contribution	Actual Contribution in Excess of Required Contribution	Prior to Park Maintenance Fee
FY17 - base year			\$	532,696				
FY18	\$ 414,201	\$ 138,540	\$	552,741				
FY19	\$ 564,628	\$ 384,983	\$	949,611	\$ 370,000	\$ 579,611	\$ 46,915	
FY20	\$ 620,992	\$ 378,648	\$	999,640	\$ 409,000	\$ 590,640	\$ 57,944	
FY21	\$ 608,185	\$ 416,038	\$	1,024,223	\$ 415,000	\$ 609,223	\$ 76,527	
FY22	\$ 665,692	\$ 380,091	\$	1,045,783	\$ 452,000	\$ 593,783	\$ 61,087	
FY23	\$ 686,218	\$ 366,642	\$	1,052,860	\$ 483,000	\$ 569,860	\$ 37,164	
FY24	\$ 809,036	\$ 383,777	\$	1,192,813	\$ 480,000	\$ 712,813	\$ 180,117	
FY25	\$ 798,600	\$ 586,091	\$	1,384,691	\$ 530,000	\$ 854,691	\$ 321,995	
FY26 Budget	\$ 693,050	\$ 319,984	\$	1,013,034	\$ 570,000	\$ 443,034	\$ (89,662)	